

2020

ANNUAL REVIEW

Michiana Area Council of Governments

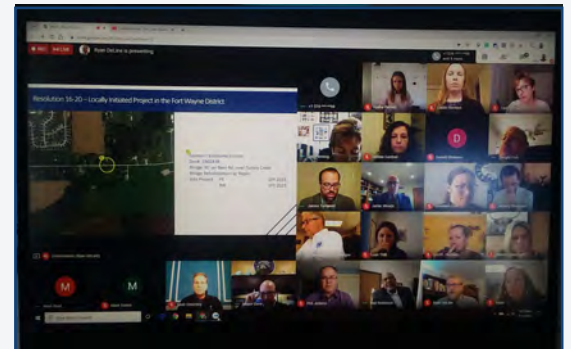
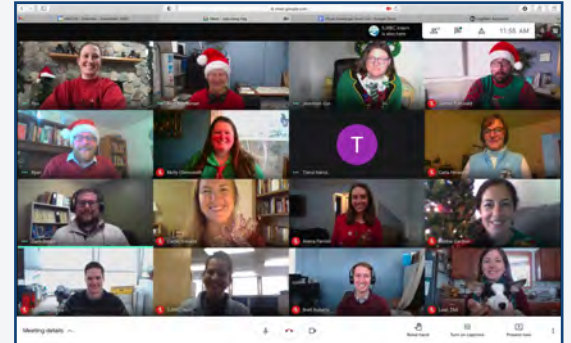


2020: A YEAR OF PIVOTS

HOW WE KEPT MOVING

Although 2020 was a challenging year, our amazing staff continued to serve our region on critical topics. As with the rest of the world, we learned to pivot and kept our programs moving forward. In March, we were able to quickly shift employees to work from home. We had enough technology already in place that allowed us to access email and files, to virtually meet, and generally keep the operations moving. We had to adapt our practices, to learn new ways of doing things, and find a way to stay connected to co-workers and colleagues.

In spite of the challenges, we were able to continue to provide services and programs to our local governments and region. We would like to thank all of our partners who also worked hard to keep essential services running while dealing with the COVID-19 pandemic. As we move into 2021, we are excited to see new opportunities and partnerships that will continue our mission to serve our communities and promote our region.



VISION

The Michiana Area Council of Governments contributes to the advancement of the Region's economic vitality, enhanced quality of life, strong sense of place, and expanded opportunities that attract and retain talented individuals and organizations to the Michiana Region.

MISSION

The Michiana Area Council of Governments is a voluntary organization of local governments that studies and attempts to resolve, for the benefit of each member and the region, areas of inter-local issues, which includes but is not limited to transportation, transit, economic development, environment, and other issues that impact the region.

REGIONAL IMPACT AT A GLANCE

TRANSPORTATION

FY 22-26 TIP
LOCALLY PLANNED PROJECTS

50 TOTAL PROJECTS

\$146,192,357
IN TOTAL FUNDING

19
BRIDGE
PROJECTS

15
ROAD
PROJECTS

12
BIKE/PED
PROJECTS

4
INTERSECTION
PROJECTS



\$34 million in federal funding was awarded for MACOG Call for Projects with **7 new projects and 3 additional funding requests**

(INDOT) Rural Call for Projects

Fall 2019
(awarded
Spring 2020)
\$12 million

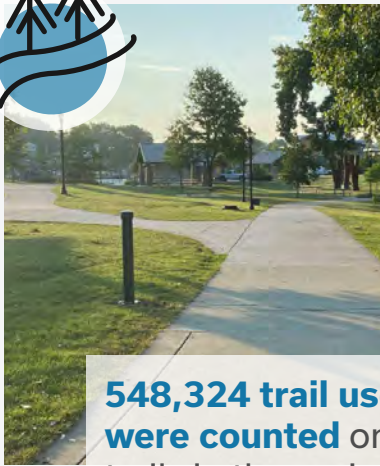
Fall 2020
(awarded
Feb. 2021)
\$3 million



Counted traffic at 1,282 locations. 860 locations were counted with video footage, and 422 counted with road tubes.



MACOG was able to rate 244.53 lane miles of roadways using the Pavement Surface Evaluation Method (PASER), for the City of Warsaw, Town of Sidney, and the Town of Claypool.



548,324 trail users were counted on 7 trails in the region.



ACTIVE TRANSPORTATION

MACOG partnered with the Boys & Girls club to help **180 kids complete bicycle education training**

SUSTAINABILITY



By the end of 2020, **over \$380,000 was spent** for the Brownfields Grant for **20 Phase 1 and Phase 2 assessments.**



St. Joseph County became the **7th MACOG Community** to earn the SolSmart designation since 2017.



70 people joined three different virtual Brownfield meetings.



Region was awarded over \$1.5 million for Green Fleet projects

ST. JOSEPH RIVER BASIN COMMISSION

TWO fall interns were hired

THREE new streamgages were installed within the watershed

FOUR regulated drain watersheds analyzed in LaGrange

SIX communities received assistance to improve their urban tree canopy

COMMUNITY DEVELOPMENT



MACOG was **awarded \$400,000 from EDA** to build technical services for the region.



Nearly 250 Surveys were submitted for the **Bristol Comprehensive Plan**, this is 20% of the Bristol Community.



Worked on **three Comprehensive Plans**, **one Parks Master Plan**, and completed **one Parking Study.**



Partnered with Kosciusko County and local communities to create **"FORWARD Kosciusko County"**, a unified multi-jurisdictional Comprehensive Plan.

TRANSIT



CARES Act **distributed over \$5.8 million to the Interurban Trolley** to help with expenses to respond to COVID-19



Waived fare collection beginning March 28 and began **rear door boarding** on the Trolley due to COVID-19

PPE

Ordered **4,000 disposable masks and gloves** for riders along with **90 face shields** for drivers.



Ordered and distributed **over 4,000 reusable cloth face masks**.



Installed **driver barriers on the Trolley** to help protect drivers and passengers.



Over 240 residents of Goshen took the survey for Phase 1 of the Goshen Transit Expansion Study



boardings



387,793



ridership



28,844

PUBLIC ENGAGEMENT

Social Media
30% growth over 2019



Number of Followers: **502**
Number of posts: **437**

Facebook post with most Impressions: 3,468

National Pedestrian Safety Month



LinkedIn post with most Impressions: 12,618

Intern Fair at Ball State



Website
8% growth over 2019



macog.com: **13,544 visitors**
maps.macog.com: **51,175 visitors**

MACOGazette
Now an electronic bi-weekly newsletter!

900
subscribers

20
editions made

Other Media

36
News Releases

58
MACOG News Articles



ENGAGEMENT OPPORTUNITIES

Public Meetings or Outreach	Number of Events	Virtual	EJ Areas*	Estimated Participants
	34	11	2	1,231

TRANSPORTATION

CONTINUED TRANSPORTATION FUNDING

Even with the restriction on in-person meetings with our partners in local and state governments, the regular work to maintain and improve our transportation network continued. Our monthly Policy Board and Transportation Technical Advisory Committee meetings and quarterly Project Tracking and Review meetings had to shift to virtual meetings. Fortunately, we were able to continue to manage existing transportation projects and continue to fund future projects. In 2020, over \$50 million was awarded for future transportation projects, including those in our urbanized and rural areas.


MACOG receives over \$12.5 million in federal funding for transportation improvements in the South Bend & Elkhart-Goshen Urbanized area. This year, MACOG received a total of 13 applications for transportation projects in the region. MACOG selected 7 new projects and 3 additional funding requests for a total of over \$34 million in federal funding.

MACOG assisted 6 communities to submit applications to INDOT for their Rural Call for Projects. This program is designed to assist rural communities in funding quality transportation projects. In total, the 6 projects submitted were for a total federal request of \$28.2 million. INDOT announced federal awards in March 2021, which totaled just over \$3 million for bridge replacements in Elkhart and Kosciusko Counties.



\$34 million in federal funding was awarded for MACOG Call for Projects with **7 new projects and 3 additional funding requests**

FY 22-26 TIP
LOCALLY PLANNED PROJECTS



CONSTRUCTION AWARDED FOR TIP FUNDED PROJECTS IN 2020

4 Projects for almost \$17 million.

<p>April 2020 Corby Ironwood Rockne, Intersection SOUTH BEND</p>	<p>April 2020 Olive St from Prairie Ave (SR 23) to Indiana Court, Road Reconstruction SOUTH BEND</p>	<p>September 2020 Hickory St from Market St to Main St, Safety Revisions WARSAW</p>	<p>December 2020 Douglas Rd from Ivy to SR 23 Corridor Including Ironwood Rd Intersection, Added Travel Lanes ST. JOSEPH</p>
--	--	---	--

ESSENTIAL TECHNICAL ASSISTANCE

Over the past several years, MACOG has assisted communities in conducting, analyzing, and preparing a Pavement Asset Management Plan. In 2020, we were still able to assist our communities in a variety of ways. MACOG staff were able to rate the pavement condition for almost 250 lane miles of roadway in the City of Warsaw, Town of Sidney, and the Town of Claypool.

MACOG provided other assistance with 11 other local communities to update their Asset Management Plan. The Asset Management Plans are a critical component of INDOT's Community Crossings Matching Grant (CCMG) Program. This program provided funding for local governments to address pavement needs that is most vital to the community. The Asset Management Plan identifies which roads are in need of maintenance in the next five years. This past year, 24 communities in the MACOG region received awards totaling \$14.6 million.

Even through the pandemic, MACOG was able to continue the essential work of collecting data on our local and state road network. This year we counted traffic at 1,282 locations. This data is used by engineers, planners, and developers when making decisions for future needs and investments. Over the past several years, we've increased the number of locations that utilize video footage to capture and count vehicles, including analyzing turn movements at intersections. This year approximately 2/3rds of the locations were counted by video footage

The infographic features the logo for 'COMMUNITY CROSSINGS MATCHING GRANT' at the top. Below it, the text reads 'IN THE YEAR 2020'. The main statistics are '24 COMMUNITIES in the MACOG region recieved awards totaling just under \$15,000,000'. A circular callout box contains the text: 'The grant provides matching funds to make improvements to local roads and bridges and emphasizes maintaining community assets through restorative maintenance.' The background is a dark blue map of Indiana with a white star and orange blocks.



MACOG was able to rate 244.53 lane miles of roadways using the Pavement Surface Evaluation Method (PASER), for the City of Warsaw, Town of Sidney, and the Town of Claypool.



Counted traffic at 1,282 locations. 860 locations were counted with video footage, and 422 counted with road tubes.



Assisted 11 cities/towns to update their Asset Management Plan

ACTIVE TRANSPORTATION


MEASURING INCREASE TRAIL USAGE

One positive impact from this year is the unprecedented demand for biking and walking. In August, MACOG was able to install the first round of permanent trail counters on trails in Elkhart and St. Joseph Counties. With under a half a year of counting, over half a million trail users were counted! The goal of this project is to track usage trends over time, allowing our region to better plan for future facilities. MACOG will be expanding the trail counter network with plans to purchase additional counters in 2021.

BIKE SAFETY KEEPS ROLLING

In early 2020, MACOG was awarded grant money to host a League Cycling Instructor (LCI) seminar and sponsor several attendees throughout the four counties. The goal of this seminar is to train individuals in our region to be cycling instructors able to teach bicycle safety to all ages. Unfortunately, MACOG was unable to host the seminar in the spring due to the pandemic restricting travel for instructors. This seminar will be rescheduled for the summer of 2021.

Fortunately, this set back didn't stop our mission. MACOG partnered with the Boys and Girls Club of St. Joseph County to offer bicycling education during their summer programming. Each week featured a new safety topic and new obstacle course. Thanks to community donations and volunteers who helped with repairs, each kid had a bike to ride during class. In total, about 180 kids were able to complete the training and gain experience riding their bike through increasingly difficult obstacle courses.



548,324 trail users were counted on 7 trails in the region.



MACOG partnered with the Boys & Girls club to help **180 kids complete bicycle education training** and gain experience riding their bikes through increasingly difficult obstacle courses over the summer

INTERURBAN TROLLEY

ESSENTIAL SERVICE

At the beginning of 2020, we were coming off a milestone year. In 2019, the Interurban Trolley had the highest ridership since 2014. The year started with a similar trend as the previous year, until the widespread shutdowns were initiated in March. That month, our ridership fell by nearly 50% from nearly 9,500 weekly riders to 5,000. At this point, we began to focus our attention on maintaining the Interurban Trolley as an essential service to transport individuals who needed to get to work or reach vital services.

Following the passing of the Coronavirus Aid, Relief, and Economic Security (CARES) Act was signed into law, the Interurban Trolley received over \$5.8 million dollars to help support capital, operation, and other expenses to prevent, prepare for, and respond COVID-19. As a result, we were able to suspend all fares and implement rear boarding measures to promote social distancing with the passengers and the driver. Additionally, we increased bus cleaning and sanitation, purchased over 4,000 reusable cloth face masks, over 4,000 disposable masks and gloves and other personal protective equipment. Beginning in November, we began installing driver barriers to help protect drivers

during the pandemic and moving forward. This was completed in February, which has allowed us to begin collecting fares again.

In June Elkhart County Health Department, followed by State and Federal mandates, passed a face mask ordinance which required passengers and drivers to wear masks to board the Trolley and Access. Since then promoted this requirement with updated signage and social media outreach encouraging everyone to wear a mask while riding. Additionally, MACOG staff participated in cloth mask giveaways at key Trolley stops in Downtown Elkhart and Goshen, as well as having masks available on board the Trolley.

REGIONAL COOPERATION

In South Bend, Transpo had to reduce service with hourly frequency beginning in April due to decline in ridership and operator shortages due to COVID-19. In cooperation with the Interurban Trolley, we were able to jointly operate Route 9 and Yellow Line to maintain 30 minute frequency between South Bend, Mishawaka, and Elkhart. This saw, for the first time ever, Interurban Trolley buses at the South Street Station in Downtown South Bend. Transpo was about to resume regular service beginning in July.



CARES Act **distributed over \$5.8 million to the Interurban Trolley** to help with expenses to respond to COVID-19



Ordered and distributed **over 4,000 reusable cloth face masks.**



The Trolley at South Street Station in South Bend

RIDERSHIP IMPACTS

The Interurban Trolley had a combined ridership decrease of 13% as compared to 2019. Fortunately, our ridership was not as significant as other transit agencies across the country. The national average decrease in annual ridership was 60% in 2020. Our focus on maintaining the essential service to our community, our cooperation with Transpo, and Indiana's response to COVID-19 allowed us to see ridership return to near 2019 numbers by the end of the year. As 2021 begins, we are optimistic that ridership will continue to grow to pre-2020 numbers.

FUTURE EXPANSIONS

Even prior to the COVID-19 pandemic, MACOG and the City of Goshen had been looking into options to expand transit services throughout the city. The current situation highlighted the necessity to have reliable transportation options available for more residents in Goshen. Beginning in September, MACOG began a 3-phase process to identify potential destinations for transit service. Residents were

asked to complete an online survey to determine priorities in selecting new routes and an interactive map to locate potential transit destinations. Over 240 residents of Goshen took the survey and submitted 230 locations during Phase 1. MACOG staff took the remainder of the year to review the data collected and develop proposed route options to serve Goshen. Phase 2 engagement began in February of 2021 with anticipating Phase 3 to begin in May.



Over 240 residents of Goshen took the survey for Phase 1 of the Goshen Transit Expansion Study



Total ridership was down 13% largely due to COVID-19

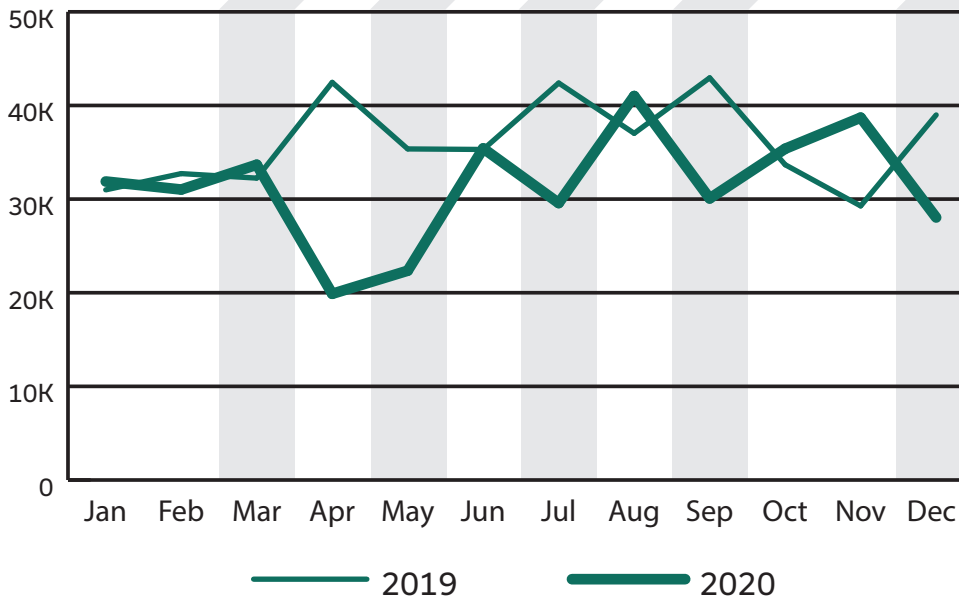
COVID-19 Lockdowns Began
 Unveils 5-Stage Reopening Plan
 Pauses on Reopening & Statewide Mask Mandate
 Move to Stage 5
 First doses of Vaccine in State



boardings



387,793



ridership



28,844

SUSTAINABILITY


CONTINUED PROGRESS WITH BROWNFIELDS

In 2019, MACOG was awarded a U.S. Environmental Protection Agency (EPA) award for our first Regional Brownfield Coalition Assessment grant of \$600,000. This grant allows our partners to address potentially contaminated properties by conducting Phase I and Phase II environmental assessments and planning for cleanup and reuse on sites that may be contaminated with hazardous substances or petroleum. At the end of 2020, we are excited to announce that over \$380,000 of the grant was spent for a total of 20 Phase I or Phase II assessments.

As assessments ramped up in early 2020, activities were briefly affected by the limited access to government and libraries services to pull historic records. Additionally, community engagement was put on hold through the spring and summer due to the pandemic. In the fall, MACOG coordinated three virtual public meetings, including general regional meetings to explain the grant opportunity and site-specific meetings.

To ensure inclusive outreach and access to reports produced under the grant, MACOG:

- mailed postcards to 7,783 addresses
- created a bilingual survey
- created a bilingual Brownfields Basic Fact Sheet
- launched the Regional Brownfields Data Portal



70 people joined three different virtual Brownfield meetings.



MACOG's outreach strategy was cited as a model by the EPA project manager for other communities to shift community engagement efforts during the pandemic.

BROWNFIELDS GRANT ACCOMPLISHMENTS IN 2020




RECOGNIZING SOLAR & POLLINATOR-FRIENDLY LEADERSHIP

This year, St. Joseph County became the 7th MACOG community to earn the Department of Energy SolSmart designation since 2017. St. Joseph County also became the first county in Indiana to require pollinator-friendly commercial solar projects when the county ordinance was updated in early 2020.

Following their example, over 10 other counties in Indiana passed or considered similar requirements to ensure that solar projects have multiple environmental and land use benefits.

MACOG published an accompanying technical guide to assist developers and landowners in planning pollinator-friendly projects and identifying additional resources. MACOG participated in an APA-Indiana virtual seminar on solar and land use issues, with regional and national experts and a local case study, Ancilla College. MACOG was also a stakeholder in the development of a Model Solar Ordinance for Indiana Local Governments by the Indiana University Environmental Resilience Institute.



St. Joseph County became the 7th MACOG community to earn the Department of Energy SolSmart designation since 2017.

CREATING GREENER FLEETS

The 2020 Annual Partners for Clean Air Luncheon was cancelled due to the pandemic. Awards were still announced, winners included the Wa-Nee Community Schools for their Propane School Bus Pilot and South Bend Green Corps for assisting residents to decrease home energy use.

Through several grant programs in 2020, our Region was awarded over \$1.5 million in grants for several fleet emission reduction projects. This included propane and diesel school buses, CNG public transit and trash trucks, and electric vehicle charging stations.

St. Joseph County Recycling	\$50,000	Partnership with Recycling Works and St. Joseph County
Wa-Nee Community Schools	\$175,632	6 propane school buses
Penn-Harris-Madison Schools	\$294,033	10 new diesel school buses
Transpo	\$800,000	6 CNG buses
City of South Bend	\$123,272	2 CNG trash trucks
The Center at Donaldson	\$2,768	Bidirectional Charging Pilot
Culver, Elkhart, Goshen, Goshen Library, Plymouth, Mishawaka, South Bend, and Warsaw	\$90,000	Regional Cohort - Electric Vehicle Charging Stations

ST. JOSEPH RIVER BASIN COMMISSION

Although the COVID-19 pandemic created many challenges, the Commission adapted its meeting and communication techniques to maintain contact with members and partners. Conducting a study of flooding in the North Branch of the Elkhart River, analyzing the urban tree canopy in six communities, and assisting drainage officials with benefit apportionment were the primary projects this year.



Other accomplishments in 2020 include:

- hosted the 20th Annual Symposium virtually
- hired two new interns in the fall
- provided online communication training for members/partners



TWO

fall interns were hired

THREE

new streamgages were installed within the watershed

FOUR

regulated drain watersheds were analyzed in LaGrange

SIX

communities in the basin are receiving assistance to improve their urban tree canopy



COMMUNITY DEVELOPMENT

INCREASE CAPACITY FOR ECONOMIC RESILIENCY

As a designated Economic Development District with the U.S. Economic Development Administration (EDA), MACOG provides assistance to local communities for economic development planning and regional coordination. This year, with the Coronavirus Aid, Relief, and Economic Security (CARES) Act, EDA received additional funding to award regions to increase their capacity to assist local communities. MACOG was awarded an additional \$400,000 to build our capacity to assist our region and local communities to plan a more resilient future. With the grant, we were able to hire an additional staff member and will create a Regional Economic Disaster and Resiliency Plan in 2021.



MACOG was **awarded \$400,000 from EDA** to build technical services for the region.



U.S. ECONOMIC DEVELOPMENT ADMINISTRATION



CONTINUED LOCAL PLANNING EFFORTS

Creating comprehensive plans and conducting studies have become a major service MACOG provides to our local communities. We had a very active year, even in spite of the COVID-19 pandemic. We worked on the following projects:

Winona Lake Residential Parking Study

Began: Summer of 2019
Completed in March and presented to Town Council in July 2020

Bristol 5-Year Park Master Plan

Began: Fall of 2019
Completed April 2020

Middlebury 2030 Comprehensive Plan

Began: Spring of 2019
Completed in May and presented in Town council in July 2020

Bristol 2030 Comprehensive Plan

Began: Fall of 2019
Continued through 2020, Final approval est. Summer 2021

Wakarusa 2030 Comprehensive Plan

Began: Fall of 2020
Primary work in 2021, est. approval in Fall of 2021

Forward Kosciusko County, a multi-jursidictional Comprehensive Plan

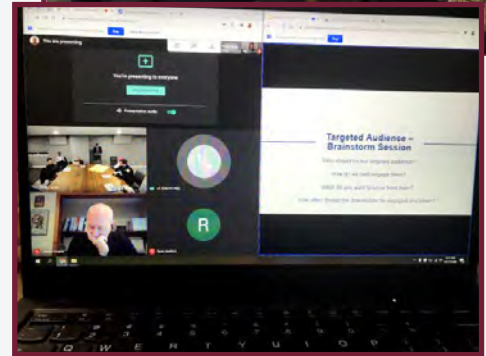
Began: Fall of 2020
Primary work in 2021, est. approval in 2022

SHIFT TO VIRTUAL ENGAGEMENT

Public Engagement is a critical component to any community driven plan. With the COVID-19 pandemic, MACOG had to work with local communities to shift public engagement to be more focused online. The Middlebury Comprehensive Plan was being drafted for public review as the shutdowns began to hit the region. Working with the the Town, we developed a "virtual first" approach to public engagement centered around a Virtual Open House. Residents could attend the open house and participate in breakout rooms based on key focus areas of the plan. Additionally, to better engage residents who are not online, we hosted a small in-person gathering to participate in the Virtual Open House. Residents could also view the plan online and email or call with comments. Plan was adopted by the Town Council in July.

The Bristol Comprehensive Plan and Park Master Plan started in the Fall of 2019 and wrapped up the initial public engagement in February 2020. We had nearly 250 surveys submitted and 35 residents attend an in-person open house in January. Throughout the year, the Steering Committee was able to transition to meeting virtually so we could continue the process. At the end of the year, the Town decided to pursue final public input in the Spring of 2021.

Moving forward into 2021, MACOG will continue to work with communities to develop engaging in-person and virtual opportunities to engage with local planning initiatives.



Nearly 250 Surveys were submitted for the Bristol Comprehensive Plan, this is 20% of the Bristol Community.



ADMINISTRATION

CERTIFICATION REVIEW

At least every four (4) years, the Federal Highway Administration (FHWA) and the Federal Transit Administration (FTA) conduct a Certification Review of each Metropolitan Planning Organization (MPO) to certify they are following federal requirements for transportation planning in the region. While most Certification Reviews typically take place in person, this year MACOG's review was done virtually by our partners in FHWA Indiana Division and FTA Chicago Office. Staff prepared presentations on various aspects of our work including the Metropolitan Transportation Plan, Transportation Improvement Program, and the Public Engagement Plan, all of which were updated in 2019. The Certification Review was held on June 16 and 17, 2020, with two opportunities for virtual public involvement. MACOG's planning process was certified by FHWA and FTA on September 24, 2020 with a report including six (6) commendations, 10 recommendations, and no corrective actions.



MACOG's planning process was certified with a report including **6 commendations, 10 recommendations, and no corrective actions.**

PUBLIC ENGAGEMENT

Social Media
30% growth over 2019



Number of Followers: **502**
Number of posts: **437**

Website
8% growth over 2019



macog.com: **13,544 visitors**
maps.macog.com: **51,175 visitors**

MACOGazette
Now an electronic bi-weekly newsletter!

900
subscribers

20
editions made


Other Media

36
News Releases

58
MACOG News Articles

NEW STAFF

At the end of the year in December, MACOG hired a new staff member. Brett Roberts joined the Community Development team as his position was made available through the EDA grant MACOG was awarded. Brett is currently finishing his Master's in Public Affairs (MPA) with a concentration in Community and Economic Development and will be graduating Spring 2021.



YEARS OF SERVICE MILESTONE

We had a couple employees celebrate milestones in their years of service with us. Donny Ritsema, the Senior Community Development Planner, celebrated 5 years with MACOG and Carla Herwarth, the Office and Procurement Manager, celebrated 10 years of service. Whether it be one year or 30 years, MACOG is grateful for all of their employees and their hard work.

We also had two staff member celebrate retirement! Sam Trimboli and Dave Burgoyne, Traffic Count Technicians, both worked part-time for MACOG for 14 years! We were sad to see them go, but happy for them in their retirement!

DONNY RITSEMA



CARLA HERWARTH



YEARS OF SERVICE

2 years Alaina

2 years Katie

3 years Leah

3 years Ryan

4 years Matt

4 years Jeremiah

5 years Donny

6 years Tierra

6 years Caitlin

10 years Carla

11 years Zach

12 years James

14 years Dave

14 years Sam

17 years Russ

19 years Debbie

19 years Greg




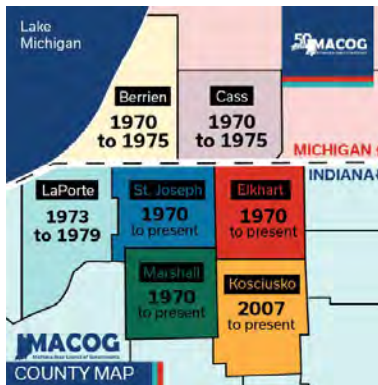
22 years Johnnie

CELEBRATING 50 YEARS!

MACOG 50th ANNIVERSARY

The developing stages for the Michiana Area Council of Governments began in mid 1968 through 1969, led by then South Bend Mayor, Lloyd Allen. On April 6, 1970, local units of governments in St. Joseph, Elkhart, Marshall, Berrien and Cass Counties signed a resolution to form the Michiana Area Council of Governments. The local leaders at that time, as they still do today, saw the importance of working collaboratively as a region to better understand issues and impacts to the region and work toward common solutions.

This last year, MACOG celebrated 50 years of working with local governments to create a vibrant region. We celebrated by sharing important milestones and reflections on the accomplishments of the past 50 years in the MACOGazette and on Facebook. It has been our great pleasure to serve this region and each of the communities. We look forward to 50 more years of providing excellent service to the region.



2020 POLICY BOARD MEMBERS

Jeremy Stutsman - Chair
Mayor, City of Goshen

Suzanne Weirick - 1st Vice-Chair
Commissioner, Elkhart County

Mark Senter - 2nd Vice-Chair
Mayor, City of Plymouth

Cary Groninger - Secretary
Commissioner, Kosciusko County

Mark Root - Treasurer
Council Person, St. Joseph County

Mike Bellovich
Council Person, City of Mishawaka Member

Mandy Campbell
Council Person, Marshall County Member

Matt Deitchley
District Deputy Commissioner, INDOT Member

Dwight Fish
Council Person, City of Elkhart Member

Deborah Fleming
Commissioner, St. Joseph County Member

Douglas Graham
Council Person, Elkhart County Member

Lori Hamann
Council Person, City of South Bend Member

Phil Jenkins
Mayor, City of Nappanee Member

Todd Johnson
Deputy District Commissioner, INDOT Member

James Mueller
Mayor, City of South Bend Member

Kevin Overmyer
Commissioner, Marshall County Member

Rod Roberson
Mayor, City of Elkhart Member

Joseph Thallemer
Mayor, City of Warsaw Member

Ernest Wiggins
Council Person, Kosciusko County Member

David Wood
Mayor, City of Mishawaka Member

MACOG STAFF MEMBERS

EXECUTIVE DIRECTOR

James Turnwald

DEPUTY DIRECTOR

Zach Dripps

ADMINISTRATIVE

Carla Herwarth
Russ Ragimbekov
Katie Dominguez

ACCOUNTING

Debbie Gardner
Molly Chenoweth

TRANSPORTATION

Caitlin Stevens
Ryan DeLine
Alaina Parrish

ENVIRONMENTAL

Matt Meersman
Leah Thill

COMMUNITY DEVELOPMENT

Donny Ritsema, AICP
Brett Roberts

TRAFFIC DATA

Greg Slater
Dave Burgoyne
Sam Trimboli
Donald Cornelis
Butch Righetti
James Manuszak
Robert Wells

TRANSIT

Tierra Harris
Jeremiah Cox
Johnnie Woggon