

An aerial photograph showing a cemetery with many small, white headstones on the left side. A road with a roundabout intersection is visible in the center and right. The roundabout has a central green island with some plants. Several cars are driving on the roads. In the bottom right, there is a brick building with a sign that says "MICHIANA AREA COUNCIL OF GOVERNMENTS".

2021

ANNUAL REVIEW

Michiana Area Council of Governments

2021 - YEAR OF GROWTH

2021 was a year of growth. Our staff adapted to the changes that came from COVID-19 and in spite of the challenges, we were able to continue to provide services and programs to our local governments and region. As we move into 2022, we are excited to see new opportunities and partnerships that will continue our mission to serve our communities and promote our region. Our amazing staff continued to serve our region on critical topics.

VISION

The Michiana Area Council of Governments contributes to the advancement of the Region's economic vitality, enhanced quality of life, strong sense of place, and expanded opportunities that attract and retain talented individuals and organizations to the Michiana Region.

MISSION

The Michiana Area Council of Governments is a voluntary organization of local governments that studies and attempts to resolve, for the benefit of each member and the region, areas of inter-local issues, which includes but is not limited to transportation, transit, economic development, environment, and other issues that impact the region.

TRANSPORTATION



INDOT Rural Call for Projects

6 projects for a \$14.6 million investment into the MACOG region.



Community Crossings Matching Grant

29 communities in the MACOG region received awards totaling \$13,990,126.



Staff helped 18 communities

update their Asset Management Plans.



7 Projects for \$8 million

in Federal Funds awarded in Construction for TIP Funded Projects in 2021.



The pavement condition was rated for 154 centerline miles of roadway for **15 communities.**



Traffic was counted at 1,805 locations.

904 locations were counted with video footage, and 901 counted with road tubes.

ACTIVE TRANSPORTATION



During Crossway Trails month,

participants logged over 850 miles of walking and running and 6,295 miles of bike riding!



There were 872,288

Trail Users from 7 counters and an additional 3,369 Trail Users from 2 new Mobile Counters



Six people completed

the necessary training to be certified as League Cycling Instructors (LCIs) by the League of American Bicyclists.

SUSTAINABILITY



Through 2021, a total of **\$529,000** EPA Brownfields Assessment funding was leveraged by MACOG to support investment of \$15.8 million in cleanup and redevelopment funds, including affordable housing projects in Warsaw, Plymouth, and Elkhart



105 people responded to the C.G. Conn Site Reuse Survey.



47 people participated in the Elkhart Brownfields Reuse Public meeting.



90 people attended the in-person Sustainable Solutions Conference co-hosted by MACOG



South Bend was awarded the Gold and MACOG the Bronze **SolSmart award**.



Partnered with non-profits Solar United Neighbors and Solarize Indiana on a Northern Indiana Solar Co-op with **over 50 solar projects** to be completed in 2022.



Supported the installation of the first 2 out of 10 Level 2 electric vehicle charging stations awarded by IDEM from the Volkswagen Settlement



Hosted 2 National Drive Electric Week events, with over 30 plug-in hybrid and all-electric vehicles on display.



The MACOG Green Fleet Program managed by South Shore Clean Cities / Drive Clean Indiana **secured \$1.32 million** for 11 school and transit buses, all different alternative fuels!

ST. JOSEPH RIVER BASIN COMMISSION



14 watershed education presentations provided



12 monitoring sites established



4 drainage watersheds analyzed



sponsored a United States Geological Survey **(USGS) gage**



Added a new staff member! Kate Barrett, Aquatic Ecologist




COMMUNITY DEVELOPMENT

MACOG REGIONAL BROADBAND INITIATIVE



1,337 people took the Broadband Study Survey



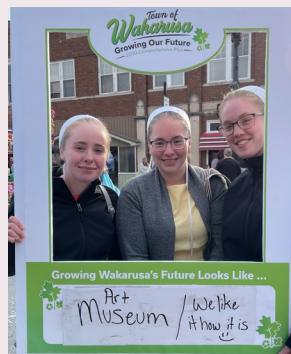
Finished the Resiliency Plan which included: **6** Focus Groups, **6** Ideation Meetings, and a **30 day** Public Comment Period where we had **13 people** participate (between comments and meeting attendance.)



Applied for 11 grants, four were approved for a total of \$1,060,000 for the MACOG region!



Approved the Bristol 2030 Comprehensive Plan
Completed Wakarusa's 2030 Comprehensive Plan
Finalized the Marshall County Park Plan
Assisted with Forward Kosciusko County Plan



TRANSIT



Trolley Ridership = 331,108

Access Ridership = 27,885



In summer 2021, Trolley riders were able to buy and use bus passes from their phones using the Token Transit App.



Token Transit Passes Sold = 638
Unique Paying Users = 132
Gross Sales= \$2,300



85 people participated in the Goshen Transit Study Phase II Survey



Student Travel = 4,215 rides
Free fare was extended past the summer through the calendar year.

PUBLIC ENGAGEMENT

Social Media



Between Facebook and LinkedIn, **737 people like our pages.** 235 more than 2020.



With 726 posts we made **47,349 impressions.**

YouTube



35 videos published
753 total views

Most watched video:

June Policy Board Meeting with 51 views and 11 hours watched.

MACOGazette



an electronic bi-weekly newsletter

Total Editions: 26
Total Emailed: 22,737

27.1% more than 2020

Other Media



News Release - 53
MACOG News Articles - 59

Website



Main page: 15,265 visits
www.macog.com

GIS page: 51,004 visits
www.maps.macog.com

Total page views were 229,454, a 3.6% growth over 2020



Engagement Opportunities

Events - 30

Virtual - 12

Participants - +1,000

ADMINISTRATION

YEARS OF SERVICE MILESTONE

We had several employees celebrate milestones in their years of service with MACOG. Matt Meersman Director of the St. Joseph River Basin Commission, and Jeremiah Cox the Transit Planner both celebrated 5 years of service.

Debbie Gardner, Fiscal Accounting Manager and Greg Slater, Senior Traffic Data Planner, both celebrated 20 years at MACOG! Congratulations! Whether it be one year or 30 years, MACOG is grateful for all of their employees and their hard work.



YEARS OF SERVICE

- 1 YEAR** Molly
- 3 YEARS** Katie
- 4 YEARS** Leah
- 5 YEARS** Matt

- 5 YEARS** Jeremiah
- 6 YEARS** Donny
- 7 YEARS** Tierra
- 7 YEARS** Caitlin

- 11 YEARS** Carla
- 12 YEARS** Zach
- 13 YEARS** James
- 18 YEARS** Russ

- 20 YEARS** Debbie
- 20 YEARS** Greg
- 23 YEARS** Johnnie



NEW STAFF

This year MACOG hired a record number of new staff members.

Ally Ragan joined in the Spring as Short-Range Planner shortly after graduating. She earned her Bachelor's and Master's degree in Public Affairs, with concentrations in Public Finance and Economic Development from Indiana University Bloomington.



Kate Barrett joined the MACOG team as an Aquatic Ecologist with the St. Joseph River Basin Commission (SJRBC) in June 2021. She holds a Ph.D. in Biology from the University of Notre Dame.

David Harker joined MACOG in the summer as Traffic Data Planner for MACOG. His role is to research, collect, and analyze traffic and crash data, and provide that information to local governments and regional entities for the development of projects.




Ashley Matthews joined MACOG in August. She has a Bachelor of Arts in Psychology from Indiana University and serves as Administrative Assistant. Her role is important as she is responsible for completing tasks and projects related to keeping the MACOG office running efficiently.

Amber Werner joined MACOG's staff in the fall as the new AmeriCorps Program Director to pursue funding for the program. Amber hit the ground running with a wealth of experience from managing former AmeriCorps programs at the City of South Bend and United Way.



Dustin New, at the end of the year in December, joined MACOG as our Active Transportation Planner. He has a passion for bicycling and will be working to improve active transportation in our region!

Sofia Gladun also joined the MACOG team in December. She started as an intern this summer and after graduation from Indiana University South Bend in December, joined us full-time as a Community Development Planner.



2021 MACOG POLICY BOARD MEMBERS

Suzanne Weirick - Chair
Commissioner, Elkhart County

Mark Senter - 1st Vice-Chair
Mayor, City of Plymouth

Cary Groninger - 2nd Vice-Chair
Commissioner, Kosciusko County

David Wood - Secretary
Mayor, City of Mishawaka

Mark Root - Treasurer
Council Person, St. Joseph County

Mandy Campbell
Council Person, Marshall County

Matt Deitchley
Deputy District Commissioner,
INDOT LaPorte

Dwight Fish
Council Person, City of Elkhart

Deborah Fleming
Commissioner, St. Joseph County

Douglas Graham
Council Person, Elkhart County

Kathy Groninger
Council Person, Kosciusko County

Lori Hamann
Council Person, City of South Bend

Gregg Hixenbaugh
Council Person, City of Mishawaka

Phil Jenkins
Mayor, City of Nappanee

Todd Johnson
Deputy District Commissioner, INDOT
Ft. Wayne

James Mueller
Mayor, City of South Bend

Kevin Overmyer
Commissioner, Marshall County

Rod Roberson
Mayor, City of Elkhart

Jeremy Stutsman
Mayor, City of Goshen

Joseph Thallemer
Mayor, City of Warsaw

MACOG STAFF

EXECUTIVE DIRECTOR

James Turnwald

DEPUTY DIRECTOR

Zach Dripps

ADMINISTRATIVE

Carla Herwarth
Ashley Matthews
Russ Ragimbekov
Katie Dominguez

ACCOUNTING

Debbie Gardner
Molly Chenoweth

TRANSPORTATION

Caitlin Stevens
Ally Ragan
Dustin New

ENVIRONMENTAL

Matt Meersman
Kate Barrett
Leah Thill
Amber Werner

COMMUNITY DEVELOPMENT

Donny Ritsema, AICP
Sofia Gladun

TRAFFIC DATA

Greg Slater
David Harker
Donald Cornelis
Butch Righetti
James Manuszak
Robert Wells

TRANSIT

Tierra Harris
Jeremiah Cox
Johnnie Woggon



2021

ANNUAL REVIEW

Michiana Area Council of Governments

