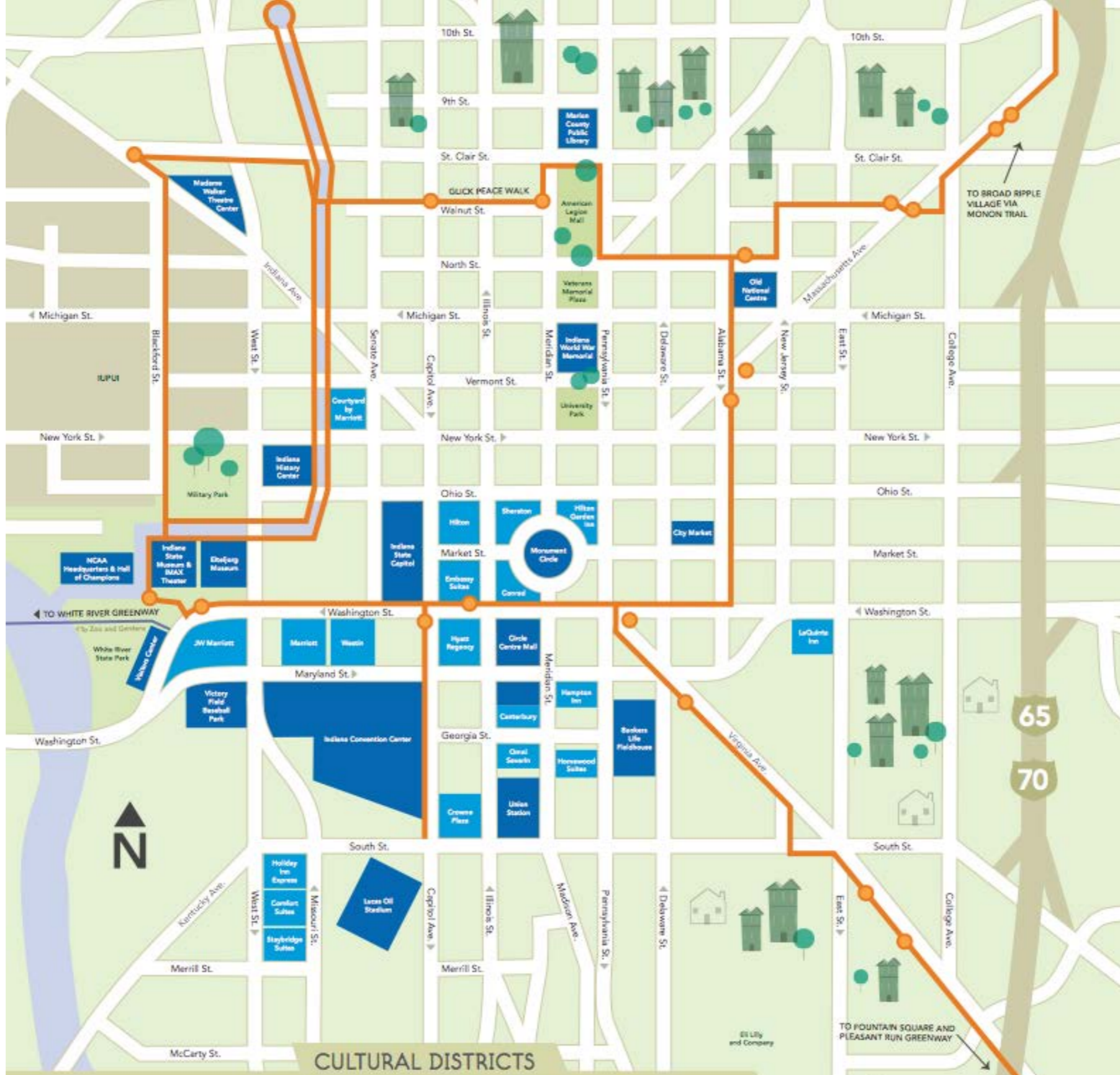


INDIANAPOLIS **CULTURAL**
TRAIL™
 A Legacy of Gene & Marilyn Glick



- Key**
- 1. Stormwater Planters
 - 2. Bike racks and trash receptacle made from recycled materials
 - 3. "Ann Dancing" by Julian Opie, public art installation
 - 4. New infrastructure installed
 - 5. Bicyclists on Alabama St. Trail
 - 6. Inspiring new business along the Trail
 - 7. Green roof
 - 8. Community gathering space
 - 9. Separated Trail
 - 10. Beautiful landscaping
 - 11. Nighttime lighting = safety
 - 12. Aerial view of Trail intersection



INDIANAPOLIS CULTURAL TRAIL
 A Legacy of Gene & Marilyn Glick

CULTURAL DISTRICTS

- INDIANA AVENUE
- WHITE RIVER STATE PARK and THE CANAL
- WHOLESALE DISTRICT
- MASS AVE
- FOUNTAIN SQUARE
- Trail commissioned public art projects



The Trail:

- 8 mile urban bicycle and pedestrian path
- Linear park
- Downtown hub for Central Indiana Greenway system
- Intersects with City bike lanes
- Provides access to every major art, cultural, sporting and entertainment destination in downtown
- Connects 5 downtown cultural districts
- Includes \$2M in public art
- Beautifully maintained
- Cleared of snow and ice

Design Excellence

Shared Streets

- Took a lane away from cars to create a protected travel space for peds and cyclists

Safety

- New large intersection plazas
- New signal timings with protected crossings for Trail users
- Brightly colored cross walks
- Evenly lit ped & bike path
- Signage









\$5 FOOTLONG

SUBWAY

ONLY

Michigan St

M-Z

421

ONE WAY



PacersBikeshare.org
IndyCulturalTrail.org
Customer Service:
317.653.1947



Indiana Pacers Bikeshare is a program of Indianapolis Cultural Trail, Inc.





26 Stations
250 Bikes

PRICING

USAGE FEES FOR EACH CHECKOUT

\$8 24 HOUR	+	First 30 minutes	+	30-60 minutes	+	Each additional 30 minutes
\$80 ANNUAL		INCLUDED		\$2		\$4



First Month of Operation

Trips: 13,017

Average Trips per Bikes: 52

Annual Members: 775

24 Hour Passes: 4,348

Average Trip Time: 17 minutes



In just 1 year, Indy rode

108,049

total bike share **trips**

... WOW!



Year 1

**Top Rider: 819 Miles/540
Trips**


Trips per Bike: 433

Busiest Weekend: July 4

..... Who is Riding?




28,206
DAY PASS
USERS



1,636
ANNUAL
MEMBERS

218,260 Miles Traveled

(9 trips around the world!)



8.67 million

206,374 lbs

CALORIES BURNED

CARBON OFFSET

Why Do People Use Pacers Bikeshare?



Existing Bike Infrastructure (The Cultural Trail)



It's Easy and Accessible



ICT & Pacers Bikeshare: A Great Way to Get to Work



What Worked Well- Planning

- Public Feedback on Station Locations
- Stakeholder Involvement
- City Support
- Due Diligence
- Dense Station Map







Kären Haley
Executive Director, Indianapolis Cultural Trail, Inc.
email: khaley@indyculturaltrail.org
indyculturaltrail.org
pacersbikeshare.org