

July '14 – June '15

SFY 2015 Annual Listing of Obligated Projects



TABLE OF CONTENTS

Introduction.....	1
Summary of Obligated Projects	
Total Obligation.....	2
LPA Obligated Project Summary	
County Funding Breakdown	3
Funding Type Breakdown.....	4
Project Type Breakdown	5
LPA Project Profiles	
Elkhart County	6 - 22
Kosciusko County	23 - 29
Marshall County	30 - 42
St. Joseph County	43 – 65
Appendix A	
Funding Sources.....	66
Appendix B	
Project Type.....	68

INTRODUCTION

The Michiana Area Council of Governments (MACOG) is the regional planning agency responsible for transportation planning in Elkhart, Kosciusko, Marshall, and St. Joseph Counties in Indiana. MACOG is the designated Metropolitan Planning Organization (MPO) for St. Joseph and Elkhart Counties, as well serves as the Rural Planning Organization (RPO) for Kosciusko and Marshall Counties.

As the designated MPO for the region, Federal law requires MACOG to prepare a Transportation Improvement Program (TIP) to indicate how the Metropolitan Transportation Plan (MTP) will be implemented. The TIP identifies projects programmed regionally for federal funding under several programs including Surface Transportation Program (STP), Highway Safety Improvement Program (HSIP), Congestion Mitigation Air Quality (CMAQ), Federal Transit Administration Section 5307, 5309, 5310 and 5339 Programs, and other federal transportation programs.

MPOs are required under the authorized transportation bill, Moving Ahead for Progress in the 21st century (MAP-21), to publish an annual listing of projects which funds have been obligated in the

preceding year as a record of project delivery and progress report for public information and disclosure.

An obligation is the Federal government's legal commitment to pay the Federal share of a project. Projects for which funds have been obligated are not necessarily initiated or completed in the program year, and the amount of the obligation will not necessarily equal the total cost of the project. For Federal Transit Administration (FTA) projects, obligation occurs when the FTA grant is awarded. For Federal Highway Administration (FHWA) projects, obligation occurs when a project agreement is executed and the state or grantee requests that the funds be obligated.

In addressing MAP-21 requirements, this report lists all transportation projects in the region that were obligated during state fiscal year 2015 (July 1, 2014 – June 30, 2015). The Annual Listing of Obligated Projects is consistent with the project listing in the TIP. This includes project description, designation number, as well as the amount of funds programmed in the TIP and its funding source; see Appendix A for list of applicable funding sources.

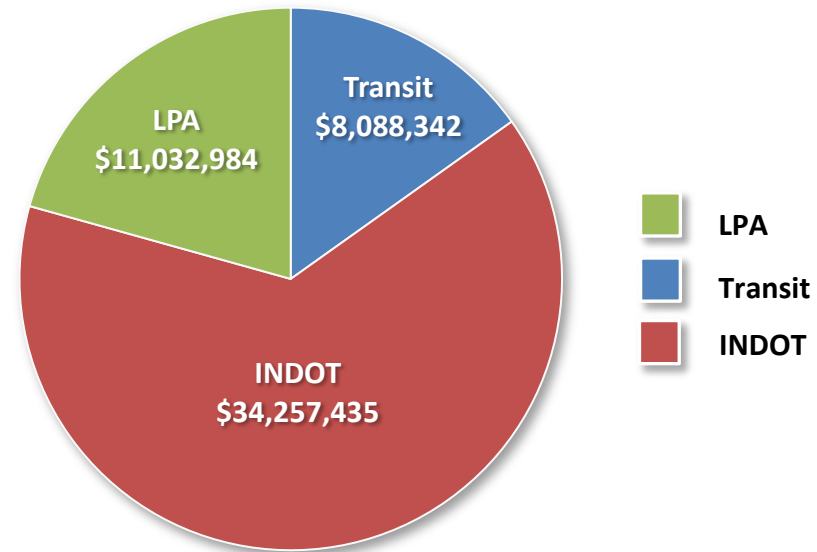
SUMMARY OF OBLIGATED PROJECTS

Total Obligation

Projects are obligated by three sponsoring agencies: Local Public Agencies (LPA), Transit, and Indiana Department of Transportation (INDOT). Figure 1 shows the breakdown of all of the projects that were obligated by each agency in SFY 2015. The total obligation in the MACOG region was approximately \$53.4 million; INDOT sponsored approximately \$34.3 million, \$11 million were locally sponsored projects, and \$8 million were transit projects.

The remainder of this report will focus on the LPA sponsored projects showing breakdown by project type, funding source, and county. Additionally, profile sheets are included for each project, categorized by county, showing its location, project type, and obligation amounts.

Figure 1: Total Obligation by Sponsoring Agencies



LPA OBLIGATED PROJECT SUMMARY

County Funding Breakdown

In SFY 2015, there were 48 obligated projects sponsored by LPAs in the MACOG region. These LPAs included the Cities of Elkhart, Goshen, Mishawaka, Plymouth, South Bend, and Warsaw; the towns of Culver, Winona Lake, and North Liberty; the Counties of Elkhart, Kosciusko, Marshall, and St. Joseph. Figure 4 shows the total amount of funds that were obligated in each county. St. Joseph County had the highest amount of obligations of \$7.5 million and Elkhart County obligated

\$4 million. Kosciusko and Marshall Counties totaled for a combined \$2.2 million in obligated funds. Figure 5 shows the total number of projects obligated in each county. St. Joseph County had a total of 20

Figure 4: Total LPA Obligated Funds

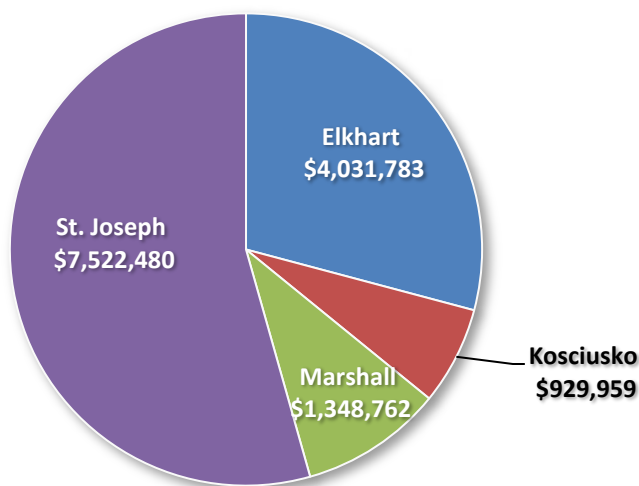
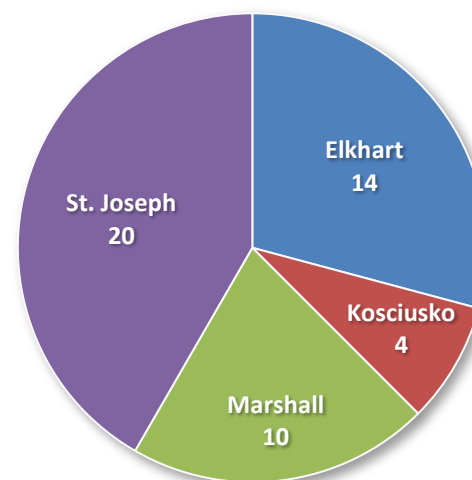


Figure 5: Total Number of LPA Projects



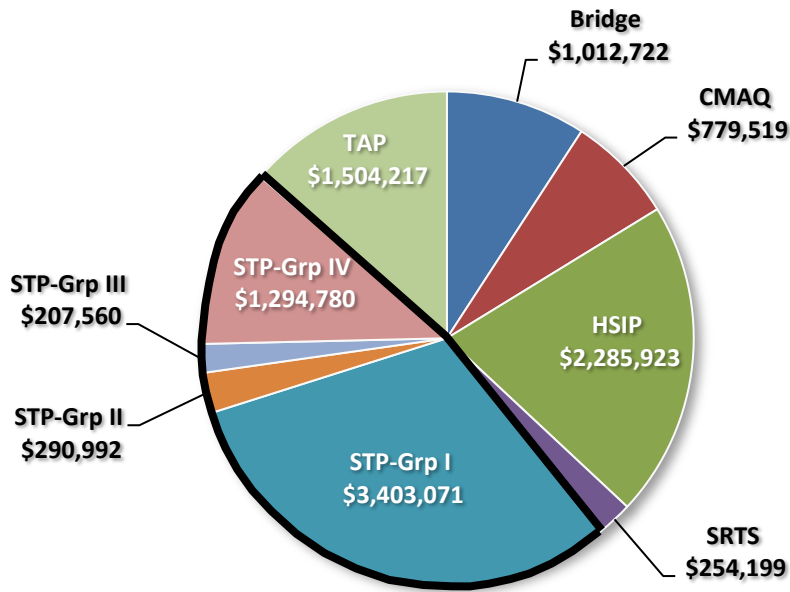
projects making up 42 percent of the total number of projects and Elkhart County had 29 percent of the total number of projects as well as the combined Kosciusko and Marshall Counties with 29 percent.

Funding Type Breakdown

There were six (6) funding sources used on SFY 2015 list of obligated projects, see Appendix A for description of each funding source. Figure 2 depicts the amount of federal funds obligated for each funding type. Surface Transportation Program (STP) Groups I-

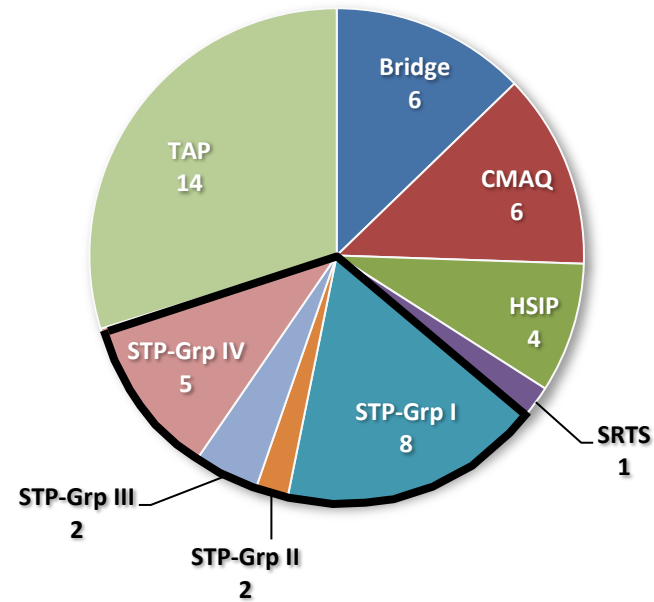
(HSIP) at \$2.3 million and Transportation Alternative Program (TAP) at \$1.5 million. Figure 3 shows the total number of projects that had funds obligated in each funding source. The Michiana region

Figure 2: Total Obligation by Funding Type



IV had the most amount obligated at approximately \$5.2 million. The next highest amounts are Highway Safety Improvement Program

Figure 3: Total Number of Projects by Funding Type



had 48 projects that obligated approximately \$11 million. STP Groups I – IV funds had the most projects obligated with 17 out of 48 projects and then TAP with 14 projects.

Project Type Breakdown

Projects were organized by the sponsored counties and then categorized by project type. There are eight (8) project types recorded in SFY 2015; Bike & Pedestrian, Bridge, Environmental, Intersection, Local Road, Safety, Signal, and Transportation Enhancement, see Appendix B for more information on each project type.

Detailed maps are included for each project highlighting each project's DES number, location, sponsor, TIP programmed funding and obligation amounts, and project type icon.

Some of the aerial imagery on the maps may be outdated and will

not reflect any current project improvements.

Figure 6 shows the total amount of funds obligated in SFY 2015 for each project type and Figure 7 shows the total number of projects obligated in each project type. Although Local Road projects had the highest amount of obligation at \$3.2 million, Bike and Pedestrian projects made up the largest number of projects with 40 percent and had the second highest amount of obligation at \$2.4 million. Safety projects received the third highest amount of obligation at \$2.2 million.

The following pages are profiles of each of the LPA sponsored projects obligated during SFY 2015.

Figure 6: Total Obligation by Project Type

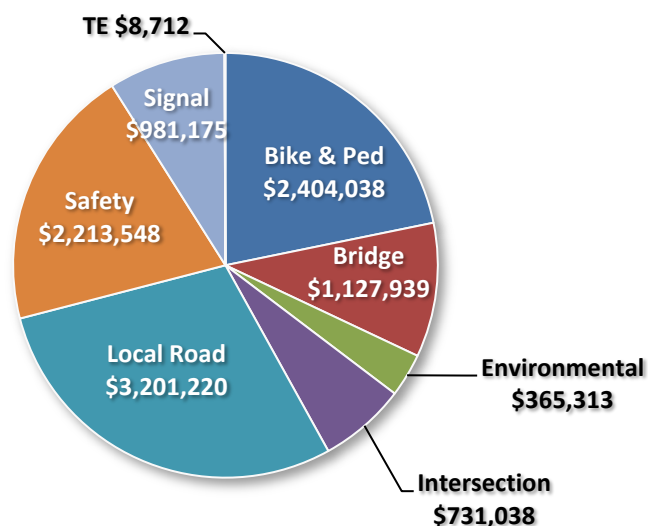
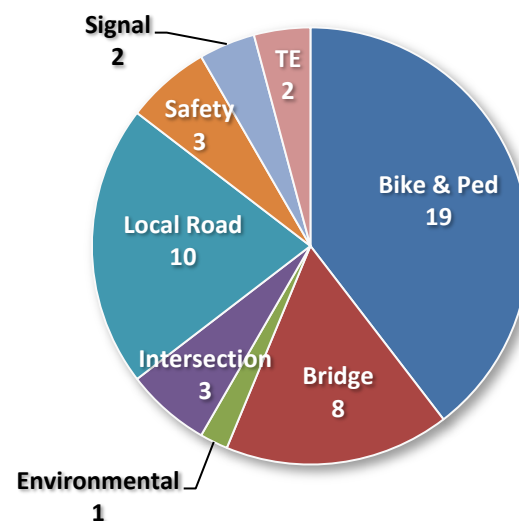


Figure 7: Total Number of Projects by Type



ELKHART COUNTY

DES #	Project Description/Location	Sponsor	Project Category	TIP Programmed	Previously Obligated	SFY 2015 Obligation	Total Obligated	Unobligated Balance
1400712	Cassopolis Multi-Use Trail from Bristol St. to Windsor Ave. (Ph I & II)	Elkhart	Bike & Pedestrian	\$ 1,840,000.00	\$ -	\$ 209,360.00	\$ 209,360.00	\$ 1,630,640.00
1005941	CR 8/CR 10 Multi-Use Trail from CR 17 to Pheasant Ridge Dr.	Elkhart Co.	Bike & Pedestrian	\$ 778,676.00	\$ 238,627.00	\$ 83,465.00	\$ 322,092.00	\$ 456,584.00
0600457	Goshen College Pedestrian Underpass at NW Railroad	Goshen	Bike & Pedestrian	\$ 2,221,662.00	\$ 2,099,995.00	\$ 22,691.44	\$ 2,122,686.44	\$ 98,975.56
1400995	9th St. Multi-Use Trail from College Ave. to Purl St.	Goshen	Bike & Pedestrian	\$ 1,400,000.00	\$ -	\$ 137,280.00	\$ 137,280.00	\$ 1,262,720.00
0902279	Monroe Street from US 33 to East Entrance of Fairgrounds	Goshen	Bike & Pedestrian	\$ 1,534,745.00	\$ 898,450.10	\$ 3,198.93	\$ 901,649.03	\$ 633,095.97
1400841	CR 35 at Bridge #102 over Little Elkhart River	Elkhart Co.	Bridge	\$ 796,756.00	\$ -	\$ 128,000.00	\$ 128,000.00	\$ 668,756.00
0800725	CR 40 at Bridge #189 over Stoney Creek	Elkhart Co.	Bridge	\$ 468,880.00	\$ -	\$ 424,202.16	\$ 424,202.16	\$ 44,677.84
1005994	Intersection of CR 3 & CR 32	Elkhart Co.	Intersection	\$ 1,127,000.00	\$ 246,400.00	\$ 446,669.86	\$ 693,069.86	\$ 433,930.14
1401274	CR 17 from CR 18 to CR 26 (Ph I-A)	Elkhart Co.	Local Road	\$ 7,500,000.00	\$ 7,500,000.00	\$ 4,367.78	\$ 7,504,367.78	\$ -
1400715	Wilden Ave. from Rock Run Creek to 6th St.	Goshen	Local Road	\$ 5,048,920.00	\$ -	\$ 286,624.00	\$ 286,624.00	\$ 4,762,296.00
1383188	Sign Replacements at Various Locations in Elkhart & Kosciusko Counties	Elkhart Co.	Safety	\$ 881,410.00	\$ -	\$ 636,898.11	\$ 636,898.11	\$ 244,511.90
1383101	6 Railroad crossings in Goshen from Purl St to New York St	Goshen	Safety	\$ 1,635,721.00	\$ 90,000.00	\$ 1,558,650.01	\$ 1,648,650.01	\$ (12,929.01)
1400714	NS Railroad Marion Line Crossings at College Ave & Jefferson St.	Goshen	Safety	\$ 1,154,000.00	\$ -	\$ 18,000.00	\$ 18,000.00	\$ 1,136,000.00
1383189	Signal Upgrades: 2 in Elkhart Co, 7 in Goshen & 34 in City of Elkhart	Elkhart Co.	Signals	\$ 802,606.00	\$ 700,866.00	\$ 72,375.28	\$ 773,241.28	\$ 29,364.72

Figure 8: Total Obligation by Project Type

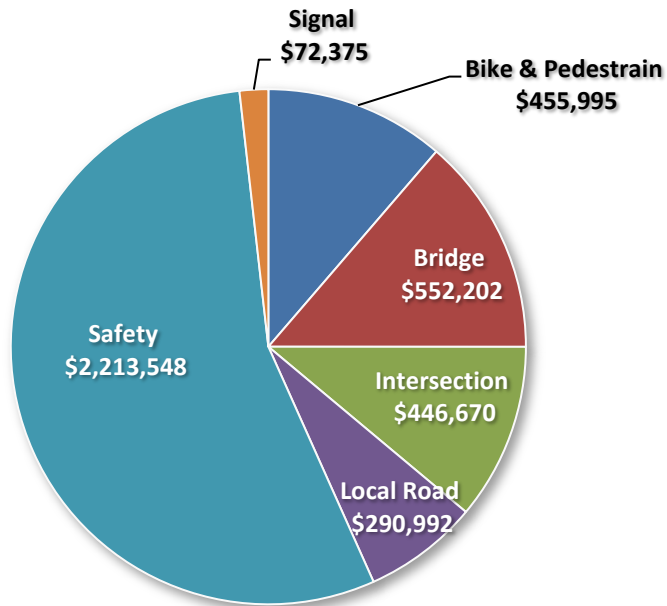


Figure 9: Total Number of Projects by Type

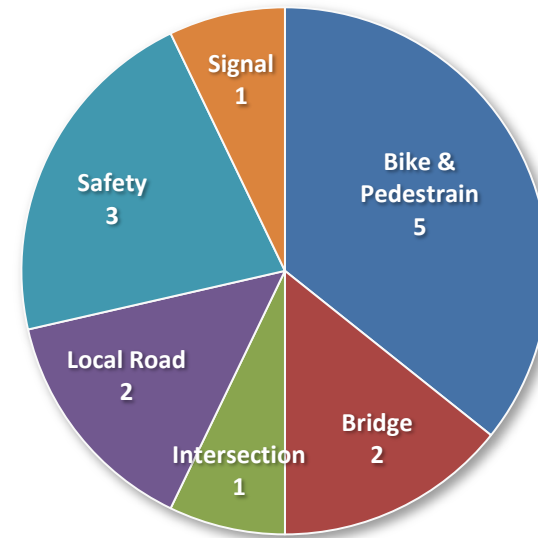
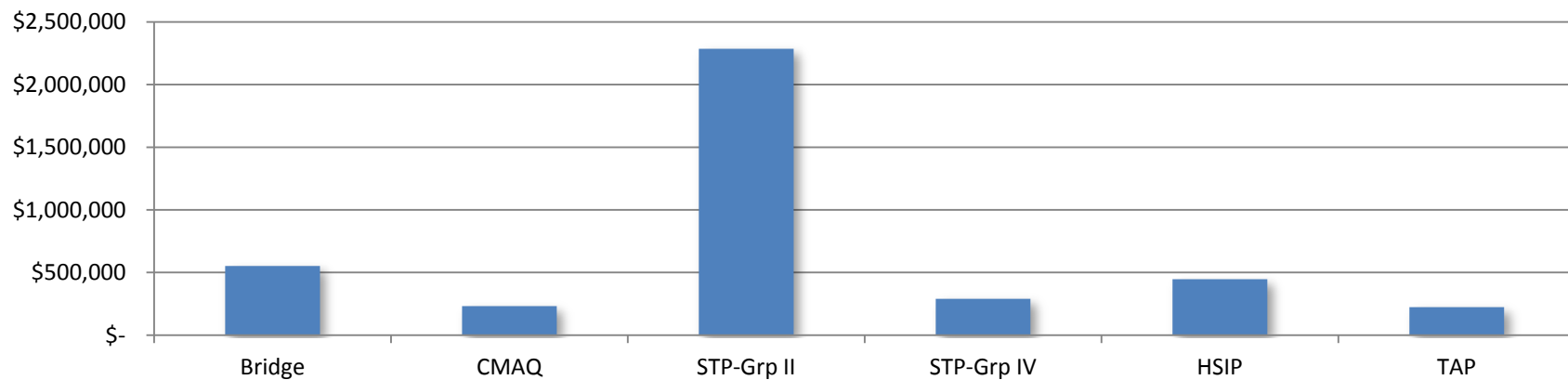


Figure 10: Total Obligation by Funding Type



DES #: 1400712

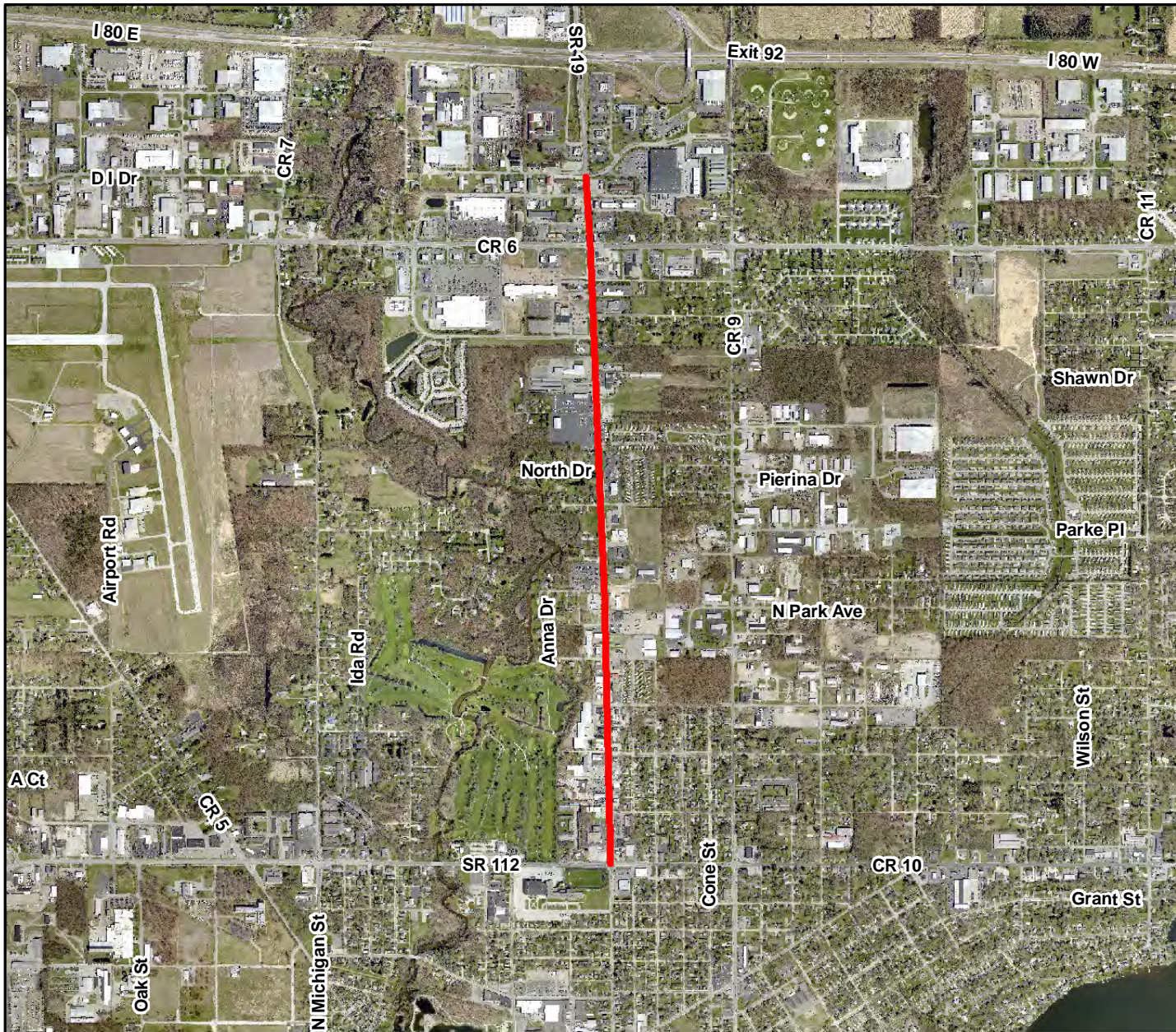
Project Location: Cassopolis Multi-Use Trail from Bristol St. to Windsor Ave. (Ph I & II)

Sponsor: Elkhart

County: Elkhart



Bike & Pedestrian



Funding

Total Federal Funds: \$1,840,000.00

Funding Type(s): CMAQ

Obligation

Previous FY: \$ -

SFY 2015: \$209,360.00

Total: \$209,360.00

Unobligated Balance

Total Unobligated: \$1,630,640.00

DES #: 1400995

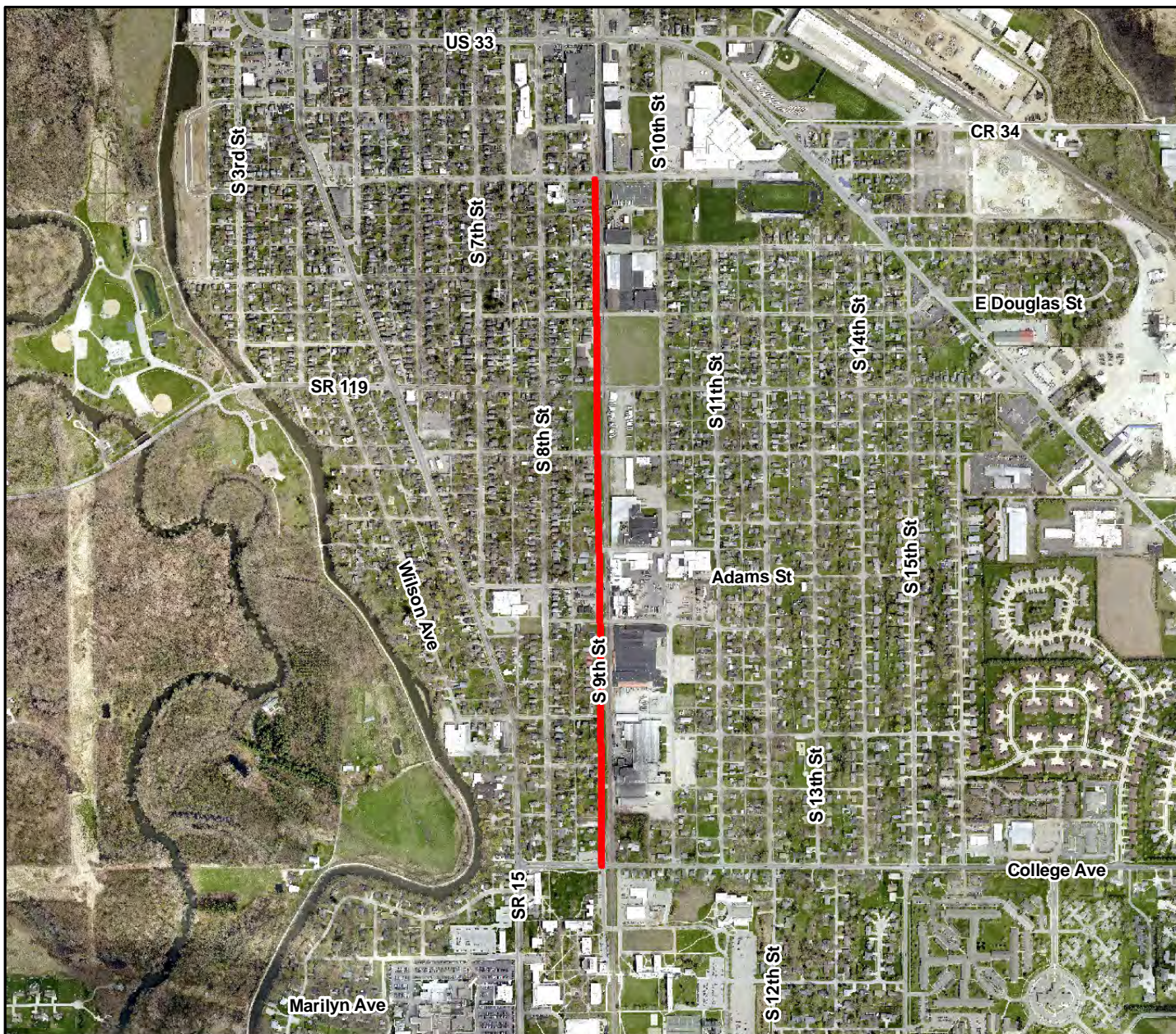
Project Location: 9th St. Multi-Use Trail from College Ave. to Purl St.

Sponsor: Goshen

County: Elkhart



Bike & Pedestrian



Funding

Total Federal Funds: \$1,400,000.00

Funding Type(s): Transportation
Alternatives

Obligation

Previous FY: \$ -

SFY 2015: \$137,280.00

Total: \$137,280.00

Unobligated Balance

Total Unobligated: \$1,262,720.00

DES #: 0600457


Project Location: Goshen College Pedestrian Underpass at NW Railroad

Sponsor: Goshen

County: Elkhart



Bike & Pedestrian



Funding

Total Federal Funds: \$2,221,662.00

Funding Type(s): CMAQ

Obligation

Previous FY: \$2,099,995.00

SFY 2015: \$22,691.44

Total: \$2,122,686.44

Unobligated Balance

Total Unobligated: \$98,975.56

DES #: 0902279

Project Location: Monroe St. (CR 34) from US 33 to East Entrance of Elkhart County Fairgrounds

Sponsor: Goshen

County: Elkhart



Bike & Pedestrian



Funding

Total Federal Funds: \$1,534,745.00

Funding Type(s): Transportation
Alternatives

Obligation

Previous FY: \$898,450.10

SFY 2015: \$3,198.93

Total: \$901,649.03

Unobligated Balance

Total Unobligated: \$633,095.97

DES #: 1005941

Project Location: CR 8/CR 10 Multi-Use Trail from CR 17 to Pheasant Ridge Dr.

Sponsor: Elkhart Co.

County: Elkhart



Bike & Pedestrian



Funding

Total Federal Funds: \$778,676.00

Funding Type(s): Transportation
Alternatives

Obligation

Previous FY: \$238,627.00

SFY 2015: \$83,465.00

Total: \$322,092.00

Unobligated Balance

Total Unobligated: \$456,584.00

DES #: 1400841

Project Location: CR 35 at Bridge #102 over Little Elkhart River

Sponsor: Elkhart Co.

County: Elkhart



Bridge



Funding

Total Federal Funds: \$796,756.00

Funding Type(s): Bridge

Obligation

Previous FY: \$ -

SFY 2015: \$128,000.00

Total: \$128,000.00

Unobligated Balance

Total Unobligated: \$668,756.00

DES #: 0800725

Project Location: CR 40 at Bridge #189 over Stoney Creek

Sponsor: Elkhart Co.

County: Elkhart



Bridge



Funding

Total Federal Funds: \$468,880.00

Funding Type(s): Bridge

Obligation

Previous FY: \$ -

SFY 2015: \$424,202.16

Total: \$424,202.16

Unobligated Balance

Total Unobligated: \$44,677.84

DES #: 1005994

Project Location: Intersection of CR 3 & CR 32

Sponsor: Elkhart Co.

County: Elkhart



Intersection



Funding

Total Federal Funds: \$1,127,000.00

Funding Type(s): STP-Group IV

Obligation

Previous FY: \$246,400.00

SFY 2015: \$446,669.86

Total: \$693,069.86

Unobligated Balance

Total Unobligated: \$433,930.14

DES #: 1401274

Project Location: CR 17 from CR 18 to CR 26 (Ph I-A)

Sponsor: Elkhart Co.

County: Elkhart



Local Road



Funding

Total Federal Funds: \$7,500,000.00

Funding Type(s): STP-Group II

Obligation

Previous FY: \$7,500,000.00

SFY 2015: \$4,367.78

Total: \$7,504,367.78

Unobligated Balance

Total Unobligated: \$ -

DES #: 1400715

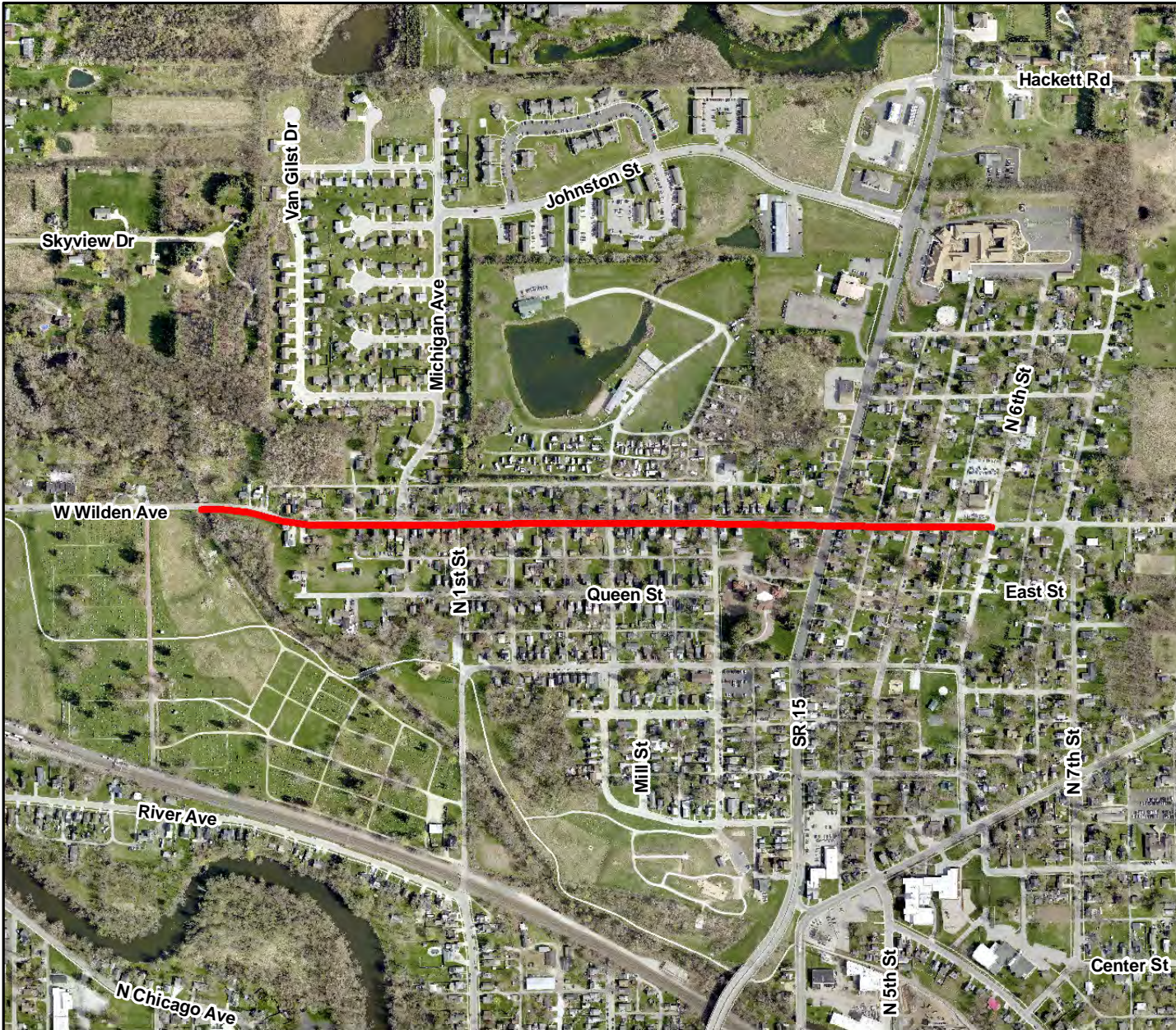
Project Location: Wilden Ave. from Rock Run Creek to 6th St.

Sponsor: Goshen

County: Elkhart



Local Road



Funding

Total Federal Funds: \$5,048,920.00

Funding Type(s): STP-Group II

Obligation

Previous FY: \$ -

SFY 2015: \$286,624.00

Total: \$286,624.00

Unobligated Balance

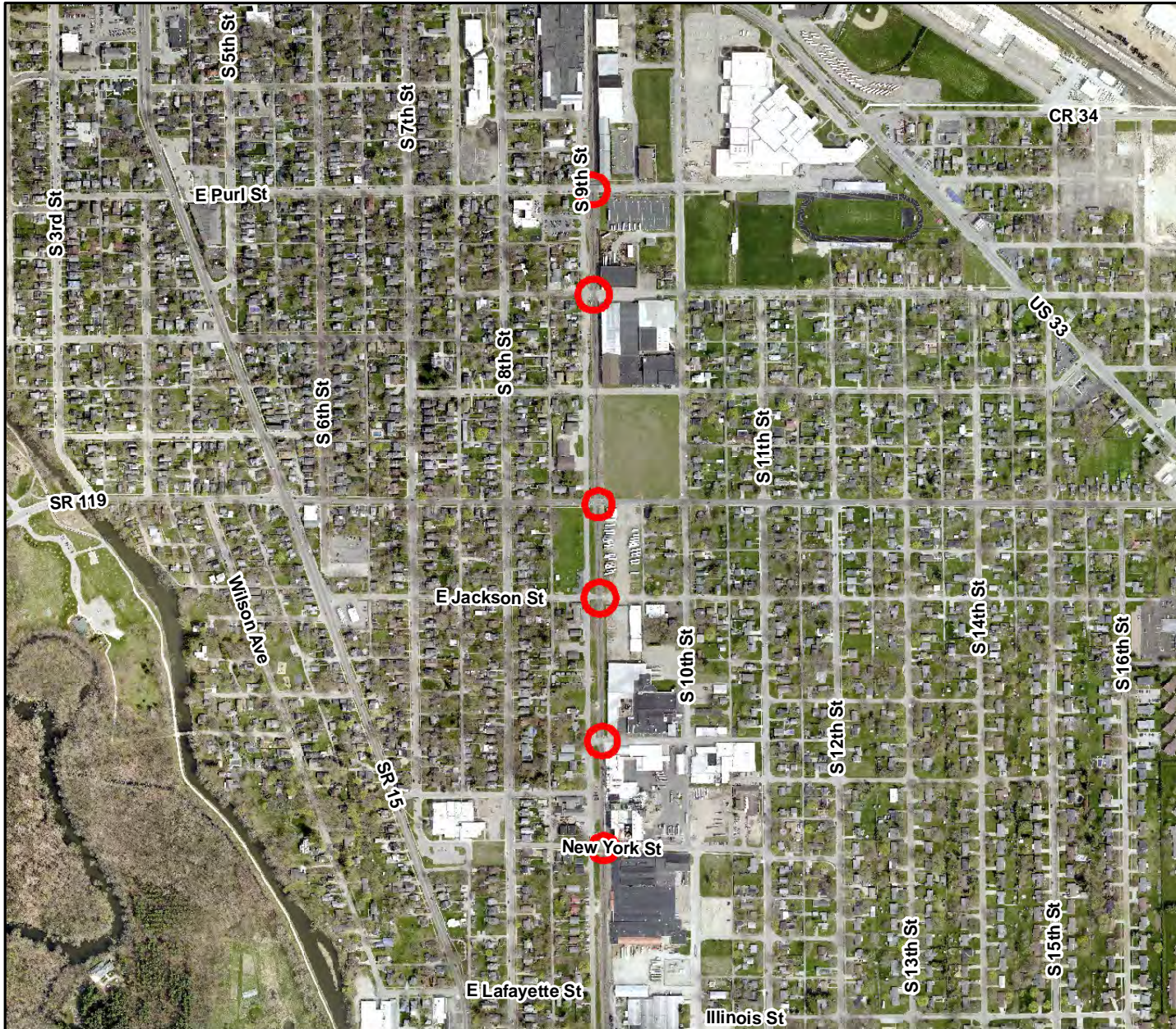
Total Unobligated: \$4,762,296.00

DES #: 1383101

Project Location: 6 Railroad Crossings: Purl St./Reynolds St./Jackson St./Burdick St./New York St.

Sponsor: Goshen

County: Elkhart



Funding

Total Federal Funds: \$1,635,721.00

Funding Type(s): HSIP

Obligation

Previous FY: \$90,000.00

SFY 2015: \$1,558,650.01

Total: \$1,648,650.01

Unobligated Balance

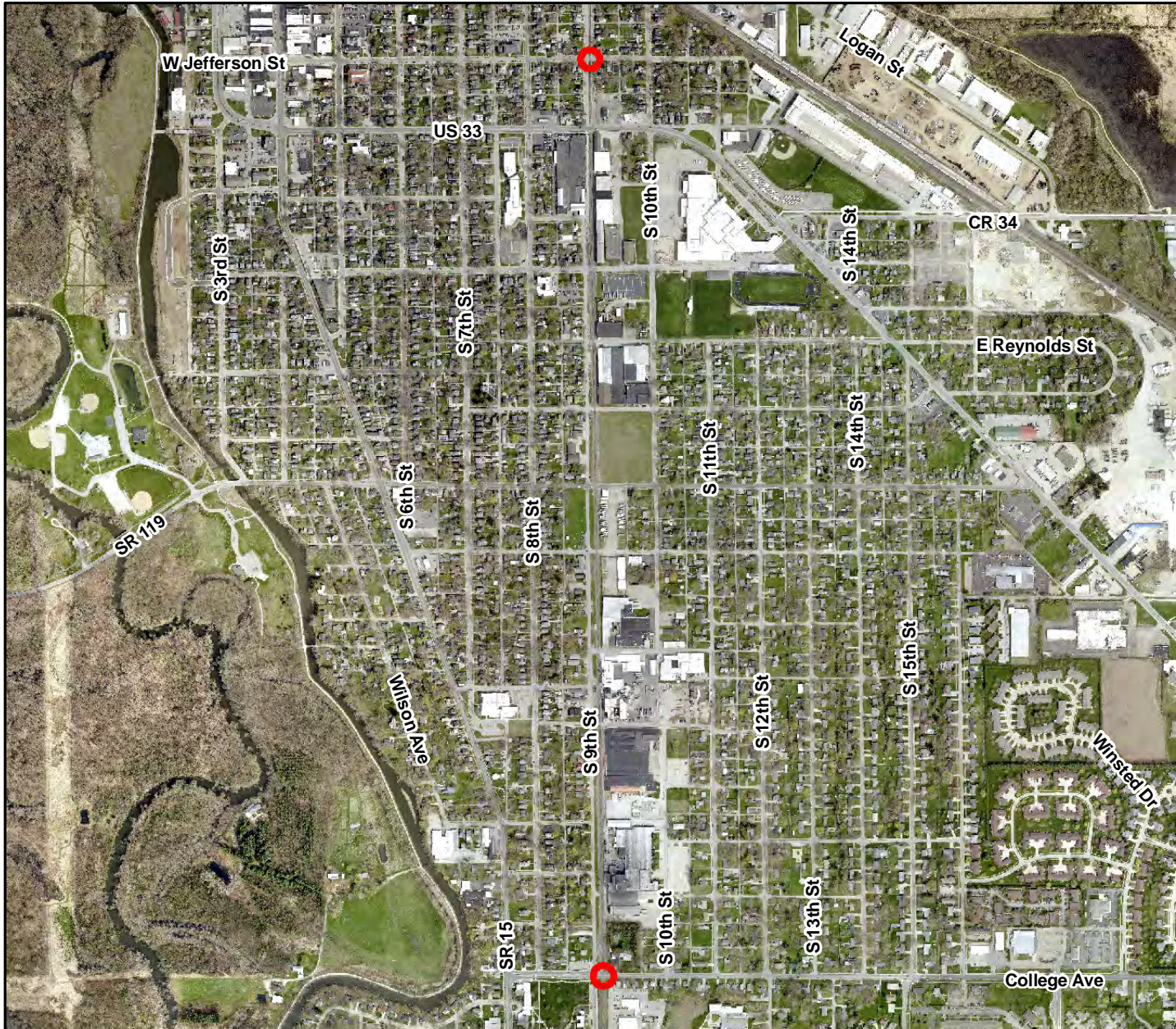
Total Unobligated: (\$12,929.01)

DES #: 1400714

Project Location: NS Railroad Marion Line Crossings at College Ave & Jefferson St.

Sponsor: Goshen

County: Elkhart



Funding

Total Federal Funds: \$1,154,000.00

Funding Type(s): HSIP

Obligation

Previous FY: \$ -

SFY 2015: \$18,000.00

Total: \$18,000.00

Unobligated Balance

Total Unobligated: \$1,136,000.00

DES #: 1383188

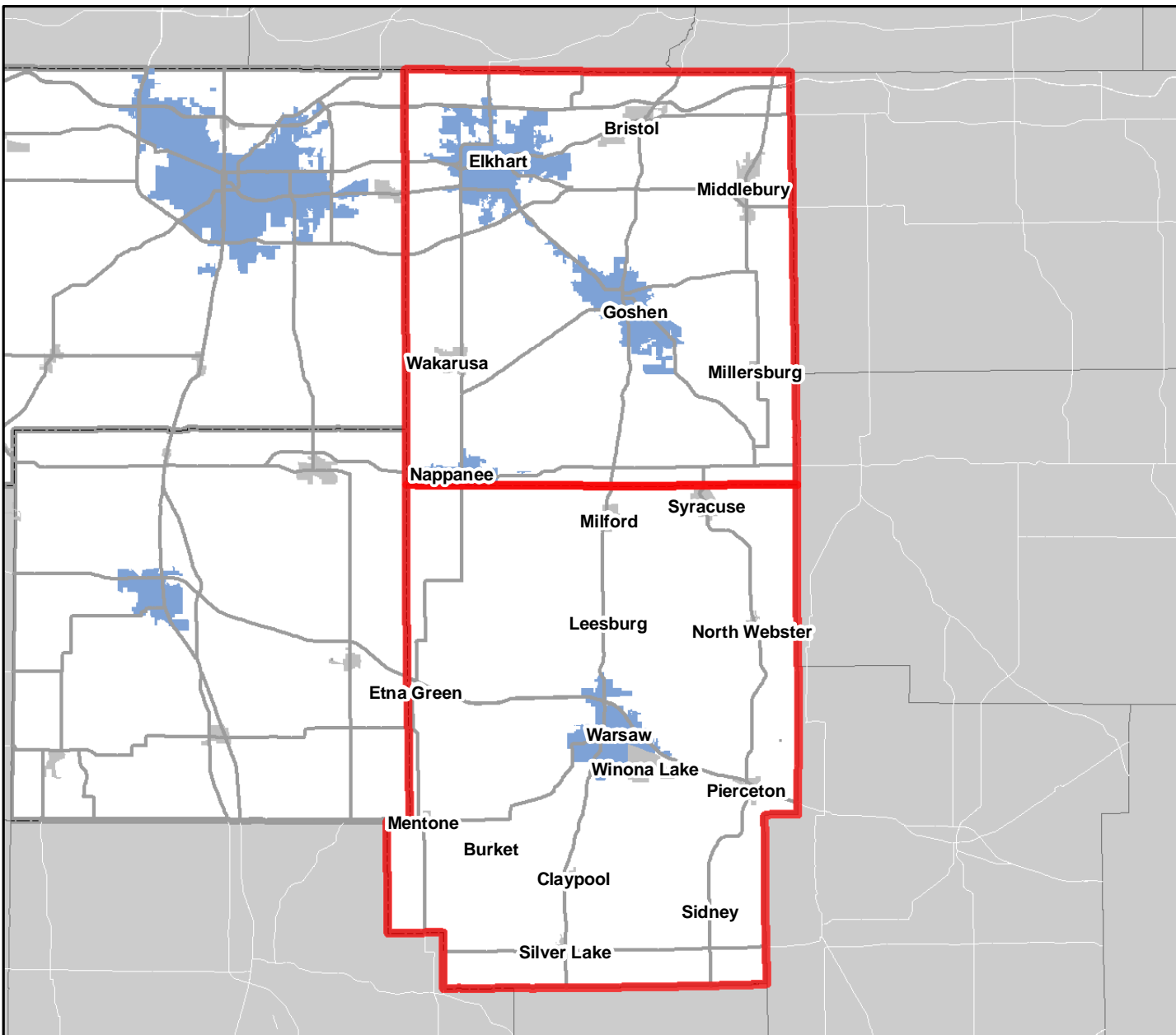
Project Location: Sign Replacements at Various Locations in Elkhart & Kosciusko Counties

Sponsor: Elkhart Co.

County: Elkhart



Safety



Funding

Total Federal Funds: \$881,410.00

Funding Type(s): HSIP

Obligation

Previous FY: \$ -

SFY 2015: \$636,898.11

Total: \$636,898.11

Unobligated Balance

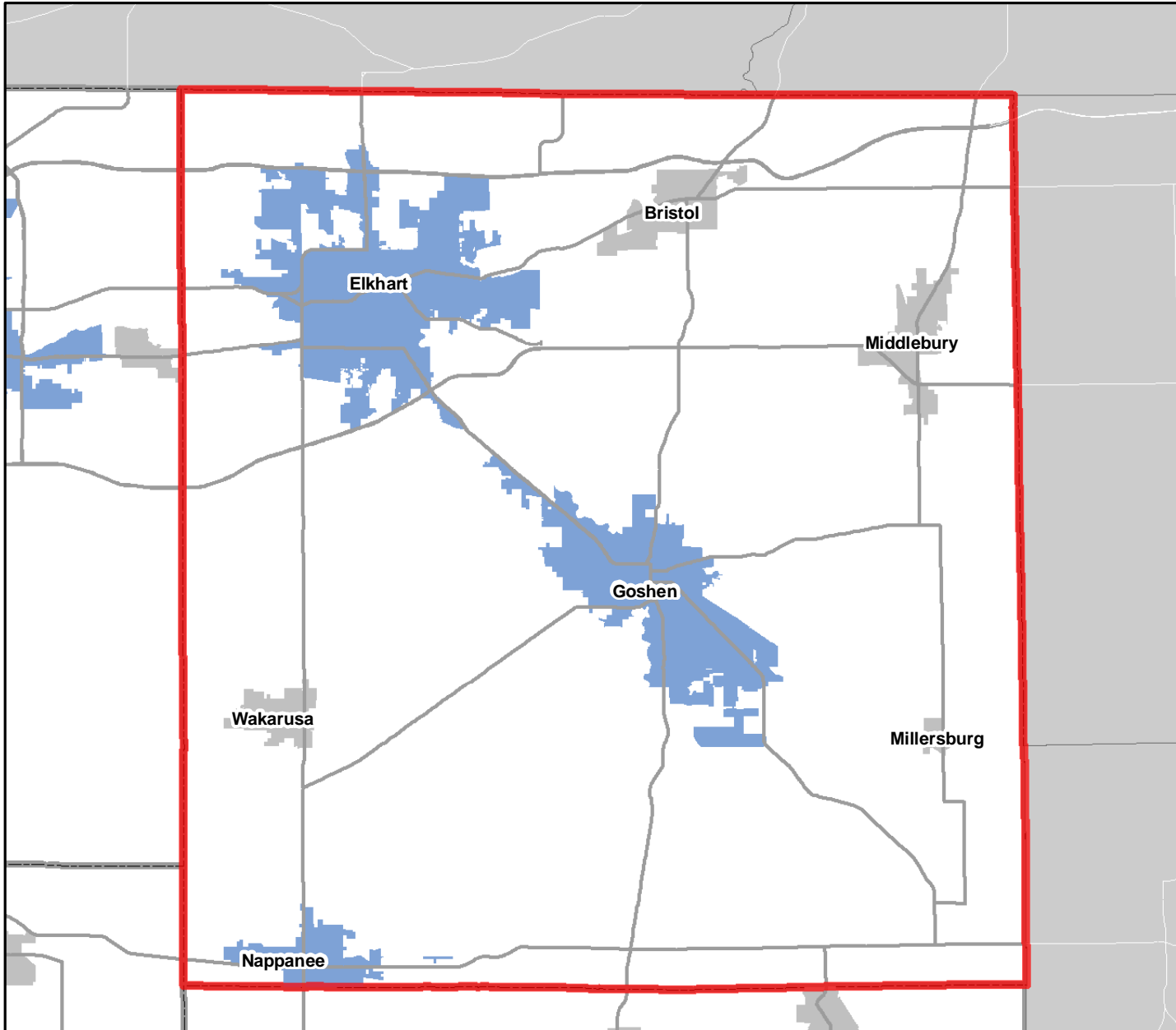
Total Unobligated: \$244,511.90

DES #: 138189

Project Location: Signal Upgrades at Various Locations in Elkhart Co. & Cities of Goshen & Elkhart

Sponsor: Elkhart Co.

County: Elkhart



Funding

Total Federal Funds: \$802,606.00

Funding Type(s): HSIP

Obligation

Previous FY: \$700,866.00

SFY 2015: \$72,375.28

Total: \$773,241.28

Unobligated Balance

Total Unobligated: \$29,364.72

KOSCIUSKO COUNTY

DES #	Project Description/Location	Sponsor	Project Category	TIP Programmed	Previously Obligated	SFY 2015 Obligation	Total Obligated	Unobligated Balance
0810409	Lake City Greenway Ph IV-A from Park Ave. to Grace College	Winona Lake	Bike & Pedestrian	\$ 756,200.00	\$ -	\$ 708,223.61	\$ 708,223.61	\$ 47,976.39
1297353	Old US 30 from CR 350W to Zimmer Rd (Phase V)	Kosciusko Co.	Local Road	\$ 1,054,000.00	\$ 479,148.00	\$ 14,175.88	\$ 493,323.88	\$ 560,676.12
1400786	E. Market St from Hickory St. to Bronson St.	Warsaw	Local Road	\$ 1,769,440.00	\$ -	\$ 202,560.00	\$ 202,560.00	\$ 1,566,880.00
1297651	Husky Trail Rd from Mariner Dr. to Warsaw City limits	Warsaw	Local Road	\$ 2,107,080.00	\$ 308,920.00	\$ 5,000.00	\$ 313,920.00	\$ 1,793,160.00

Figure 11: Total Obligation by Project Type

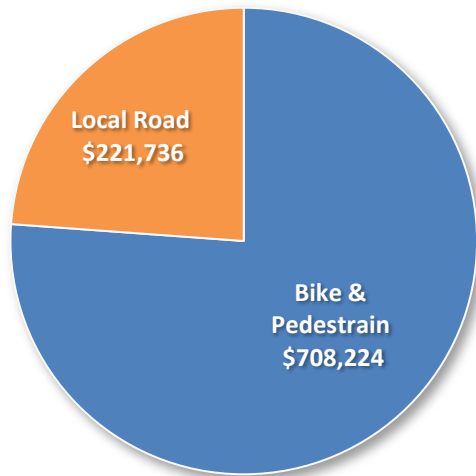


Figure 12: Total Number of Projects by Type

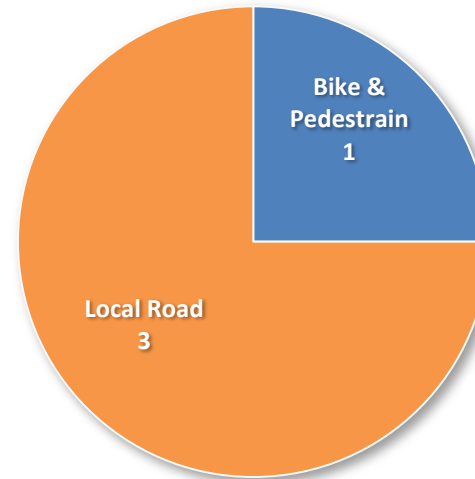
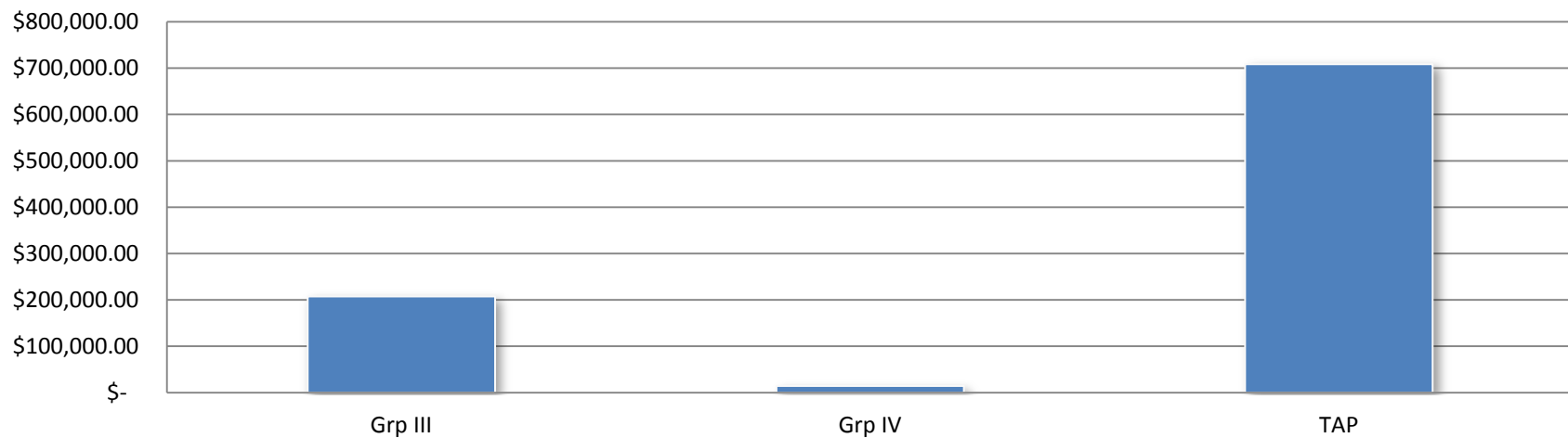


Figure 13: Total Obligation by Funding Type



DES #: 0810409

Project Location: Lake City Greenway Ph IV-A from Park Ave. to Grace College

Sponsor: Winona Lake

County: Kosciusko



Bike & Pedestrian



Funding

Total Federal Funds: \$756,200.00

Funding Type(s): Transportation
Alternatives

Obligation

Previous FY: \$ -

SFY 2015: \$708,223.61

Total: \$708,223.61

Unobligated Balance

Total Unobligated: \$47,976.39

DES #: 1400786

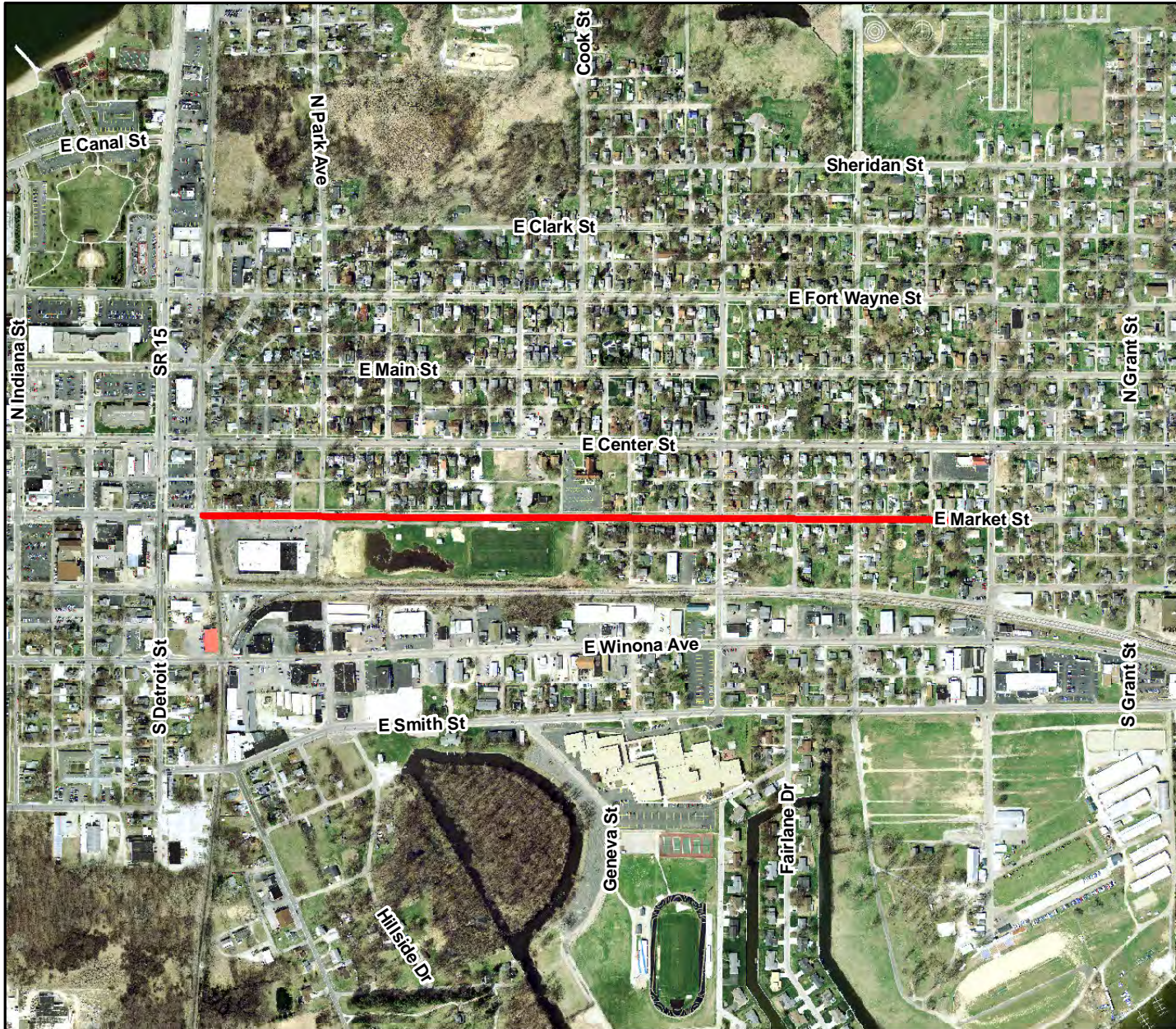
Project Location: East Market St. from Hickory St. to Bronson St.

Sponsor: Warsaw

County: Kosciusko



Local Road



Funding

Total Federal Funds: \$1,769,440.00

Funding Type(s): STP-Group III

Obligation

Previous FY: \$ -

SFY 2015: \$202,560.00

Total: \$202,560.00

Unobligated Balance

Total Unobligated: \$1,566,880.00

DES #: 1297651

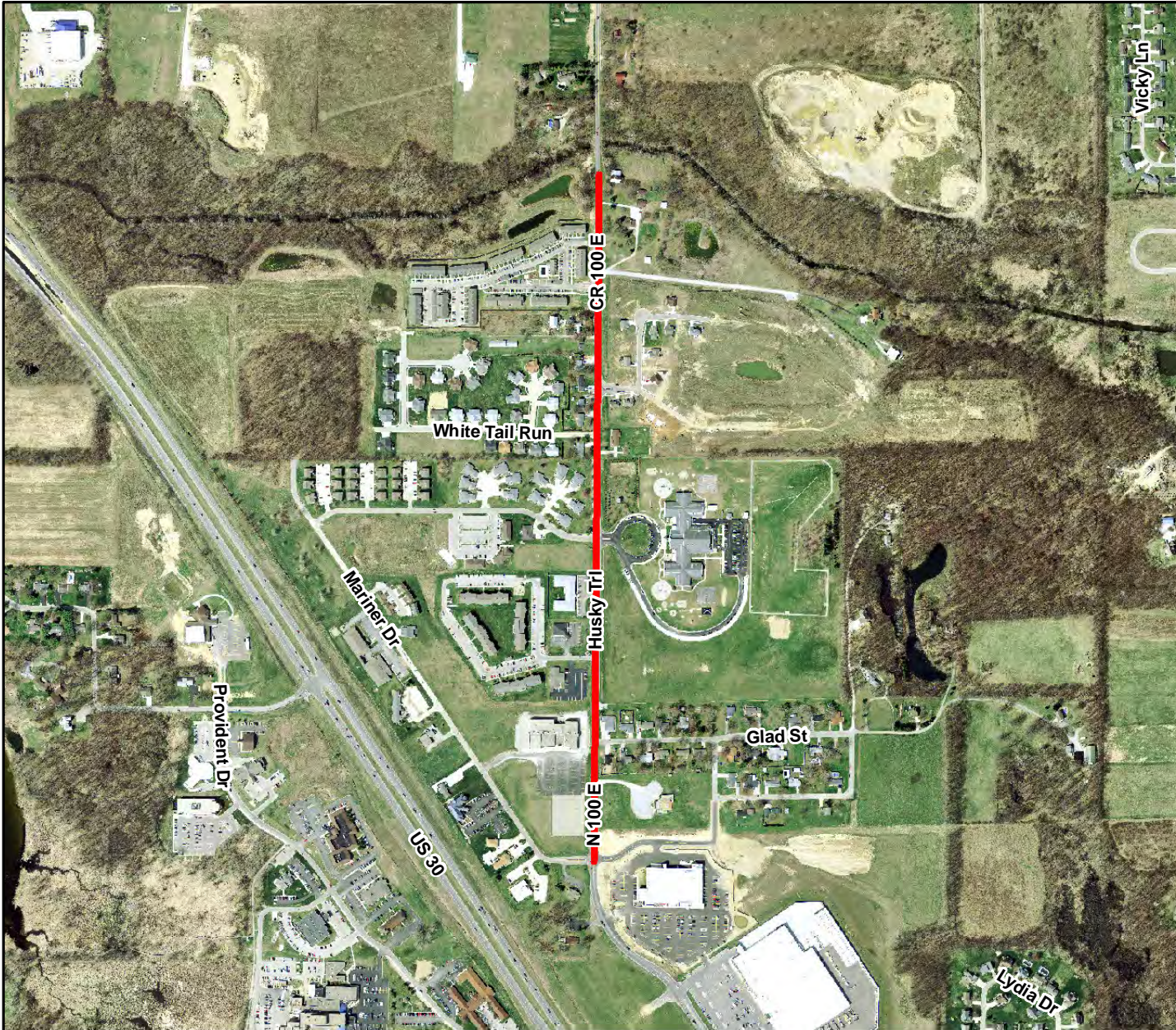
Project Location: Husky Trail Rd. from Mariner Dr. to Warsaw City Limits

Sponsor: Warsaw

County: Kosciusko



Local Road



Funding

Total Federal Funds: \$2,107,080.00

Funding Type(s): STP-Group III

Obligation

Previous FY: \$308,920.00

SFY 2015: \$5,000.00

Total: \$313,920.00

Unobligated Balance

Total Unobligated: \$1,793,160.00

DES #: 1297353

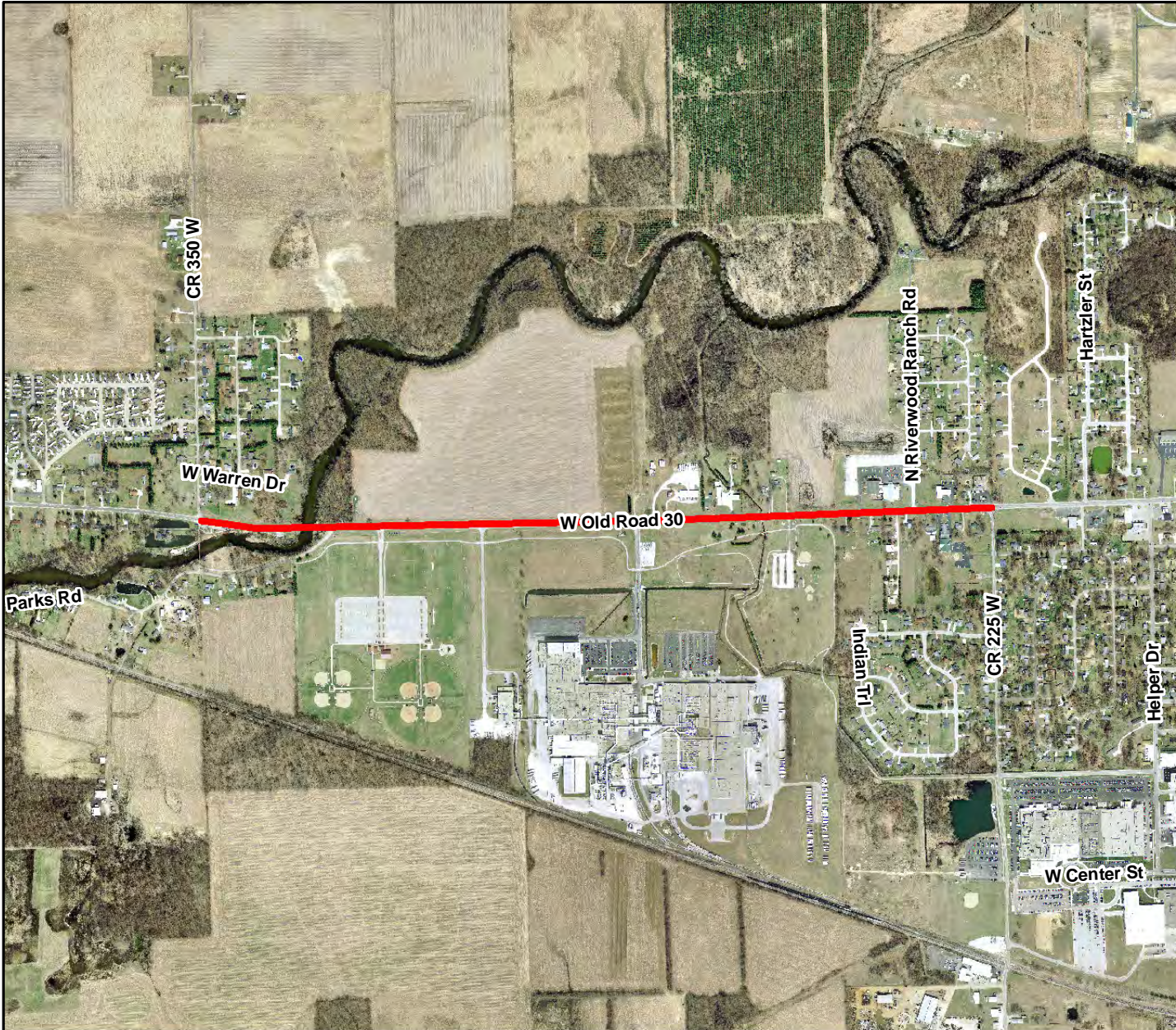
Project Location: Old US 30 from CR 350W to Zimmer Rd.

Sponsor: Kosciusko Co.

County: Kosciusko



Local Road



Funding

Total Federal Funds: \$1,054,000.00

Funding Type(s): STP-Group IV

Obligation

Previous FY: \$479,148.00

SFY 2015: \$14,175.88

Total: \$493,323.88

Unobligated Balance

Total Unobligated: \$560,676.12

MARSHALL COUNTY

DES #	Project Description/Location	Sponsor	Project Category	Federal Programmed	Previously Obligated	SFY 2015 Obligation	Total Obligated	Unobligated Balance
1383350	Academy Rd. and College Ave. Sidewalks	Culver	Bike & Pedestrian	\$ 239,200.00	\$ -	\$ 25,600.00	\$ 25,600.00	\$ 213,600.00
1383475	Greenway Trail along the Yellow River between Jefferson St. & Garro St.	Plymouth	Bike & Pedestrian	\$ 445,504.00	\$ -	\$ 79,777.60	\$ 79,777.60	\$ 365,726.40
1400773	Baker St. SRTS path & ADA Ramps from Columbus Dr. to Randolph Dr.	Plymouth	Bike & Pedestrian	\$ 329,962.00	\$ -	\$ 35,816.80	\$ 35,816.80	\$ 294,145.20
1382094	County Wide Bridge Inspections	Marshall Co.	Bridge	\$ 135,515.00	\$ -	\$ 135,514.94	\$ 135,514.94	\$ 0.06
1383474	Hickory Rd. at Bridge #81 over Yellow River	Marshall Co.	Bridge	\$ 1,658,000.00	\$ -	\$ 231,712.00	\$ 231,712.00	\$ 1,426,288.00
0800779	Pierce Street over Yellow River - NBI#5000001, Structure #00225	Marshall Co.	Bridge	\$ 1,471,229.00	\$ 1,072,929.00	\$ 293.29	\$ 1,073,222.29	\$ 398,006.71
1173280	New Bridge on 7th Rd. over Elmer Seltlenright Ditch	Marshall Co.	Bridge	\$ 500,000.00	\$ 315,729.00	\$ 10,528.34	\$ 326,257.34	\$ 173,742.66
1297268	7th(a) Rd. Wetland/Stream Mitigation Site	Marshall Co.	Environmental Mitigation	\$ 471,408.00	\$ -	\$ 365,312.92	\$ 365,312.92	\$ 106,095.08
0810140	7 th (a) Rd. from Michigan St. to new US 31 interchange to Linden Trail	Marshall Co.	Local Road	\$ 8,098,246.00	\$ 6,653,741.00	\$ 458,092.80	\$ 7,111,833.80	\$ 986,412.20
0600381	South Gateway Improvements - Plymouth	Plymouth	Transportation Enhancement	\$ 1,100,000.00	\$ 979,772.84	\$ 6,113.08	\$ 985,885.92	\$ 114,114.08

Figure 14: Total Obligation by Project Type

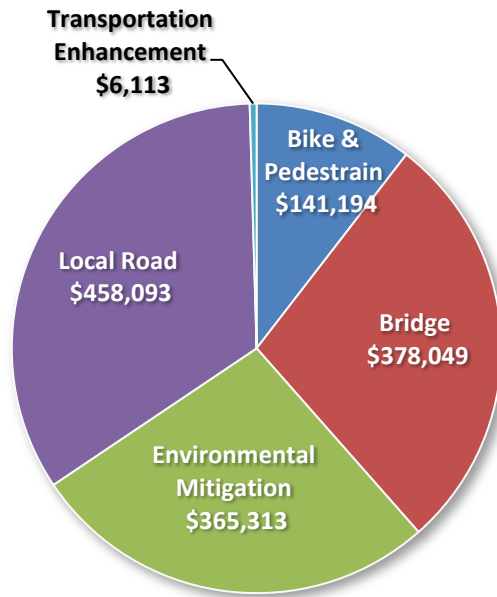


Figure 15: Total Number of Projects by Type

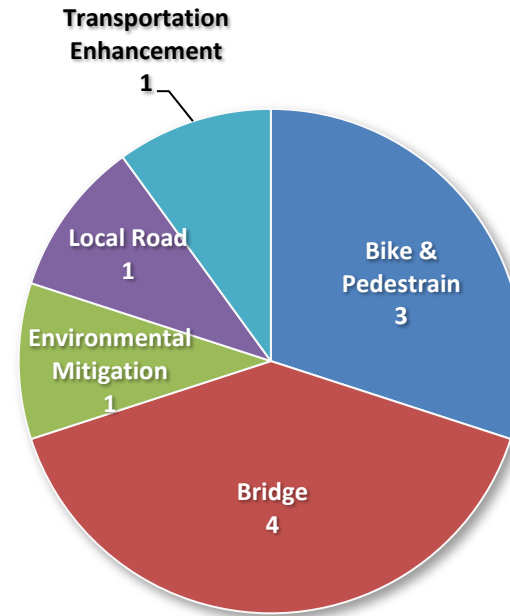
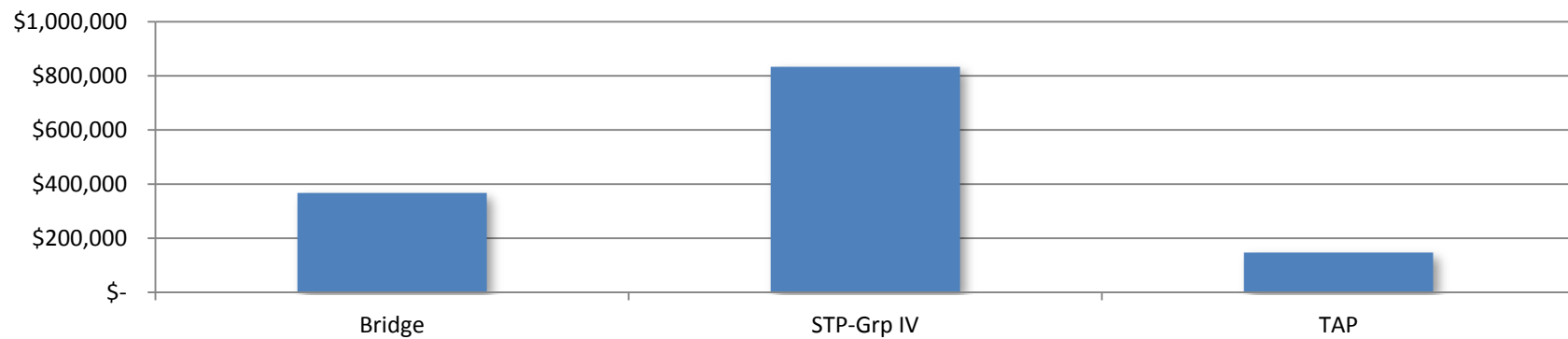


Figure 16: Total Obligation by Funding Type



DES #: 1383350

Project Location: Academy Rd. & College Ave. Sidewalks

Sponsor: Culver

County: Marshall



Bike & Pedestrian



Funding

Total Federal Funds: \$239,200.00

Funding Type(s): Transportation
Alternatives

Obligation

Previous FY: \$ -

SFY 2015: \$25,600.00

Total: \$25,600.00

Unobligated Balance

Total Unobligated: \$213,600.00

DES #: 1400773

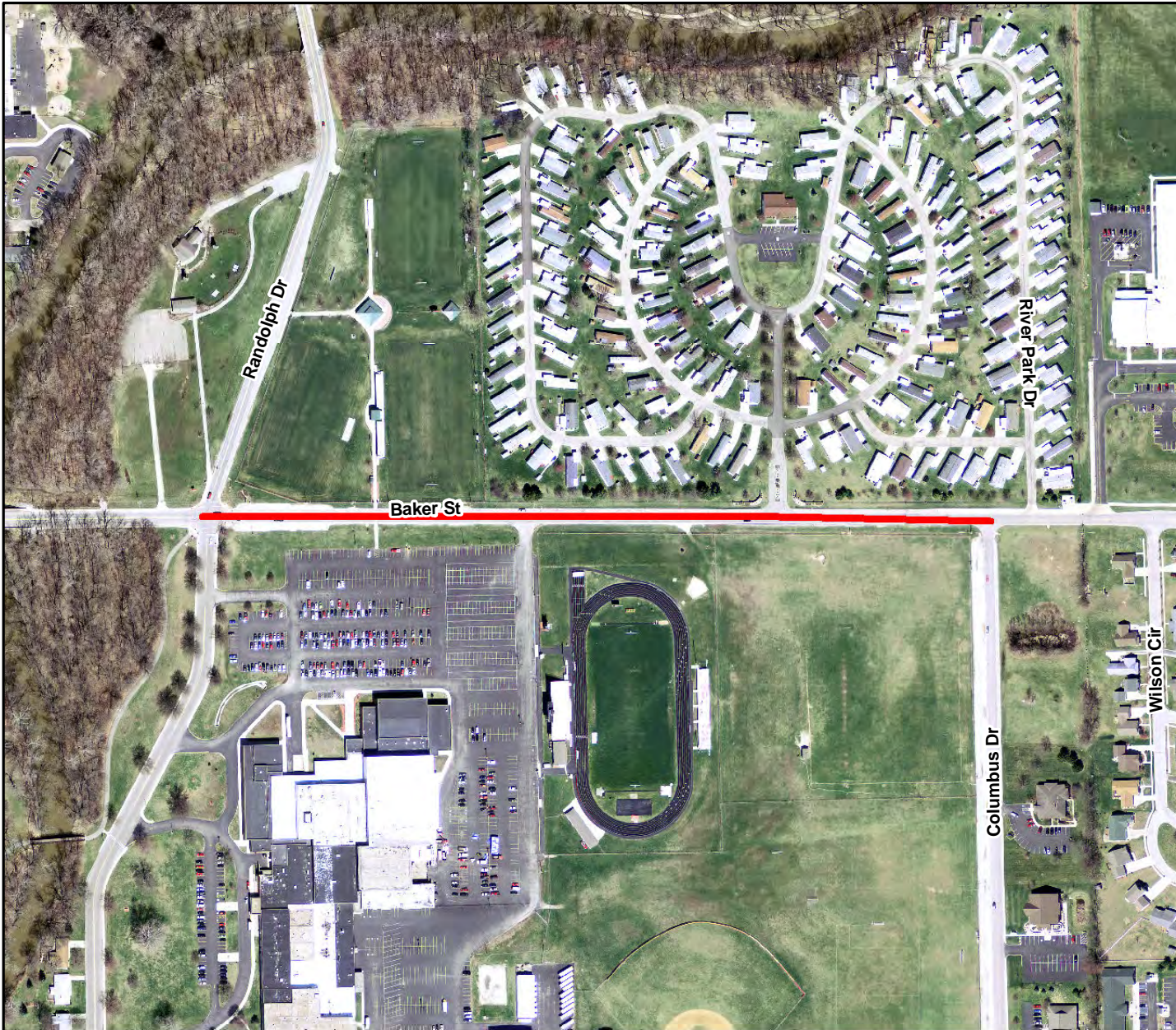
Project Location: Baker St. Multi-Use Trail & ADA Ramps from Columbus Dr. to Randolph Dr.

Sponsor: Plymouth

County: Marshall



Bike & Pedestrian



Funding

Total Federal Funds: \$329,962.00

Funding Type(s): Transportation
Alternatives

Obligation

Previous FY: \$ -

SFY 2015: \$35,816.80

Total: \$35,816.80

Unobligated Balance

Total Unobligated: \$294,145.20

DES #: 1383475

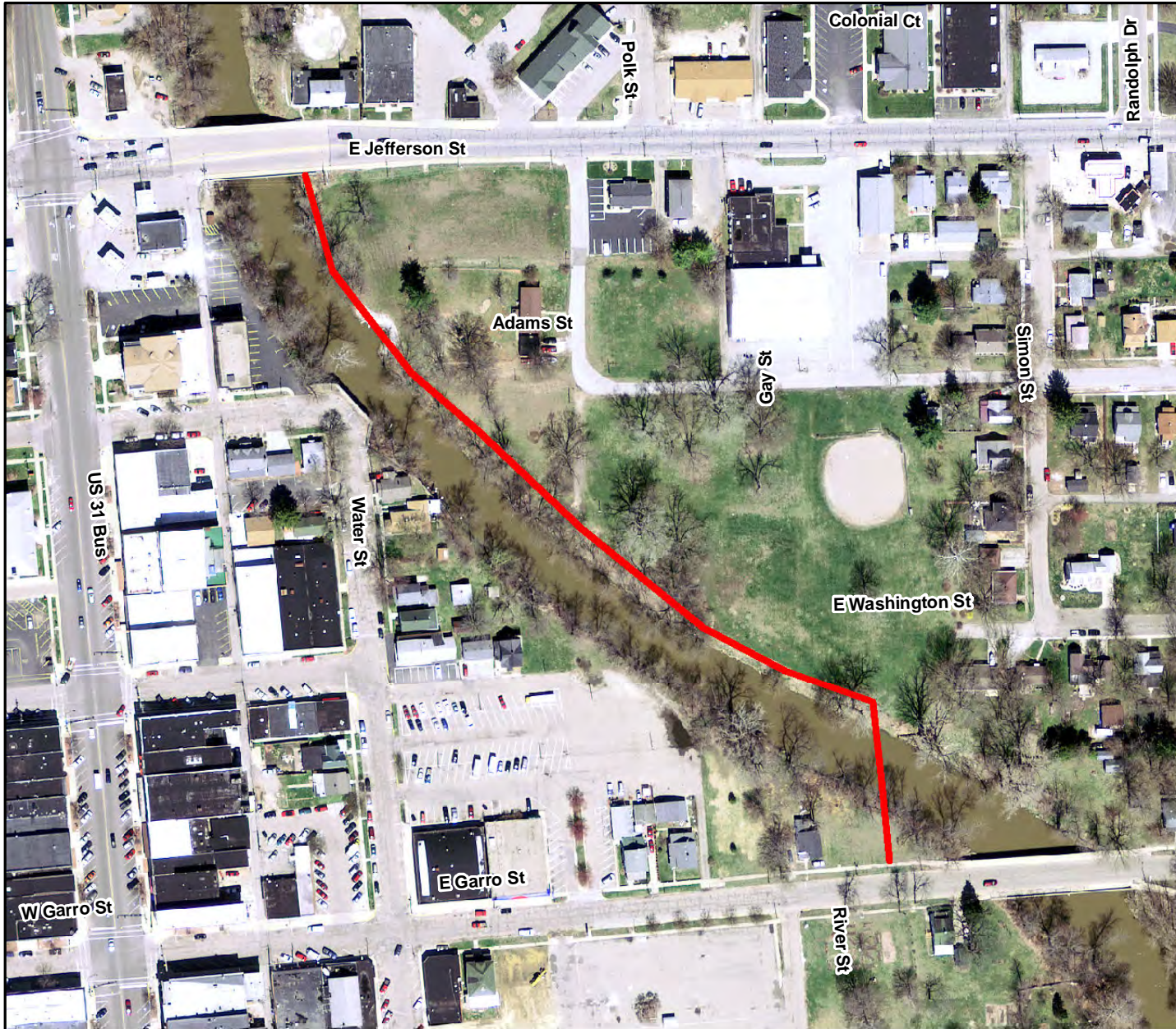
Project Location: Greenway Trail along the Yellow River between Jefferson St. & Garro St.

Sponsor: Plymouth

County: Marshall



Bike & Pedestrian



Funding

Total Federal Funds: \$445,504.00

Funding Type(s): Transportation
Alternatives

Obligation

Previous FY: \$ -

SFY 2015: \$79,777.60

Total: \$79,777.60

Unobligated Balance

Total Unobligated: \$365,726.40

DES #: 1382094

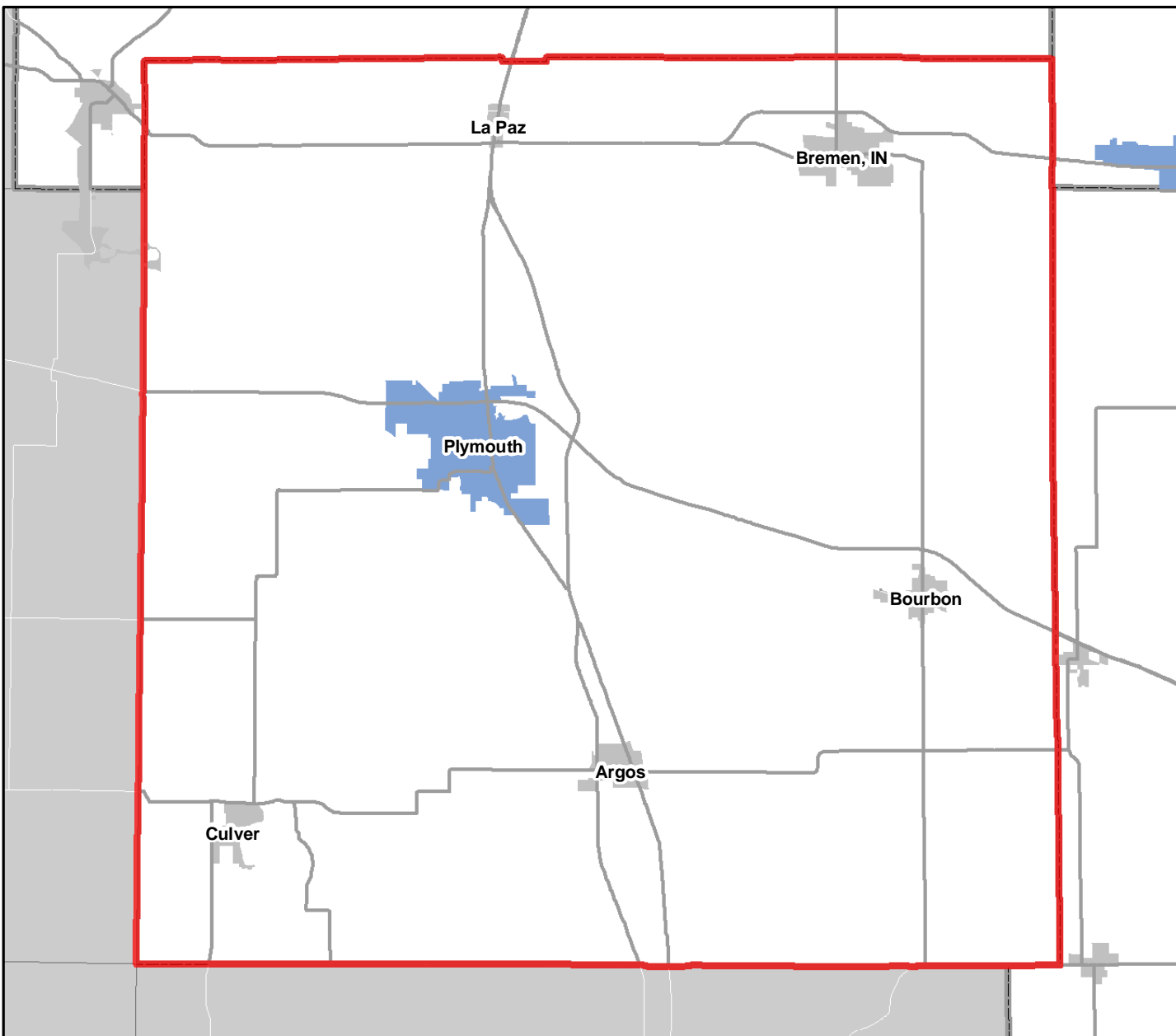
Project Location: County Wide Bridge Inspections

Sponsor: Marshall Co.

County: Marshall



Bridge



Funding

Total Federal Funds: \$135,515.00

Funding Type(s): Bridge

Obligation

Previous FY: \$ -

SFY 2015: \$135,514.94

Total: \$135,514.94

Unobligated Balance

Total Unobligated: \$0.06

DES #: 1383474

Project Location: Hickory Rd. at Bridge #81 over Yellow River

Sponsor: Marshall Co.

County: Marshall



Bridge



Funding

Total Federal Funds: \$1,685,000.00

Funding Type(s): Bridge

Obligation

Previous FY: \$ -

SFY 2015: \$231,712.00

Total: \$231,712.00

Unobligated Balance

Total Unobligated: \$1,426,288.00

DES #: 1173280

Project Location: New Bridge on 7th Rd. over Elmer Seltenright Ditch

Sponsor: Marshall Co.

County: Marshall



Bridge



Funding

Total Federal Funds: \$500,000.00

Funding Type(s): STP-Group IV

Obligation

Previous FY: \$315,729.00

SFY 2015: \$10,528.34

Total: \$326,257.34

Unobligated Balance

Total Unobligated: \$173,742.66

DES #: 0800779

Project Location: Pierce St. at Bridge #00225 over Yellow River

Sponsor: Marshall Co.

County: Marshall



Bridge



Funding

Total Federal Funds: \$1,471,229.00

Funding Type(s): Bridge

Obligation

Previous FY: \$1,072,929.00

SFY 2015: \$293.29

Total: \$1,073,222.29

Unobligated Balance

Total Unobligated: \$398,006.71

DES #: 1297268

Project Location: 7th Rd. Wetland/Stream Mitigation Site

Sponsor: Marshall Co.

County: Marshall



Environmental
Mitigation



Funding

Total Federal Funds: \$471,408.00

Funding Type(s): STP-Group IV

Obligation

Previous FY: \$ -

SFY 2015: \$365,312.92

Total: \$365,312.92

Unobligated Balance

Total Unobligated: \$106,095.08

DES #: 0810140

Project Location: 7th Rd. from Michigan St. to new US 31 interchange to Linden Trail

Sponsor: Marshall Co.

County: Marshall



Local Road



Funding

Total Federal Funds: \$8,098,246.00

Funding Type(s): STP-Group IV

Obligation

Previous FY: \$6,653,741.00

SFY 2015: \$458,092.80

Total: \$7,111,833.80

Unobligated Balance

Total Unobligated: \$986,412.20

DES #: 0600381

Project Location: South Gateway Improvements - Plymouth

Sponsor: Plymouth

County: Marshall



Funding

Total Federal Funds: \$1,100,000.00

Funding Type(s): Transportation
Alternatives

Obligation

Previous FY: \$979,772.84

SFY 2015: \$6,113.08

Total: \$985,885.92

Unobligated Balance

Total Unobligated: \$114,114.08

ST. JOSEPH COUNTY

SFY 2015 Annual Listing of Obligated Projects | July '14 - June '15

DES #	Project Description/Location	Sponsor	Project Category	Federal Programmed	Previously Obligated	SFY 2015 Obligation	Total Obligated	Unobligated Balance
0800046	New Bike & Pedestrian Tunnel under Mishawaka Ave. at Merrifield Park	Mishawaka	Bike & Pedestrian	\$ 2,003,743.00	\$ 2,003,743.00	\$ 63,099.87	\$ 2,066,842.87	\$ -
1173665	Town of North Liberty SRTS Improvements	North Liberty	Bike & Pedestrian	\$ 249,700.00	\$ 9,399.00	\$ 254,198.75	\$ 263,597.75	\$ -
1383395	Multi-Use Trail from Wrenwood Trail to School Dr.	North Liberty	Bike & Pedestrian	\$ 310,350.00	\$ -	\$ 43,200.00	\$ 43,200.00	\$ 267,150.00
1383396	East of Tamarack Rd. Multi-Use Trail along Abandon Railroad Properties	North Liberty	Bike & Pedestrian	\$ 560,830.00	\$ -	\$ 90,360.00	\$ 90,360.00	\$ 470,470.00
1382758	Boland Dr. from Portage Ave. to Riverside Dr.	South Bend	Bike & Pedestrian	\$ 1,200,000.00	\$ -	\$ 200,000.00	\$ 200,000.00	\$ 1,000,000.00
1400635	Sidewalk and curb ramp upgrade around Coquillard Primary School	South Bend	Bike & Pedestrian	\$ 436,680.00	\$ -	\$ 78,384.80	\$ 78,384.80	\$ 358,295.20
1400636	Sidewalk and curb ramp upgrade around Harrison Primary School	South Bend	Bike & Pedestrian	\$ 1,064,520.00	\$ -	\$ 80,798.40	\$ 80,798.40	\$ 983,721.60
1400638	Auten Rd. Multi-Use Trail from Laurel Rd. to SR 933	St. Joseph Co.	Bike & Pedestrian	\$ 732,000.00	\$ -	\$ 92,000.00	\$ 92,000.00	\$ 640,000.00
1400641	LaSalle Trail from Darden Rd. to Auten Rd.	St. Joseph Co.	Bike & Pedestrian	\$ 794,000.00	\$ -	\$ 137,120.00	\$ 137,120.00	\$ 656,880.00
0902236	Adams Rd. Multi-Use Trail from Elm Rd. to Cherry Rd.	St. Joseph Co.	Bike & Pedestrian	\$ 967,613.00	\$ 543,382.59	\$ 59,463.00	\$ 602,845.59	\$ 364,767.41
1383398	Walnut Rd. at Bridge #62 over Yellow Bank Creek	St. Joseph Co.	Bridge	\$ 674,520.00	\$ -	\$ 93,000.00	\$ 93,000.00	\$ 581,520.00
0600665	Mishawaka Ave. at Bridge #203	St. Joseph Co.	Bridge	\$ 3,432,000.00	\$ 3,639,299.00	\$ 104,687.98	\$ 3,743,986.98	\$ -
1382759	Intersection of Edison Rd. & Ash Rd.	St. Joseph Co.	Intersection	\$ 1,860,000.00	\$ -	\$ 56,368.00	\$ 56,368.00	\$ 1,803,632.00
1400640	Intersection of Fir Rd. & Brick Rd.- Roundabout	St. Joseph Co.	Intersection	\$ 2,400,000.00	\$ -	\$ 228,000.00	\$ 228,000.00	\$ 2,172,000.00
1400634	Bendix Dr. from Lathrop St. to I-80 Bridge	South Bend	Local Road	\$ 3,042,400.00	\$ -	\$ 242,400.00	\$ 242,400.00	\$ 2,800,000.00
1400637	Olive St. from Delaware St. to Railroad Crossing South of Tucker Dr.	South Bend	Local Road	\$ 2,168,000.00	\$ -	\$ 168,000.00	\$ 168,000.00	\$ 2,000,000.00
1400639	Douglas Rd. from Ivy Rd. to SR 23	St. Joseph Co.	Local Road	\$ 2,170,000.00	\$ -	\$ 1,120,000.00	\$ 1,120,000.00	\$ 1,050,000.00
0902286	McKinley Hwy Reconstruction/added travel lanes from Birch Road to Ash Rd.	St. Joseph Co.	Local Road	\$ 700,000.00	\$ -	\$ 700,000.00	\$ 700,000.00	\$ -
1400296	Intersection Improvement at McKinley Hwy and Ash Rd.	St. Joseph Co.	Signals	\$ 4,815,363.00	\$ -	\$ 908,800.00	\$ 908,800.00	\$ 3,906,563.00
1173205	SR 23 Streetscape Improvements between Center St. & Maple Ave.	North Liberty	Transportation Enhancement	\$ 411,200.00	\$ 135,840.00	\$ 2,599.03	\$ 138,439.03	\$ 272,760.97

Figure 17: Total Obligation by Project Type

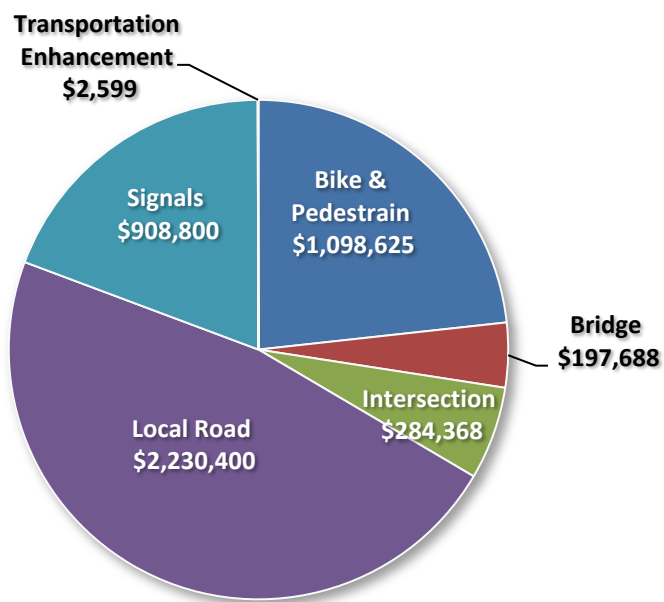


Figure 18: Total Number of Projects by Type

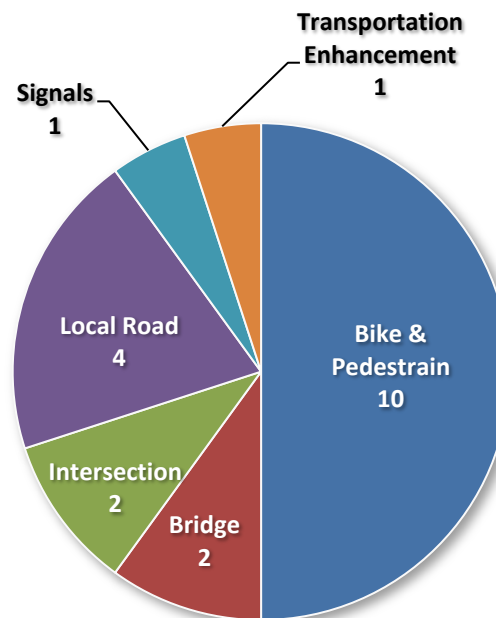
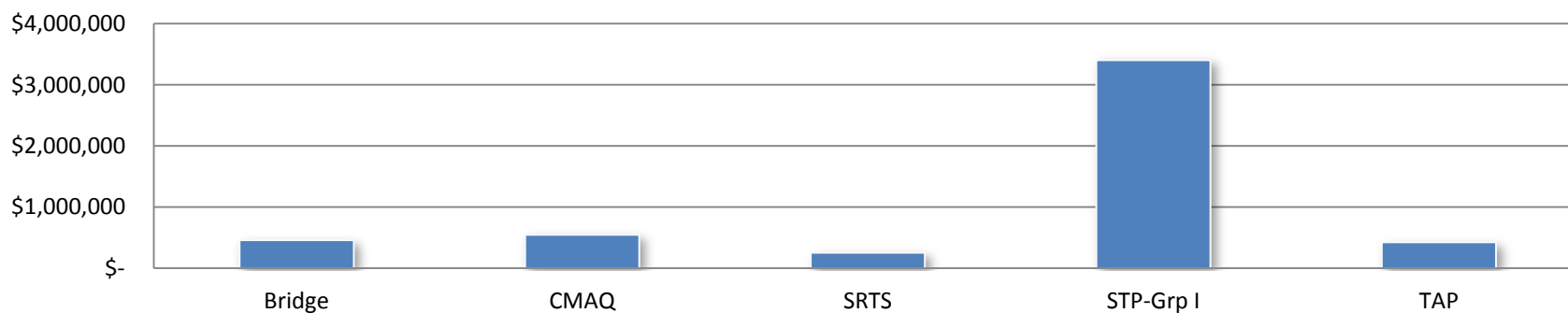


Figure 19: Total Obligation by Funding Type



DES #: 0800046


Project Location: New Bike & Pedestrian Tunnel under Mishawaka Ave. at Merrifield Park

Sponsor: Mishawaka

County: St. Joseph



Bike & Pedestrian



Funding

Total Federal Funds: \$2,003,743.00

Funding Type(s): CMAQ

Obligation

Previous FY: \$2,003,743.00

SFY 2015: \$63,099.87

Total: \$2,066842.87

Unobligated Balance

Total Unobligated: \$ -

DES #: 1383396

Project Location: East of Tamarack Rd. Multi-Use Trail along Abandon Railroad Properties

Sponsor: North Liberty

County: St. Joseph



Bike & Pedestrian



Funding

Total Federal Funds: \$560,830.00

Funding Type(s): Transportation
Alternatives

Obligation

Previous FY: \$ -

SFY 2015: \$90,360.00

Total: \$90,360.00

Unobligated Balance

Total Unobligated: \$470,470.00

DES #: 1383395

Project Location: Multi-Use Trail from Wrenwood Trail to School Dr.

Sponsor: North Liberty

County: St. Joseph



Bike & Pedestrian



Funding

Total Federal Funds: \$310,350.00

Funding Type(s): Transportation
Alternatives

Obligation

Previous FY: \$ -

SFY 2015: \$43,200.00

Total: \$43,200.00

Unobligated Balance

Total Unobligated: \$267,150.00

DES #: 1173665

Project Location: Town of North Liberty SRTS Improvements

Sponsor: North Liberty

County: St. Joseph



Bike & Pedestrian



Funding

Total Federal Funds: \$249,700.00

Funding Type(s): SRTS

Obligation

Previous FY: \$9,399.00

SFY 2015: \$254,198.75

Total: \$263,597.75

Unobligated Balance

Total Unobligated: \$ -

DES #: 1382758

Project Location: Boland Dr. from Portage Ave. to Riverside Dr.

Sponsor: South Bend

County: St. Joseph



Bike & Pedestrian



Funding

Total Federal Funds: \$1,200,000.00

Funding Type(s): CMAQ

Obligation

Previous FY: \$ -

SFY 2015: \$200,000.00

Total: \$200,000.00

Unobligated Balance

Total Unobligated: \$1,000,000.00

DES #: 1400635

Project Location: Coquillard Traditional School SRTS Improvements

Sponsor: South Bend

County: St. Joseph



Bike & Pedestrian



Funding

Total Federal Funds: \$436,680.00

Funding Type(s): STP-Group IV

Obligation

Previous FY: \$ -

SFY 2015: \$78,384.80

Total: \$78,384.80

Unobligated Balance

Total Unobligated: \$358,295.20

DES #: 1400636

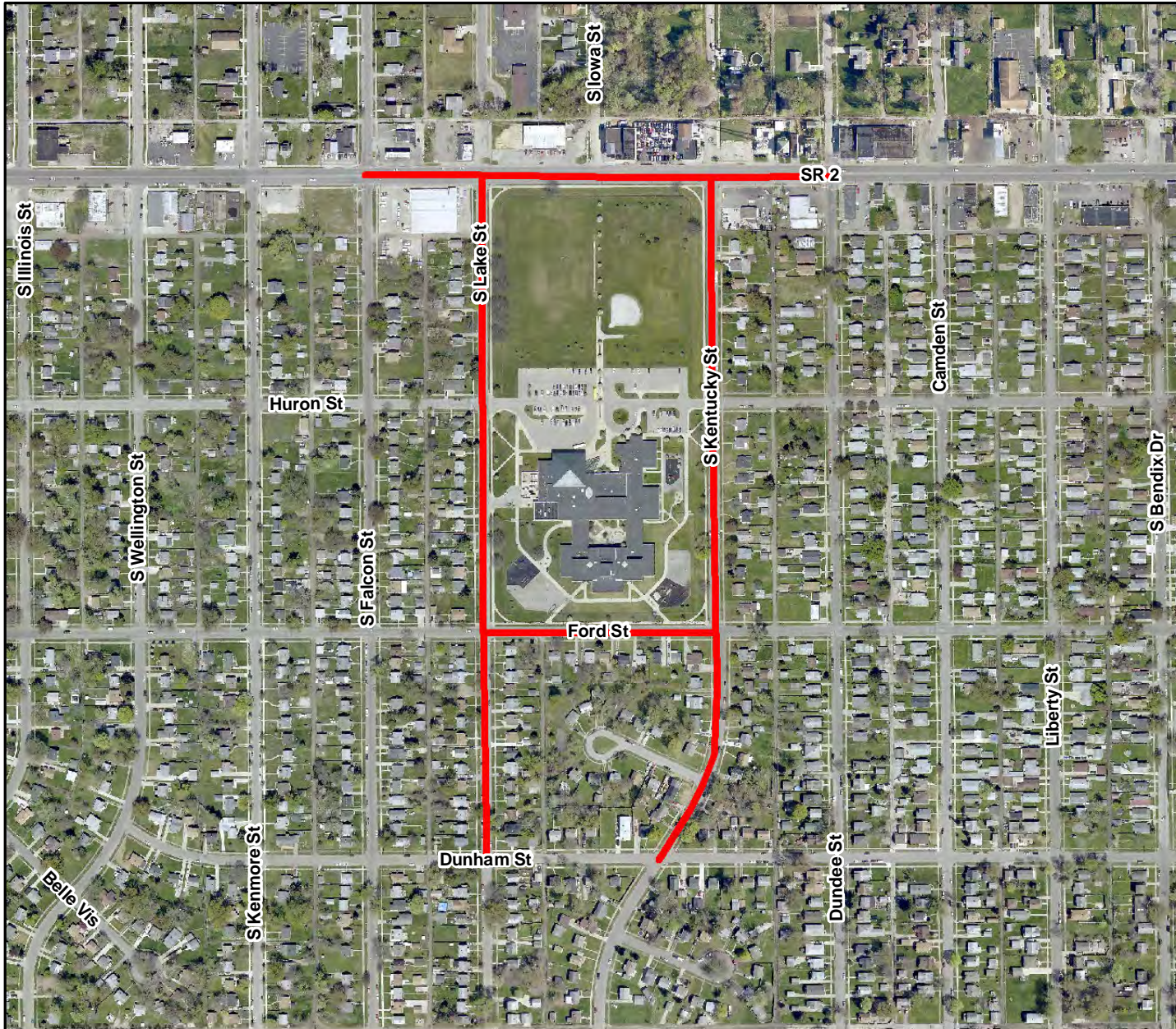
Project Location: Harrison Primary Center SRTS Improvements

Sponsor: South Bend

County: St. Joseph



Bike & Pedestrian



Funding

Total Federal Funds: \$1,064,520.00

Funding Type(s): STP-Group IV

Obligation

Previous FY: \$ -

SFY 2015: \$80,798.40

Total: \$80,798.40

Unobligated Balance

Total Unobligated: \$983,721.60

DES #: 0902236

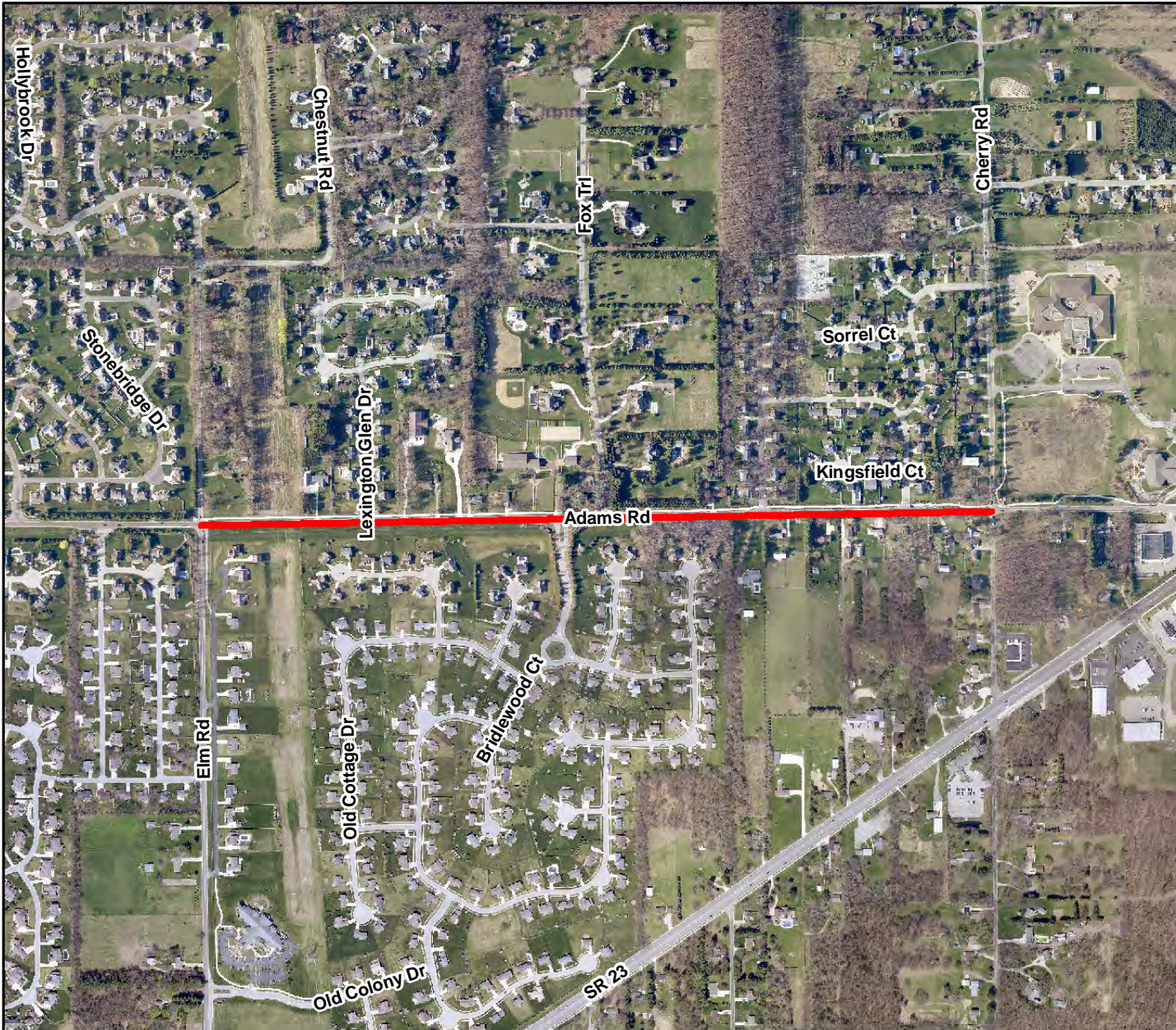
Project Location: Adams Rd. Multi-Use Trail from Elm Rd. to Cherry Rd.

Sponsor: St. Joseph Co.

County: St. Joseph



Bike & Pedestrian



Funding

Total Federal Funds: \$967,613.00

Funding Type(s): Transportation
Alternatives

Obligation

Previous FY: \$543,382.59

SFY 2015: \$59,463.00

Total: \$602,845.59

Unobligated Balance

Total Unobligated: \$364,767.41

DES #: 1400638

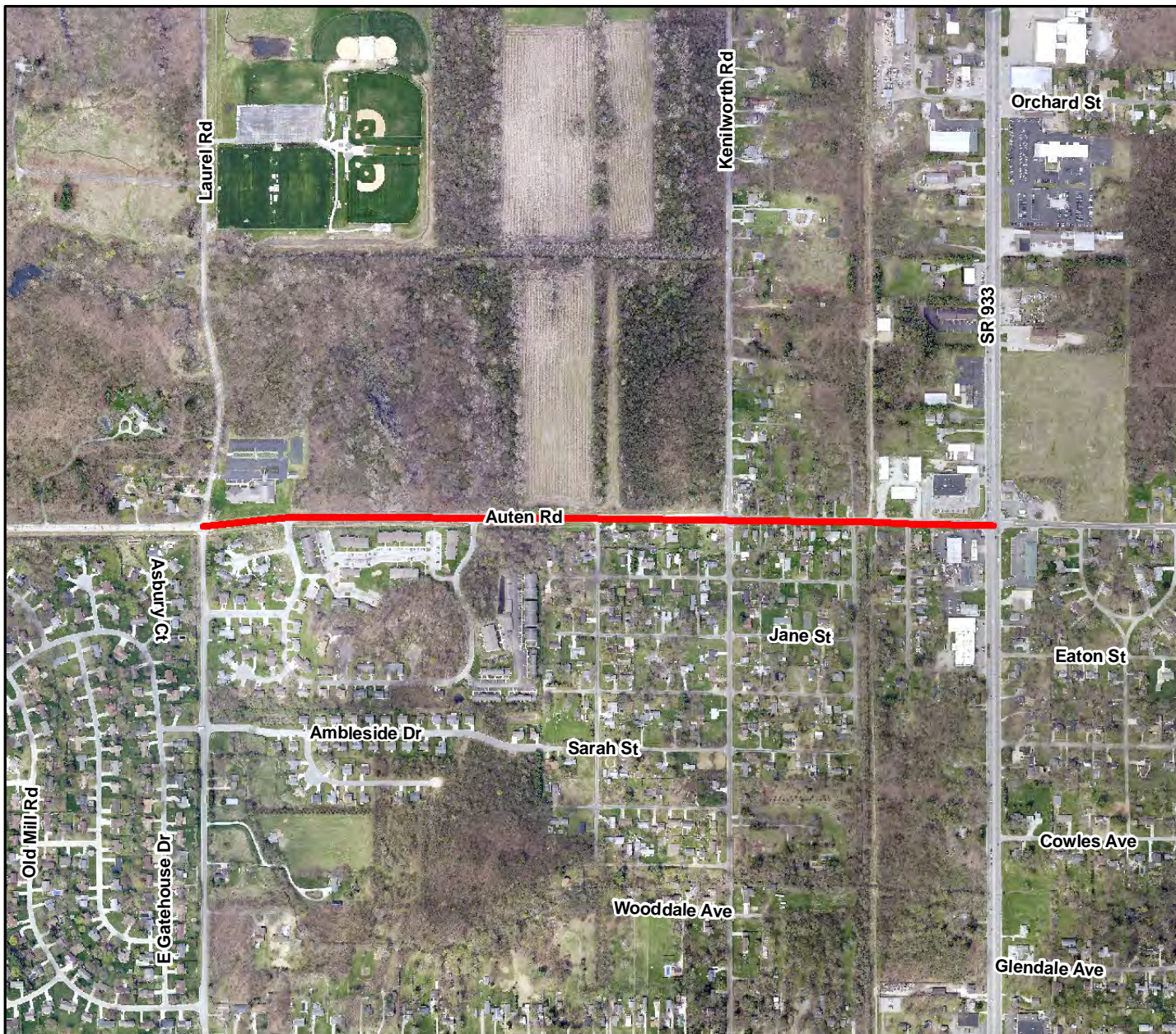
Project Location: Auten Rd. Multi-Use Trail from Laurel Rd. to SR 933

Sponsor: St. Joseph Co.

County: St. Joseph



Bike & Pedestrian



Funding

Total Federal Funds: \$732,000.00

Funding Type(s): Transportation
Alternatives

Obligation

Previous FY: \$ -

SFY 2015: \$92,000.00

Total: \$92,000.00

Unobligated Balance

Total Unobligated: \$640,000.00

DES #: 1400641

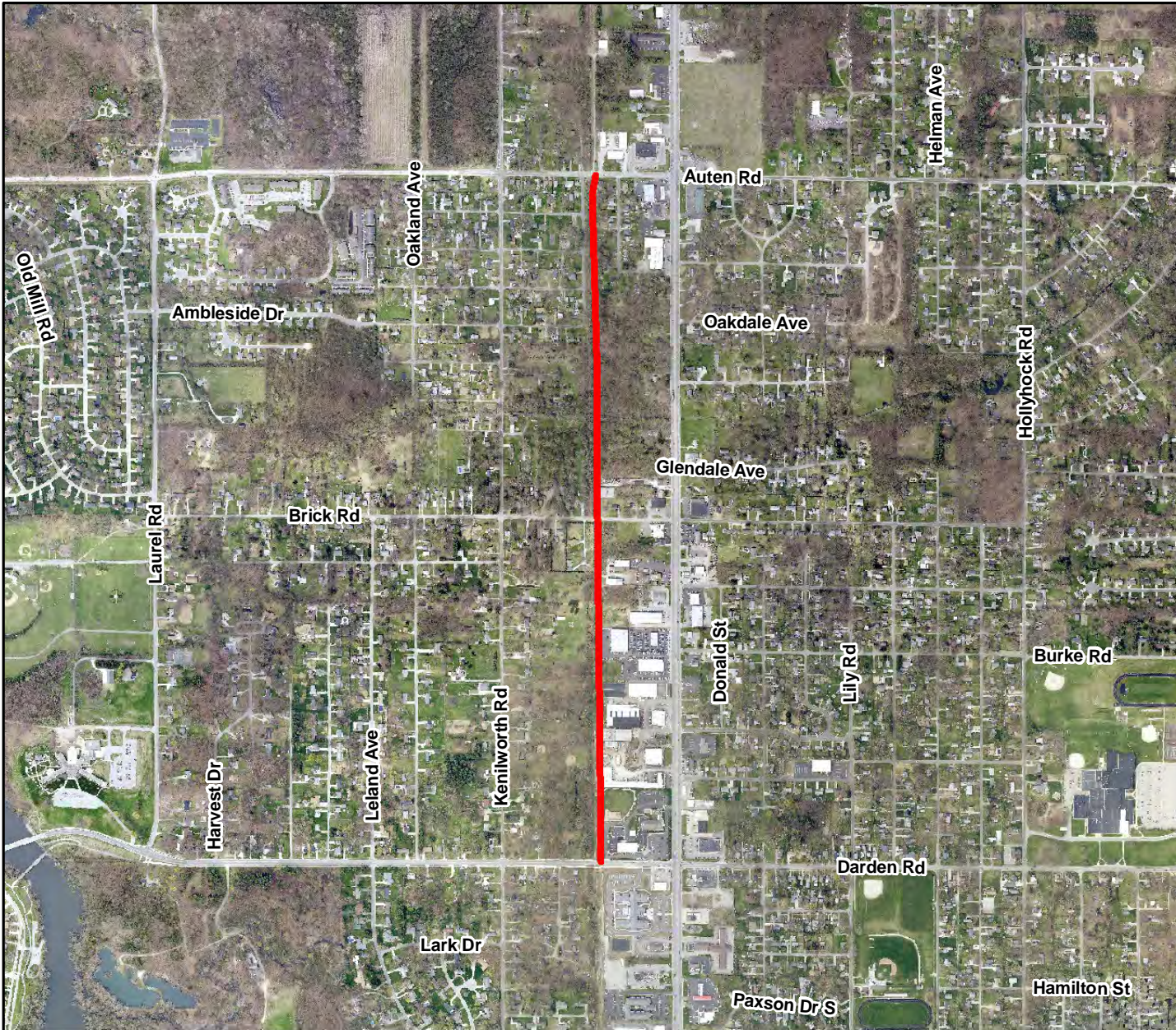
Project Location: LaSalle Trail from Darden Rd. to Auten Rd.

Sponsor: St. Joseph Co.

County: St. Joseph



Bike & Pedestrian



Funding

Total Federal Funds: \$794,000.00

Funding Type(s): Transportation
Alternatives

Obligation

Previous FY: \$ -

SFY 2015: \$137,120.00

Total: \$137,120.00

Unobligated Balance

Total Unobligated: \$656,880.00

DES #: 0600665

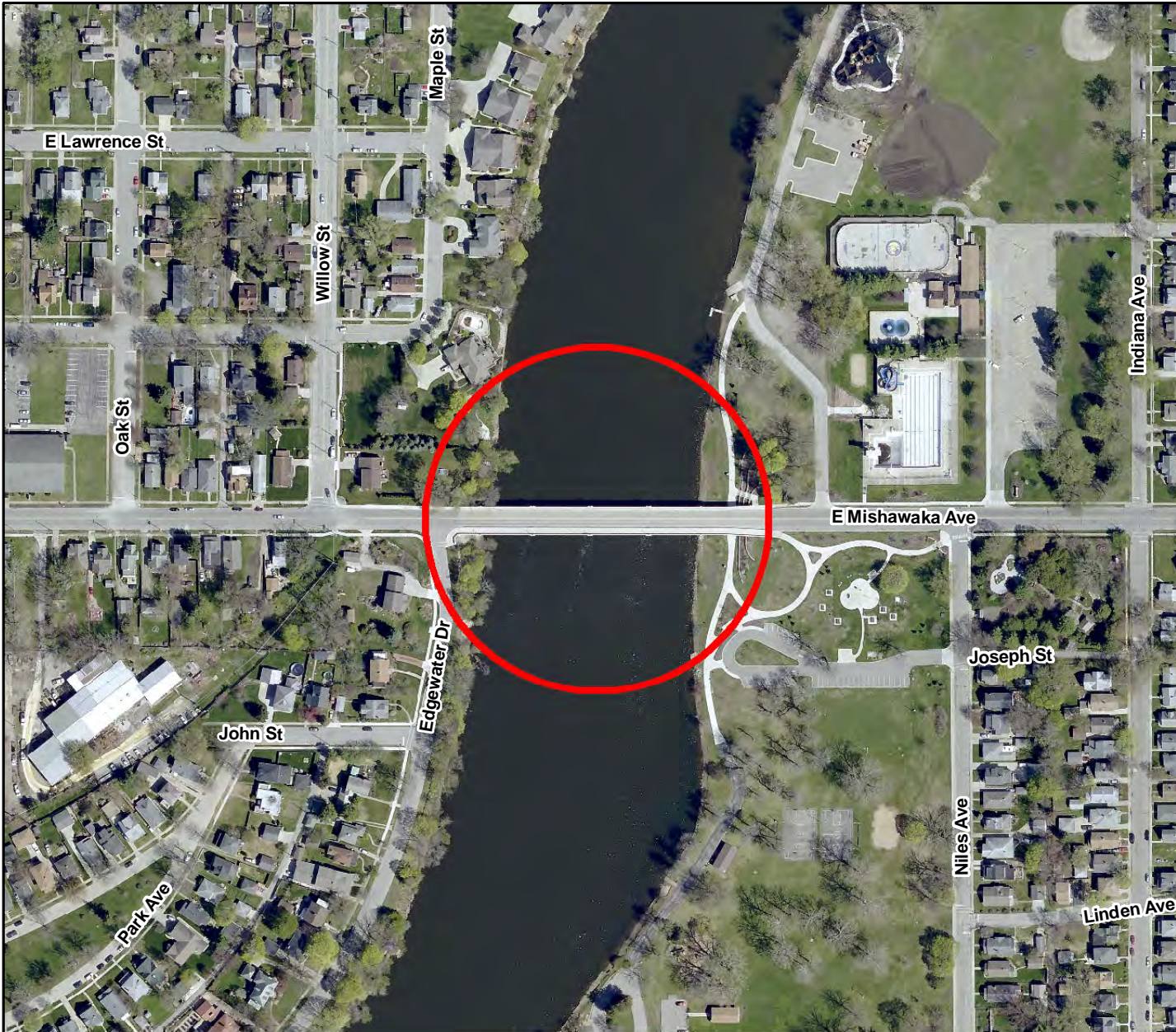
Project Location: Mishawaka Ave. at Bridge #203

Sponsor: St. Joseph Co.

County: St. Joseph



Bridge



Funding

Total Federal Funds: \$3,432,000.00

Funding Type(s): STP-Group IV

Obligation

Previous FY: \$3,639,299.00

SFY 2015: \$104,687.98

Total: \$3,743,986.98

Unobligated Balance

Total Unobligated: \$ -

DES #: 1383398

Project Location: Walnut Rd. at Bridge #62 over Yellow Bank Creek

Sponsor: St. Joseph Co.

County: St. Joseph



Bridge



Funding

Total Federal Funds: \$674,520.00

Funding Type(s): Bridge

Obligation

Previous FY: \$ -

SFY 2015: \$93,000.00

Total: \$93,000.00

Unobligated Balance

Total Unobligated: \$581,520.00

DES #: 1382759

Project Location: Intersection of Edison Rd. & Ash Rd.

Sponsor: St. Joseph Co.

County: St. Joseph



Intersection



Funding

Total Federal Funds: \$1,860,000.00

Funding Type(s): CMAQ

Obligation

Previous FY: \$ -

SFY 2015: \$56,368.00

Total: \$56,368.00

Unobligated Balance

Total Unobligated: \$1,803,632.00

DES #: 1400640

Project Location: Intersection of Fir Rd. & Brick Rd.

Sponsor: St. Joseph Co.

County: St. Joseph



Intersection



Funding

Total Federal Funds: \$2,400,000.00

Funding Type(s): CMAQ

Obligation

Previous FY: \$ -

SFY 2015: \$228,000.00

Total: \$228,000.00

Unobligated Balance

Total Unobligated: \$2,172,000.00

DES #: 1400634

Project Location: Bendix Dr. from Lathrop St. to I-80 Bridge

Sponsor: South Bend

County: St. Joseph



Local Road



Funding

Total Federal Funds: \$3,042,400.00

Funding Type(s): STP-Group IV

Obligation

Previous FY: \$ -

SFY 2015: \$242,400.00

Total: \$242,400.00

Unobligated Balance

Total Unobligated: \$2,800,000.00

County: St. Joseph



Local Road

Funding

Total Federal Funds: \$2,168,000.00

Funding Type(s): STP-Group IV

Obligation

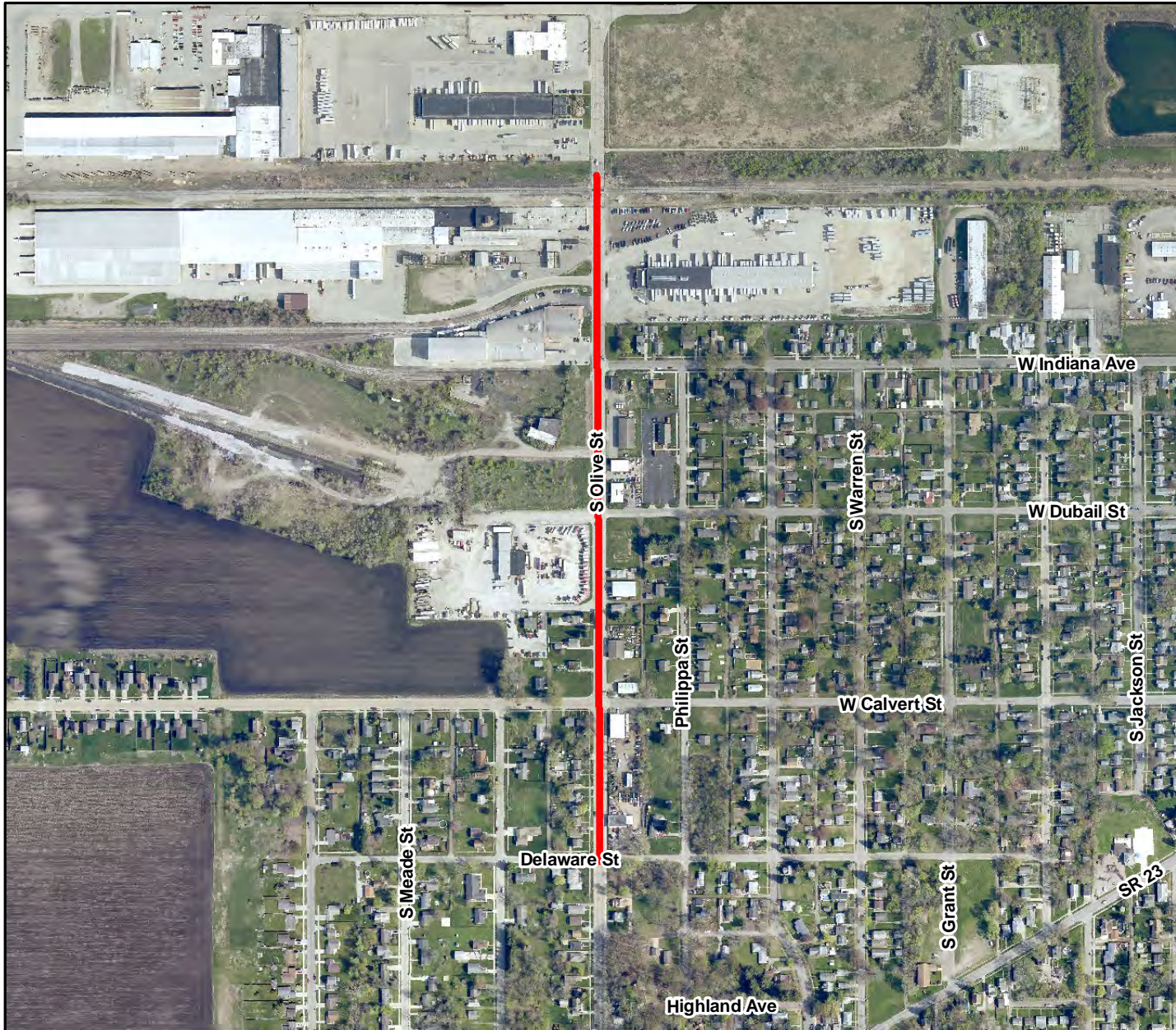
Previous FY: \$ -

SFY 2015: \$168,000.00

Total: \$168,000.00

Unobligated Balance

Total Unobligated: \$2,000,000.00



DES #: 1400639

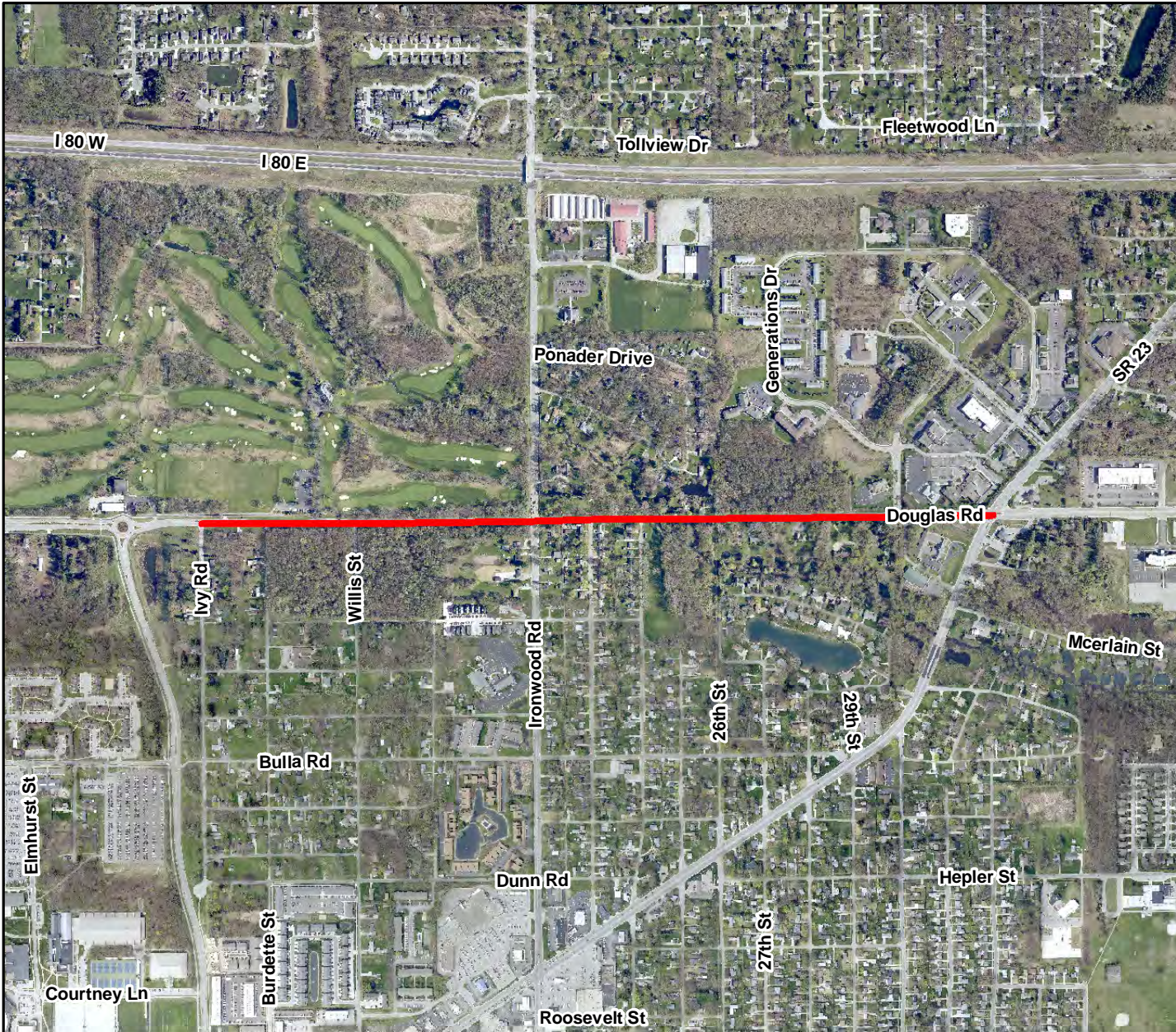
Project Location: Douglas Rd. from Ivy Rd. to SR 23

Sponsor: St. Joseph Co.

County: St. Joseph



Local Road



Funding

Total Federal Funds: \$2,170,000.00

Funding Type(s): STP-Group IV

Obligation

Previous FY: \$ -

SFY 2015: \$1,120,000.00

Total: \$1,120,000.00

Unobligated Balance

Total Unobligated: \$1,050,000.00

DES #: 0902286

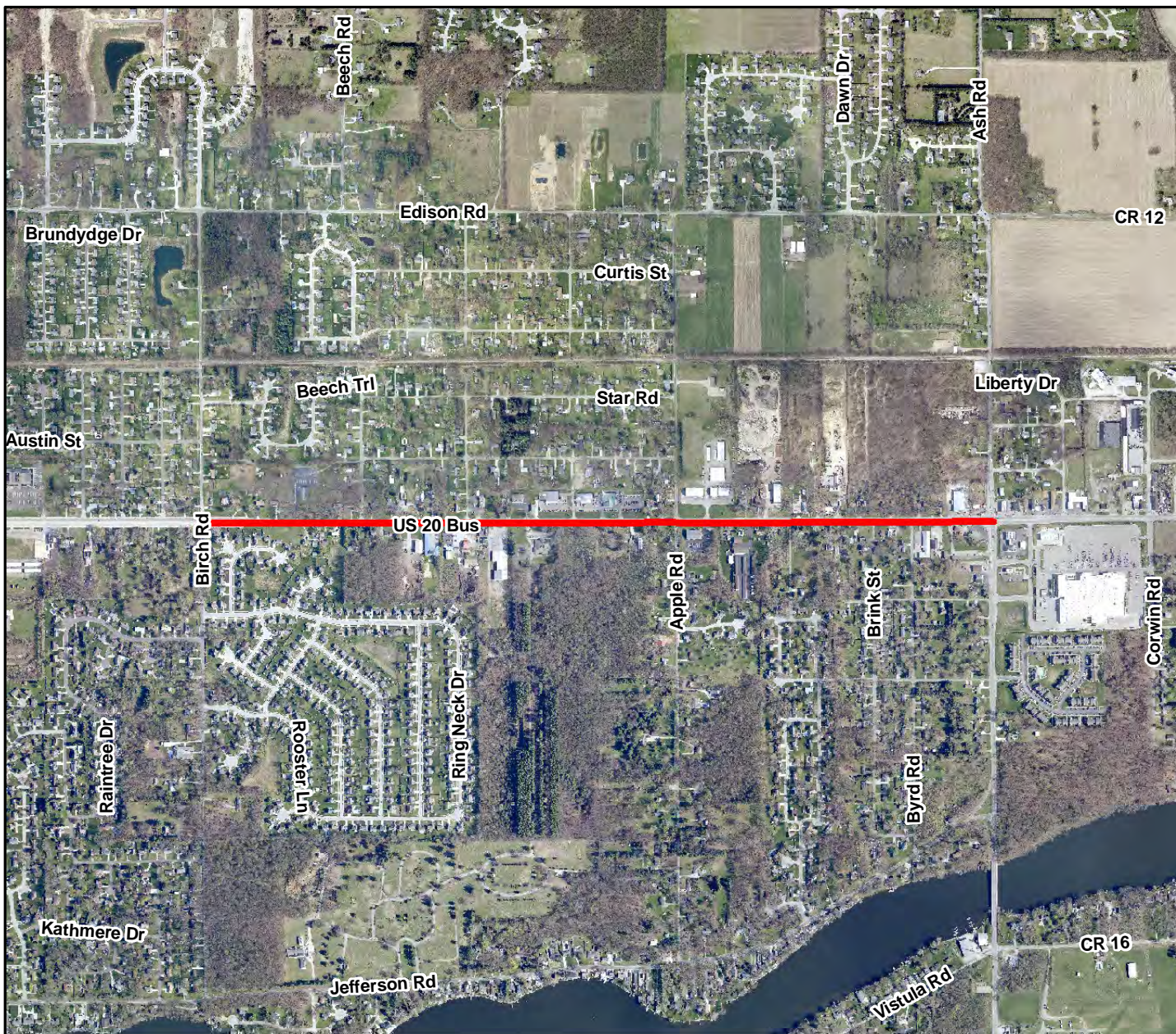
Project Location: McKinley Hwy. from Birch Rd. to Ash Rd.

Sponsor: St. Joseph Co.

County: St. Joseph



Local Road



Funding

Total Federal Funds: \$700,000.00

Funding Type(s): STP-Group IV

Obligation

Previous FY: \$ -

SFY 2015: \$700,000.00

Total: \$700,000.00

Unobligated Balance

Total Unobligated: \$ -

DES #: 1400296

Project Location: Intersection of McKinley Hwy. & Ash Rd.

Sponsor: St. Joseph Co.

County: St. Joseph



Funding

Total Federal Funds: \$4,815,363.00

Funding Type(s): STP-Group IV

Obligation

Previous FY: \$ -

SFY 2015: \$908,800.00

Total: \$908,800.00

Unobligated Balance

Total Unobligated: \$3,906,563.00

DES #: 1173205

Project Location: SR 23 Streetscape Improvements between Center St. & Maple Ave.

Sponsor: North Liberty

County: St. Joseph



Funding

Total Federal Funds: \$411,200.00

Funding Type(s): Transportation
Alternatives

Obligation

Previous FY: \$135,840.00

SFY 2015: \$2,599.03

Total: \$138,439.03

Unobligated Balance

Total Unobligated: \$272,760.97

APPENDIX A: FUNDING SOURCES

Appendix A describes the funding sources referenced in the SFY 2015 Annual List of Obligated Projects. The following funding categories are:

Bridge Funds

Bridge funds are available to all counties for bridge rehabilitations, replacements, and systematic preventative maintenance. Local public agency (LPA) must be in compliance with National Bridge Inspection Standards. To be eligible for bridge funding a bridge must meet four (4) criteria: 1) it must be on NBI database 2) sufficiency rating of 80 or less 3) classified as structurally deficient or functionally obsolete 4) cannot have been rehabbed or reconstructed in the last ten (10) years.

Congestion Mitigation Air Quality (CMAQ)

Congestion Mitigation Air Quality (CMAQ) provides flexible funding for transportation projects. Funding is available to reduce congestion and improve air quality for areas that do not meet NAAQS for ozone, carbon monoxide, or particular matter (non-attainment) and for areas that were once out of compliance but now meet the standard (maintenance). Within the MACOG region, St. Joseph and Elkhart Counties are considered maintenance areas and therefore are eligible for this funding.

Highway Safety Improvement Program (HSIP)

The goal of the program is to achieve a significant reduction in traffic fatalities and injuries on all public roads. HSIP requires a data driven and strategic approach to improving road safety that focuses on performance.

Safe Routes to School (SRTS)

Safe Routes to School (SRTS) funding is available statewide to cities, counties, towns, school districts, or state agencies and is intended to make walking and bicycling to school safe and routine. SRTS can be used on infrastructure projects up to \$250,000 and non-infrastructure projects which up to \$75,000. This program was eliminated in MAP-21, however all SRTS eligible projects are eligible for Transportation Alternative Program (TAP) funds.

Surface Transportation Program (STP)

The Surface Transportation Program (STP) is the primary funding source for transportation projects. It is separated into several categories: Group I, Group II, Group III, Group IV, and State.

Group I – This is designated for use for urbanized areas with populations of at least 200,000. In the Michiana region, it is available for the South Bend Urbanized Area.

Group II – This is designated for use for urbanized areas with populations greater than or equal to 50,000 but less than

200,000. In the Michiana region, it is available to the Elkhart/Goshen Urbanized Area.

Group III – Is available for use in cities and towns greater or equal to 5,000 but less than 50,000. In the Michiana region, it is available to Nappanee, Plymouth, and Warsaw.

Group IV – is available for use in towns in rural areas that have populations under 5,000 and non-urbanized portions of counties.

Transportation Alternative Program (TAP)

Transportation Alternative Program (TAP) was introduced in MAP-21 and provides funding for programs and projects defined as transportation alternatives. TAP projects could include bicycle and pedestrian facilities, improving access to public transportation, community improvement activities, safe routes to school projects, and projects for constructing roadways largely in the right-of-way of former Interstate System routes or other divided highways.

APPENDIX B: PROJECT TYPE

Appendix B describes the eight (8) project types recorded in SFY 2015. Table 1 shows each project type icon and category of work represented in each project profile.









 <p>Bike & Pedestrian Bike/Pedestrian Facilities Sidewalks and ADA Safe Routes to School</p>	 <p>Local Road Added Travel Lanes New Road Construction Road Construction Road Reconstruction Surface Treatment</p>
 <p>Bridge Bridge Rehabilitation Bridge Replacement Bridge Maintenance New Bridge Construction</p>	 <p>Safety Local Safety Projects Sign Replacement Traffic Calming Railroad Grade Crossing</p>
 <p>Environmental Wetland/Stream Mitigation</p>	 <p>Signals New Signal Traffic Signal Modernization</p>
 <p>Intersection Intersection Improvement Roundabouts</p>	 <p>Transportation Enhancement Downtown Beautification Transportation Enhancement</p>

Table 1: Project Type Icons

This Document was prepared by:



227 W. Jefferson Blvd. - 1120 County - City Bldg – South Bend, IN
P: 574-287-1829 F: 574-239-4072