

SFY 2018 Annual Listing of Obligated Projects

July 2017 - June 2018



574/287-1829
574/287-1840 (fax)
macogdir@macog.com
www.macog.com



Olive & Sample Bridges over Norfolk Southern, St. Joseph County, IN

Table of Contents

Introduction.....	1
Summary of Obligated Projects	
Total Obligation.....	2
LPA Obligated Project Summary	
County Funding Breakdown	3
Funding Type Breakdown.....	4
Project Type Breakdown.....	5
LPA Project Profiles	
Elkhart County	6 - 16
Kosciusko County	17 - 22
Marshall County	23 - 31
St. Joseph County	32 – 56
Appendix A	
Funding Sources.....	57 - 58
Appendix B	
Project Type	59

INTRODUCTION

The Michiana Area Council of Governments (MACOG) is the regional planning agency responsible for transportation planning in Elkhart, Kosciusko, Marshall, and St. Joseph Counties in Indiana. MACOG is the designated Metropolitan Planning Organization (MPO) for St. Joseph and Elkhart Counties, and as well serves as the Rural Planning Organization (RPO) for Kosciusko and Marshall Counties.

As the designated MPO for the region, Federal law requires MACOG to prepare a Transportation Improvement Program (TIP) to indicate how the Metropolitan Transportation Plan (MTP) will be implemented. The TIP identifies projects programmed regionally for federal funding under several programs including Surface Transportation Program (STP), Highway Safety Improvement Program (HSIP), Congestion Mitigation Air Quality (CMAQ), Federal Transit Administration Section 5307, 5309, 5310 and 5339 Programs, and other federal transportation programs.

MPOs are required under the authorized transportation bill, Fixing America's Surface Transportation (FAST) Act, to publish an annual listing of projects which funds have been obligated in the preceding

year as a record of project delivery and progress report for public information and disclosure.

An obligation is the Federal government's legal commitment to pay the Federal share of a project. Projects for which funds have been obligated are not necessarily initiated or completed in the program year, and the amount of the obligation will not necessarily equal the total cost of the project. For Federal Transit Administration (FTA) projects, obligation occurs when the FTA grant is awarded. For Federal Highway Administration (FHWA) projects, obligation occurs when a project agreement is executed and the state or grantee requests that the funds be obligated.

In addressing FAST Act requirements, this report lists all transportation projects in the region that were obligated during state fiscal year 2018 (July 1, 2017 – June 30, 2018). The Annual Listing of Obligated Projects is consistent with the project listing in the TIP. This includes project description, designation number, as well as the amount of funds programmed in the TIP and its funding source; see Appendix A for list of applicable funding sources.

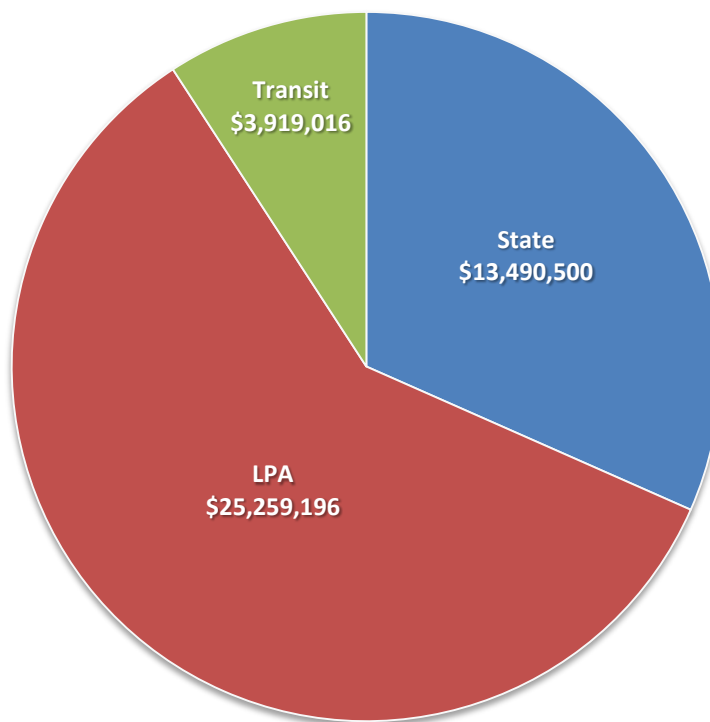
SUMMARY OF OBLIGATED PROJECTS

Total Obligation

Projects are obligated by three sponsoring agencies: Local Public Agencies (LPA), Transit, and the Indiana Department of Transportation (INDOT). Figure 1 shows the funding breakdown of all of the projects that were obligated by each agency in SFY 2018. The total obligation in the MACOG region was approximately \$38.7 million; State sponsored were \$13.5 million, locally sponsored projects reached \$25.2 million and transit projects obligated \$3.9 million.

The remainder of this report will focus on the LPA sponsored projects showing breakdown by county, funding source and. Additionally, profile sheets are included for each project, categorized by county, showing its location, project type, and obligation amounts.

Figure 1: Total Obligation by Sponsoring Agencies



LPA OBLIGATED PROJECT SUMMARY

County Funding Breakdown

In SFY 2018, there were 39 obligated projects sponsored by LPAs in the MACOG region. These LPAs included the Cities of Elkhart, Goshen, Plymouth, South Bend, Mishawaka and Warsaw; the town of North Liberty; the Counties of Elkhart, Kosciusko, Marshall, and St. Joseph. Figure 2 shows the total amount of funds that were obligated in each county. St. Joseph County had the highest amount of obligations of \$16 million, making up 63 percent of total funds and Elkhart County obligated \$6.5 million, adding 26 percent. Kosciusko and Marshall Counties came in with a combined total of \$2.6 million in obligated funds.

Figure 2: Total LPA Obligated Funds

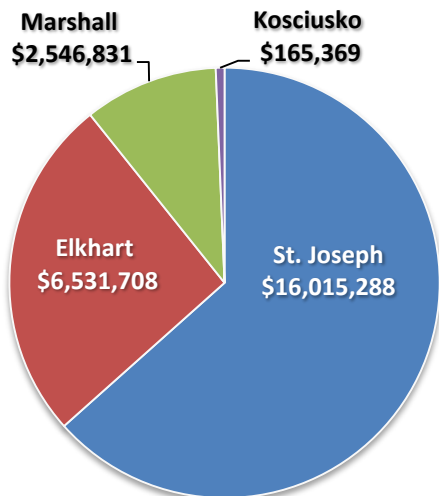
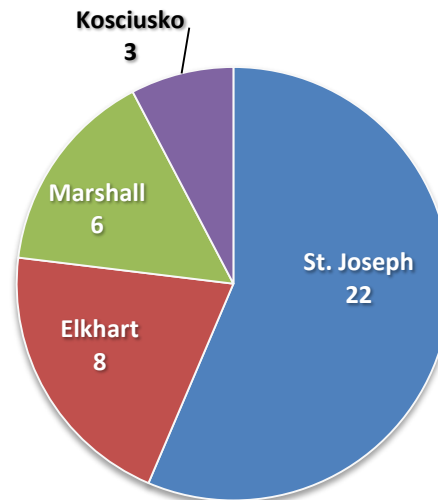


Figure 3 shows the total number of projects obligated in each county. St. Joseph County obligated 22 projects or 56 percent of the total number of projects and Elkhart County obligated 8 projects,

Figure 3: Total Count of LPA Projects



making up 21 percent of the total. Combined Kosciusko and Marshall Counties obligated funds for 9 projects that made up 23 percent of the total number of projects.

Funding Type Breakdown

There were 8 funding sources used on obligated projects in SFY 2018, see Appendix A for description of each funding source. Figure 4 depicts the amount of federal funds obligated by funding type. The Surface Transportation Program (STP) Groups I-IV had the most obligated at approximately \$15.3 million. Transportation Alternative Program (TAP) combined with Congestion Mitigation Air Quality (CMAQ) followed with a combined total of 7.2 million. Additionally, the other category obligated close to 2.6 million; which consisted of Bridge and Congressional High Priority Project (CHPP).

Figure 4: Total Obligations by Funding Type

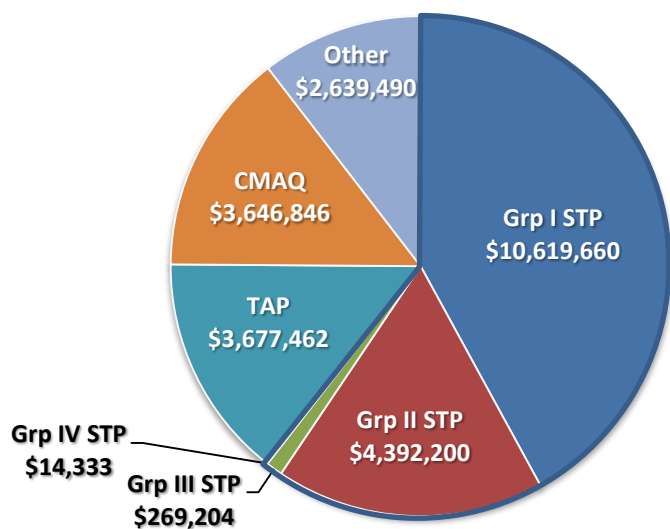
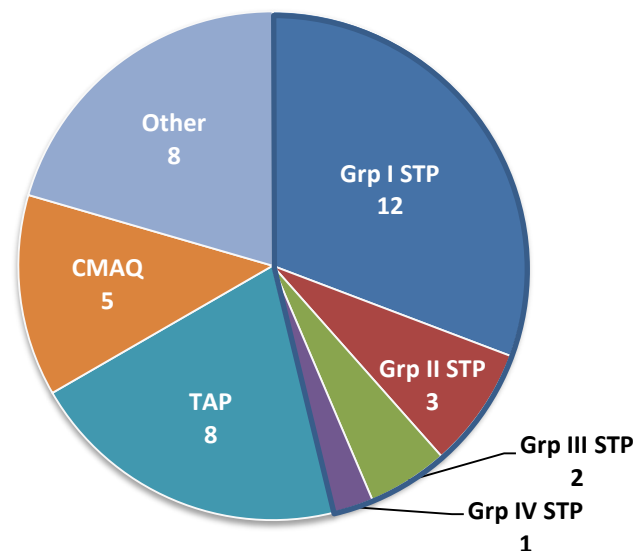


Figure 5 shows the total number of obligated projects by each funding source. The MACOG region had 39 projects obligated

Figure 5: Total Count of Projects by Funding Type



for approximately \$25.3 million. STP Groups I – IV had the most projects obligated with 18 projects, which made up 46 percent of the total. The next highest was TAP and Other with 8 projects each, accounting for 41 percent of the total number of projects, followed by Congestion Mitigation Air Quality (CMAQ) projects, totaling 5.

Project Type Breakdown

Projects can also be broken down into project type. There were 4 project types which obligated in SFY 2018; Bike/Pedestrian Facilities, Bridge, Intersection & Local Road; see Appendix B for more information on each project type.

Figure 6 shows the total amount of funds obligated in SFY 2018 for each project type and Figure 7 shows the total number of projects with funding obligated to by each project type. Local Road projects had the most funding at 11.2 million, or 45 percent of the total projects.

Figure 6: Total Obligation by Project Type

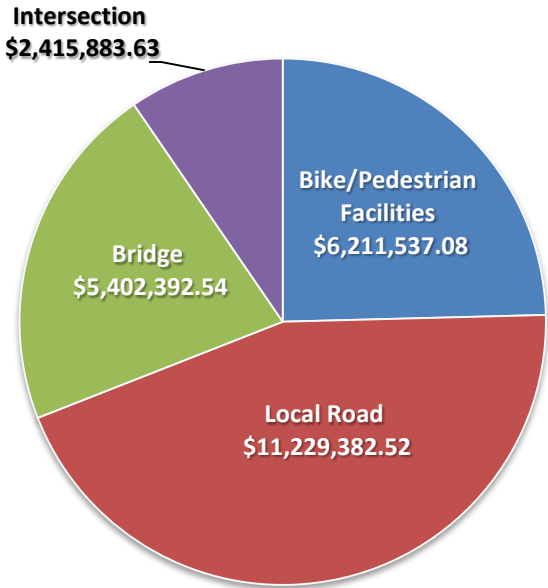
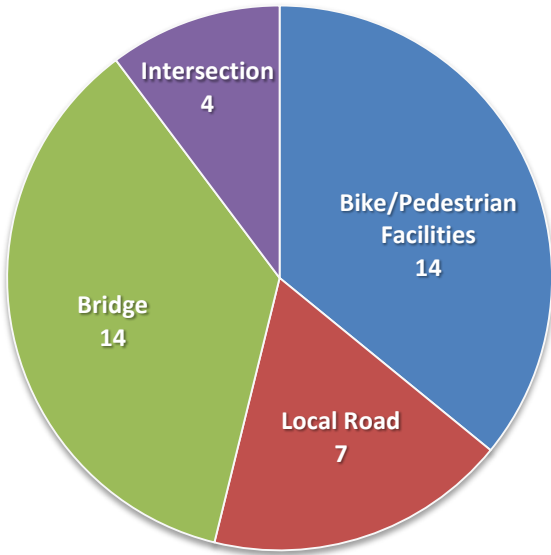


Figure 7: Total Count of Project Types



Detailed maps are included for each project highlighting the project’s DES number, location, sponsor, TIP programmed funding and obligation amounts.

Some of the aerial imagery on the maps may be outdated and may not reflect the current project improvements.

The following pages are profiles of each of the LPA sponsored projects obligated during SFY 2018.

ELKHART COUNTY

DES #	Project Description/Location	Sponsor	County	Project Type	Funding Type	Federal Programmed	Previously Obligated (Prior to SFY 2018)	SFY 2018 Obligated	Total Obligation	Unobligated Balance
0600463	Prairie St and NS RR Grade Separation between Main and Middlebury Sts	Elkhart	Elkhart	Bridge	CHPP	\$ 17,985,831.00	\$ 12,954,910.32	\$ 47,228.48	\$ 13,002,138.80	\$ 4,983,692.20
1400841	Brg No 102 on CR 35 over the Little Elkhart River	Elkhart County	Elkhart	Bridge	Bridge	\$ 796,756.00	\$ 128,000.00	\$ 632,989.10	\$ 760,989.10	\$ 35,766.90
1700309	Bridge 152 on Mishawaka Rd over Yellow Creek	Elkhart County	Elkhart	Bridge	Grp II STP	\$ 329,120.00	\$ -	\$ 249,120.00	\$ 249,120.00	\$ 80,000.00
1700310	CR 17 Multi-Use Path: From US 33 to CR 45	Elkhart County	Elkhart	Bike/Pedestrian Facilities	CMAQ	\$ 328,880.00	\$ -	\$ 256,880.00	\$ 256,880.00	\$ 72,000.00
1297229	South Link Rd: Bridge 414 over NS RR	Goshen	Elkhart	Bridge	Grp II STP	\$ 1,566,182.00	\$ 1,565,942.00	\$ 240.00	\$ 1,566,182.00	\$ -
1382811	NW Bike and Pedestrian Walkway, from existing path along Bashor to US 33	Goshen	Elkhart	Bike/Pedestrian Facilities	CMAQ	\$ 2,298,070.00	\$ -	\$ 1,120,697.95	\$ 1,120,697.95	\$ 1,177,372.05
1400713	Kercher Rd: NS RRing to Diedorff Rd	Goshen	Elkhart	Local Road	Grp II STP	\$ 5,523,218.40	\$ 1,380,378.00	\$ 4,142,840.00	\$ 5,523,218.00	\$ 0.40
1400995	Ninth St Multi-Use Path: from College Ave to Purl St	Goshen	Elkhart	Bike/Pedestrian Facilities	TAP	\$ 1,400,000.00	\$ 137,280.00	\$ 81,712.00	\$ 218,992.00	\$ 1,181,008.00

Figure 8: Total Obligation by Project Type

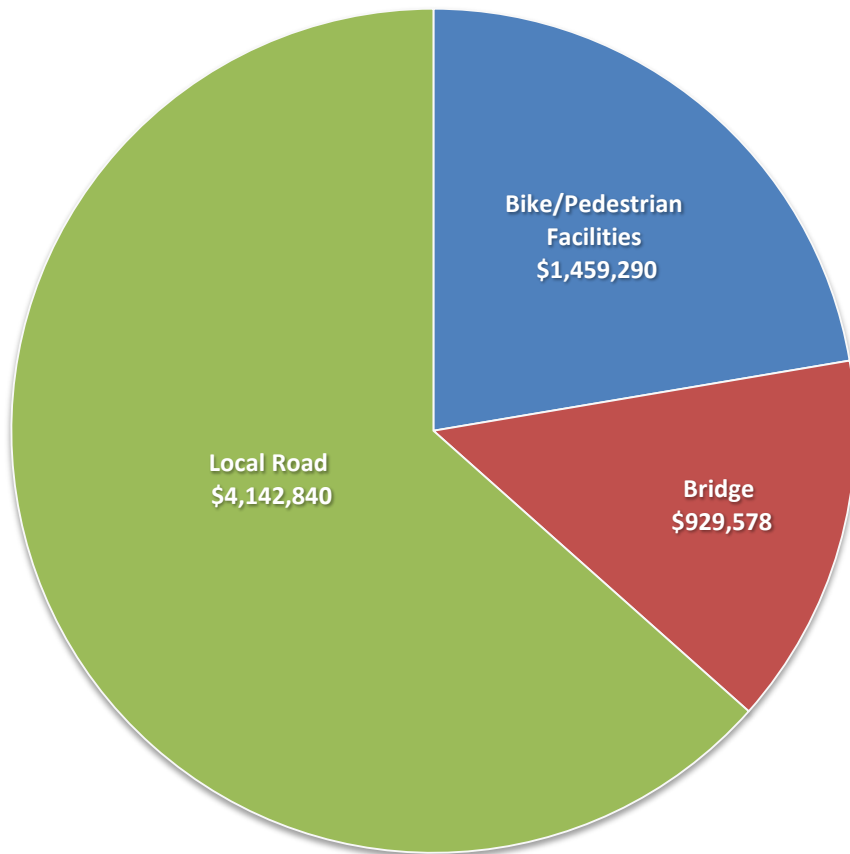
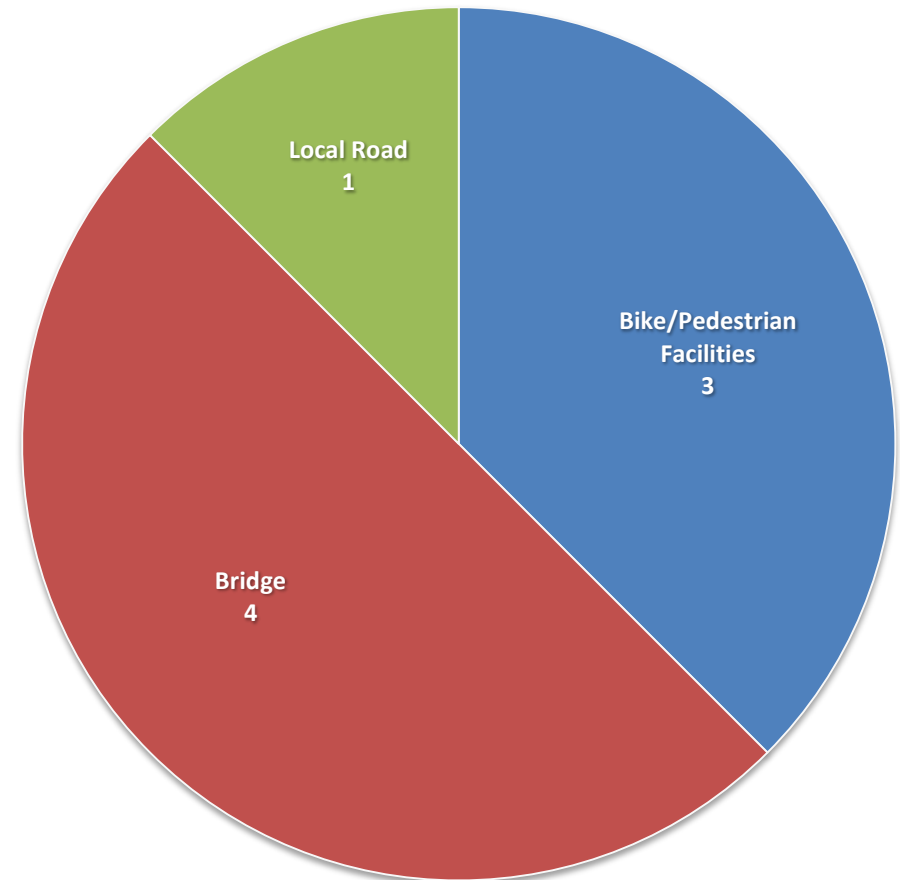


Figure 9: Total Number of Projects by Type




DES #: 0600463

Project Location: Prairie St and NS RR Grade Separation between Main and Middlebury Sts

Sponsor: Elkhart

County: Elkhart



Funding

Total Federal Funds: \$17,985,831.00

Funding Type(s): CHPP

Obligation

Previous FY: \$12,954,910.32

SFY 2018: \$47,228.48

Total: \$13,002,138.80

Unobligated Balance


Total Unobligated: \$4,983,692.20

DES #: 1400841

Project Location: Brg No 102 on CR 35 over the Little Elkhart River

Sponsor: Elkhart County

County: Elkhart



Funding

Total Federal Funds: \$796,756.00

Funding Type(s): Bridge

Obligation

Previous FY: \$128,000.00

SFY 2018: \$632,989.10

Total: \$760,989.10

Unobligated Balance

Total Unobligated: \$35,766.90

DES #: 1700309

Project Location: Bridge 152 on Mishawaka Rd over Yellow Creek

Sponsor: Elkhart County

County: Elkhart



Funding

Total Federal Funds: \$329,120.00

Funding Type(s): Grp II STP

Obligation


Previous FY: \$0.00

SFY 2018: \$249,120.00

Total: \$249,120.00

Unobligated Balance

Total Unobligated: \$80,000.00



DES #: 1700310


Project Location: CR 17 Multi-Use Path: From US 33 to CR 45

Sponsor: Elkhart County

County: Elkhart



BIKE & PEDESTRIAN



Funding

Total Federal Funds: \$328,880.00

Funding Type(s): CMAQ

Obligation

Previous FY: \$0.00

SFY 2018: \$256,880.00

Total: \$256,880.00

Unobligated Balance

Total Unobligated: \$72,000.00

DES #: 1297229

Project Location: South Link Rd: Bridge 414 over NS RR

Sponsor: Goshen

County: Elkhart



Funding

Total Federal Funds: \$1,566,182.00

Funding Type(s): Grp II STP

Obligation

Previous FY: \$1,565,942.00

SFY 2018: \$240.00

Total: \$1,566,182.00

Unobligated Balance

Total Unobligated: \$0.00

DES #: 1382811

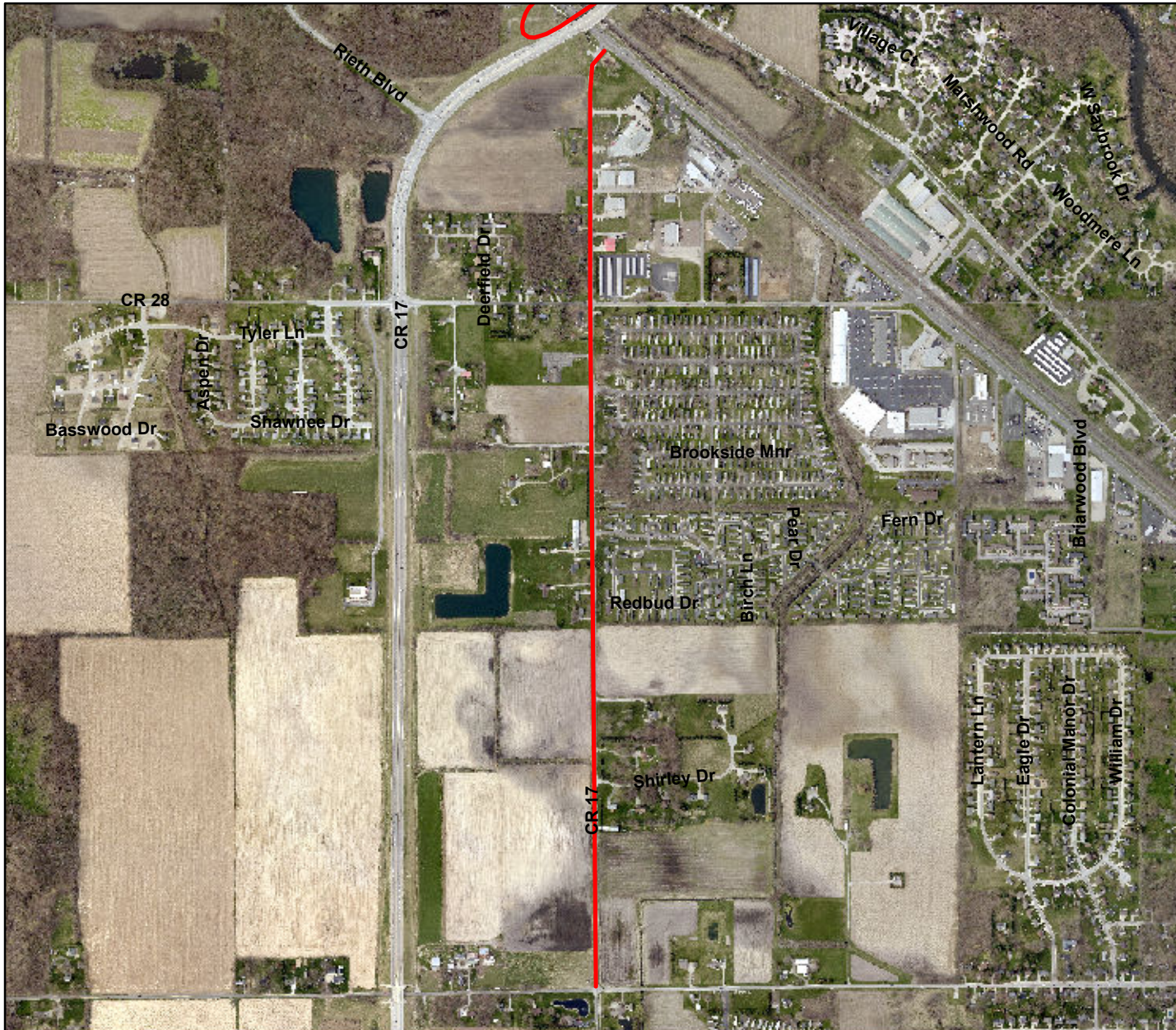
Project Location: NW Bike and Pedestrian Walkway, from existing path along Bashor to US 33

Sponsor: Goshen

County: Elkhart



BIKE & PEDESTRIAN



Funding

Total Federal Funds: \$2,298,070.00

Funding Type(s): CMAQ

Obligation

Previous FY: \$0.00

SFY 2018: \$1,120,697.95

Total: \$1,120,697.95

Unobligated Balance

Total Unobligated: \$1,177,372.05

DES #: 1400713

Project Location: Kercher Rd: NS RRXing to Diedorff Rd

Sponsor: Goshen

County: Elkhart



LOCAL ROAD



Funding

Total Federal Funds: \$5,523,218.40

Funding Type(s): Grp II STP

Obligation

Previous FY: \$1,380,378.00

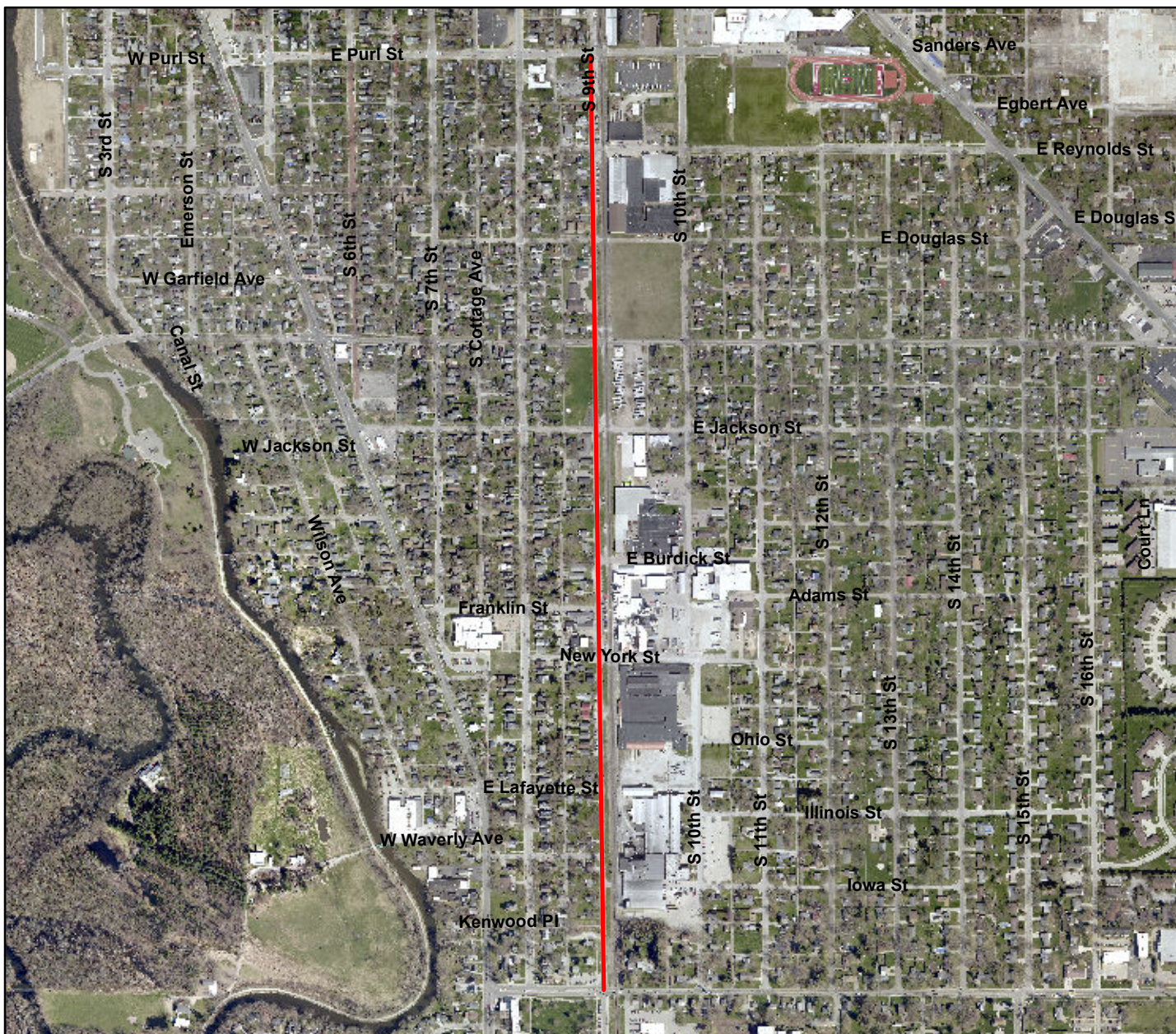
SFY 2018: \$4,142,840.00

Total: \$5,523,218.00

Unobligated Balance

Total Unobligated: \$0.40

County: Elkhart



Funding Type(s): TAP

Total: \$218,992.00

Total Unobligated: \$1,181,008.00

KOSCIUSKO COUNTY

DES #	Project Description/Location	Sponsor	County	Project Type	Funding Type	Federal Programmed	Previously Obligated (Prior to SFY 2018)	SFY 2018 Obligated	Total Obligation	Unobligated Balance
1400786	E. Market St: from Hickory to Bronson St.	Warsaw	Kosciusko	Local Road	Grp III STP	\$ 1,769,440.00	\$ 202,560.00	\$ 12,000.00	\$ 214,560.00	\$ 1,554,880.00
1592891	Countywide Bridge Inspection and Inventory Program for Cycle Years 2018-2021	Kosciusko County	Kosciusko	Bridge	Bridge	\$ 220,399.64	\$ -	\$ 139,035.70	\$ 139,035.70	\$ 81,363.94
0710955	Western Rte. Old US 30 at Zimmer Rd Ph 3	Kosciusko County	Kosciusko	Intersection	Grp IV STP	\$ 2,474,446.00	\$ 2,036,430.94	\$ 14,333.36	\$ 2,050,764.30	\$ 423,681.70

Figure 10: Total Obligation by Project Type

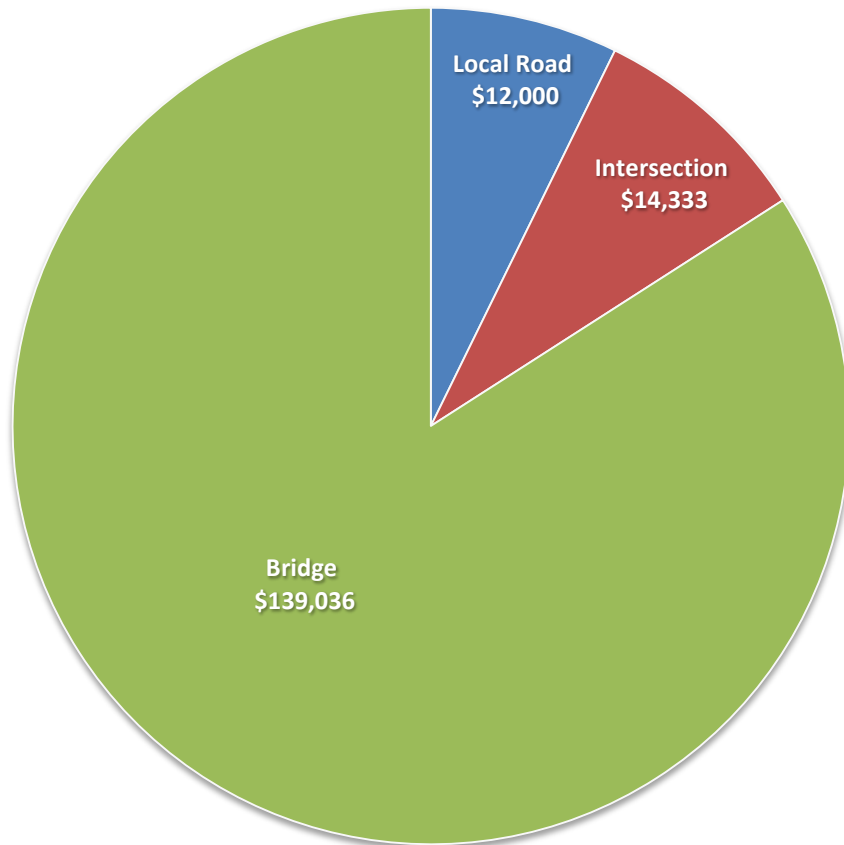
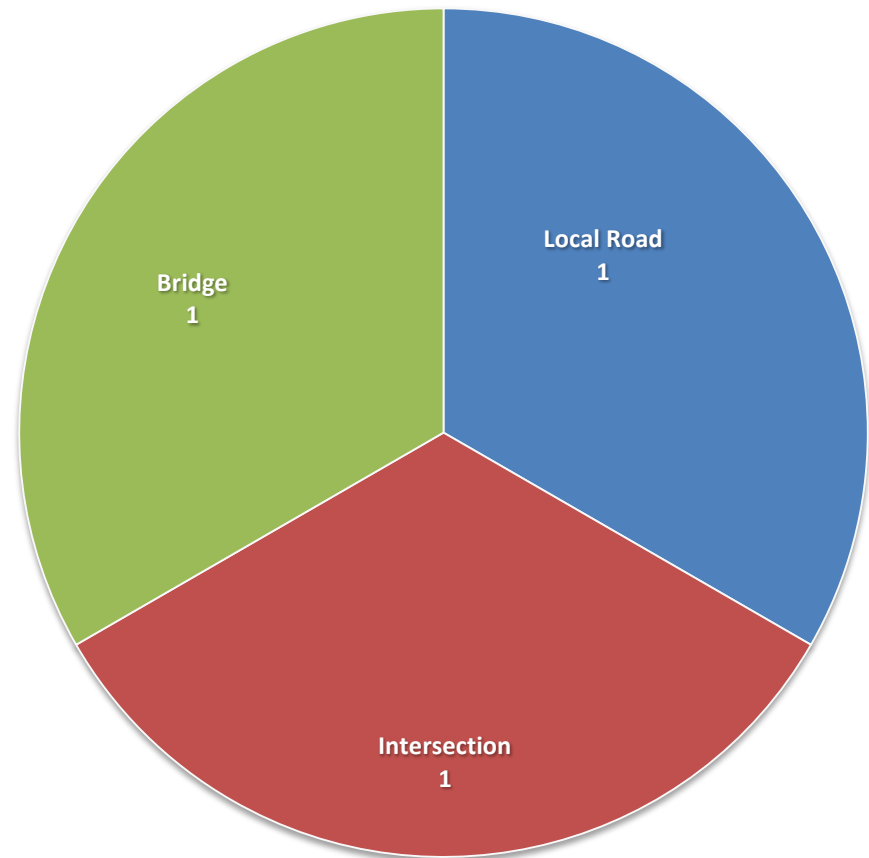


Figure 11: Total Number of Projects by Type



DES #: 1400786

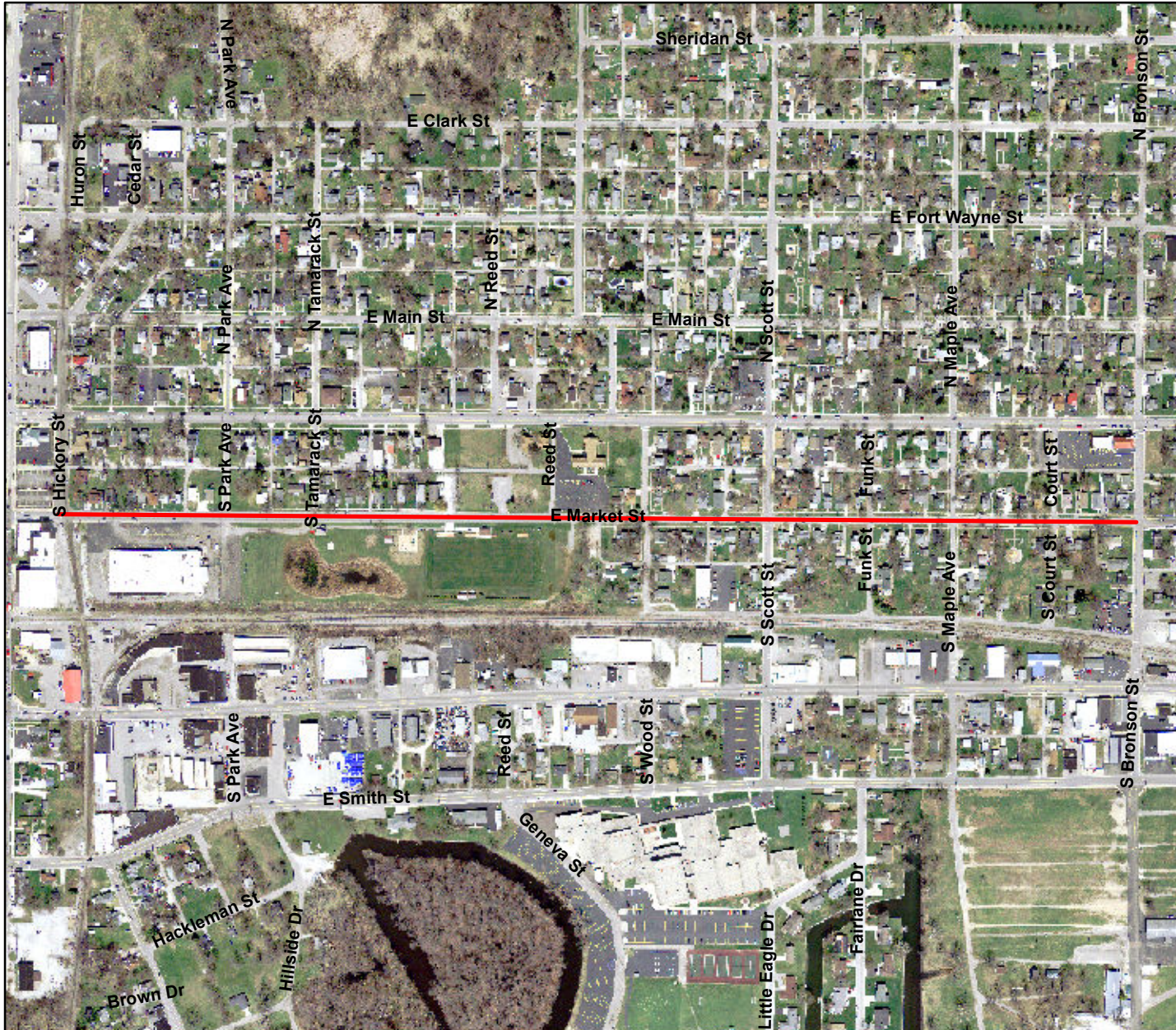
Project Location: E. Market St: from Hickory to Bronson St.

Sponsor: Warsaw

County: Kosciusko



LOCAL ROAD



Funding

Total Federal Funds: \$1,769,440.00

Funding Type(s): Grp III STP

Obligation

Previous FY: \$202,560.00

SFY 2018: \$12,000.00

Total: \$214,560.00

Unobligated Balance

Total Unobligated: \$1,554,880.00

DES #: 1592891

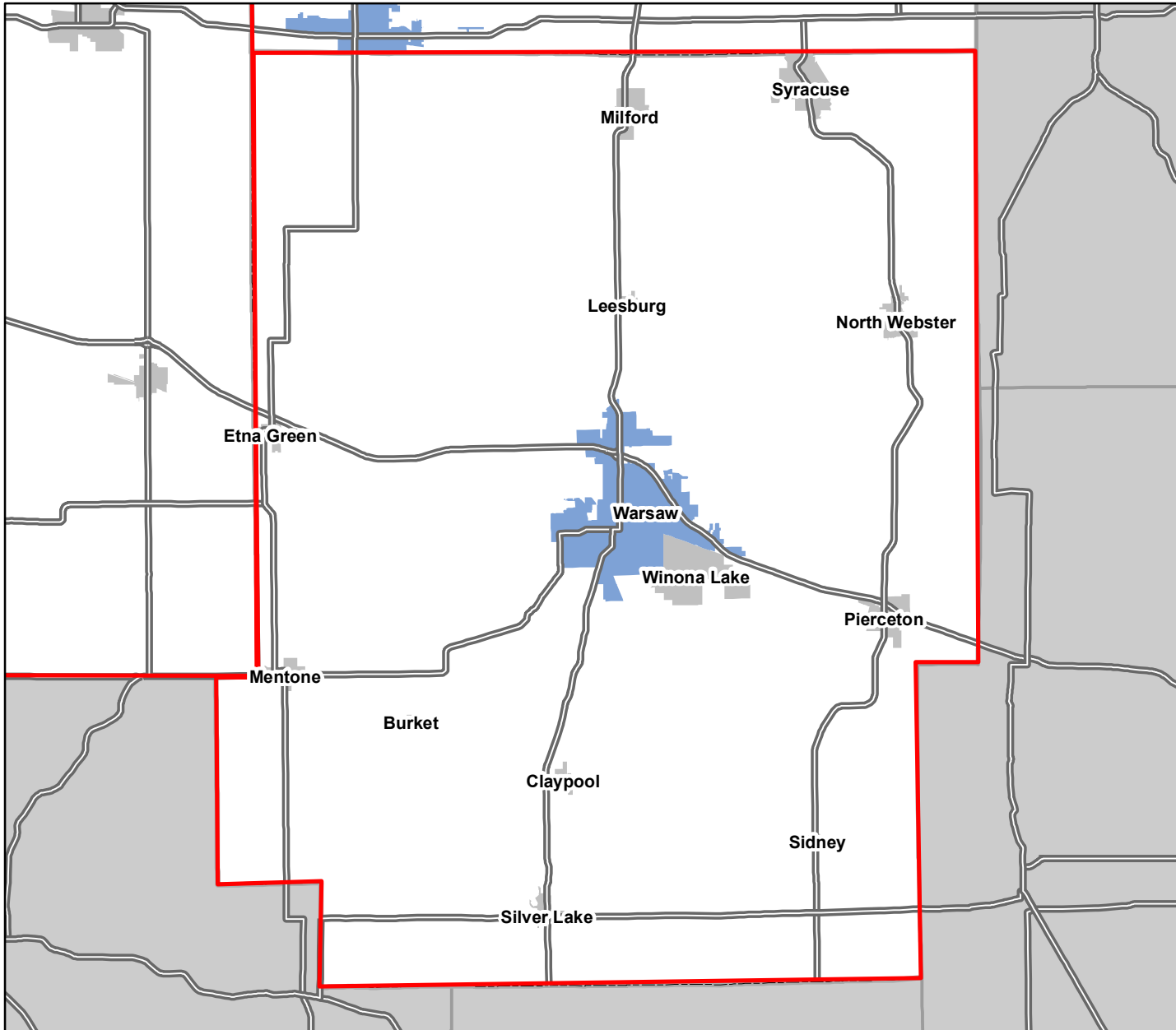
Project Location: Countywide Bridge Inspection and Inventory Program for Cycle Years 2018-2021

Sponsor: Kosciusko County

County: Kosciusko



BRIDGE



Funding

Total Federal Funds: \$220,399.64

Funding Type(s): Bridge

Obligation

Previous FY: \$0.00

SFY 2018: \$139,035.70

Total: \$139,035.70

Unobligated Balance

Total Unobligated: \$81,363.94

DES #: 0710955

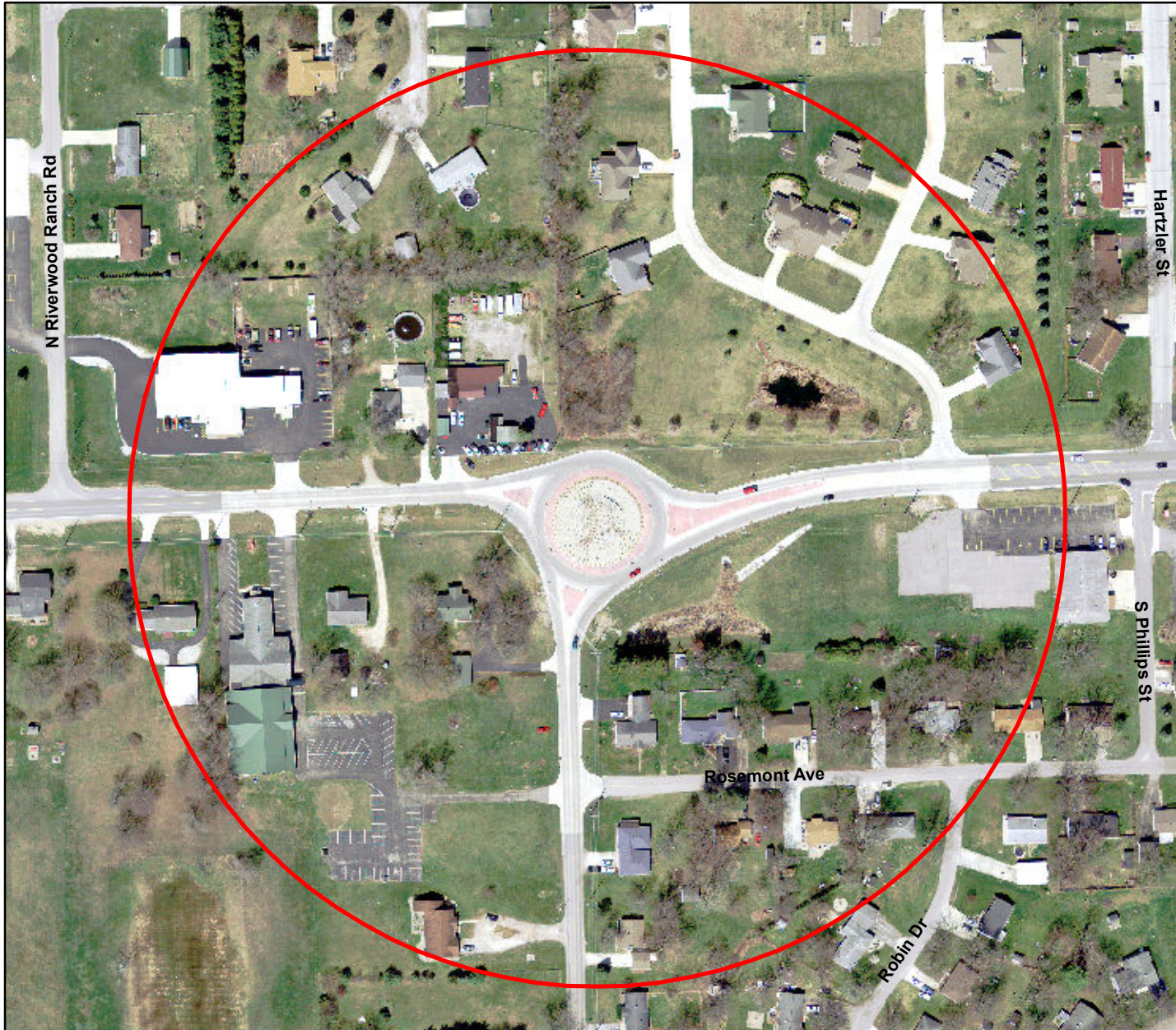
Project Location: Western Rte. Old US 30 at Zimmer Rd Ph 3

Sponsor: Kosciusko County

County: Kosciusko



LOCAL ROAD



Funding

Total Federal Funds: \$2,474,446.00

Funding Type(s): Grp IV STP

Obligation

Previous FY: \$2,036,430.94

SFY 2018: \$14,333.36

Total: \$2,050,764.30

Unobligated Balance

Total Unobligated: \$423,681.70

MARSHALL COUNTY

DES #	Project Description/Location	Sponsor	County	Project Type	Funding Type	Federal Programmed	Previously Obligated (Prior to SFY 2018)	SFY 2018 Obligated	Total Obligation	Unobligated Balance
1382094	Countywide Bridge Inspection and Inventory Program for Cycle Years 2014-2017	Marshall County	Marshall	Bridge	Bridge	\$ 157,755.80	\$ 271,029.94	\$ 14,932.80	\$ 285,962.74	\$ (128,206.94)
1383474	Bridge #81 on Hickory Rd over Yellow River	Marshall County	Marshall	Bridge	Bridge	\$ 1,608,000.00	\$ 260,438.00	\$ 1,007,796.42	\$ 1,268,234.42	\$ 339,765.58
1600931	Bridge No. 73 carrying King Rd over the Yellow River	Marshall County	Marshall	Bridge	Bridge	\$ 289,600.00	\$ -	\$ 215,840.00	\$ 215,840.00	\$ 73,760.00
1383475	Greenways Trail between Jefferson & Garro St. near the Yellow River	Plymouth	Marshall	Bike/Pedestrian Facilities	TAP	\$ 957,891.00	\$ 126,115.25	\$ 766,709.17	\$ 892,824.42	\$ 65,066.58
1400773	Improve SRTS path & ADA along Baker St from Columbus thru Randolph intersection	Plymouth	Marshall	Bike/Pedestrian Facilities	TAP	\$ 338,356.00	\$ 44,211.20	\$ 284,348.54	\$ 328,559.74	\$ 9,796.26
1600926	Hoham Drive starting at N Michigan Street to 400' W of Western Avenue	Plymouth	Marshall	Local Road	Grp III STP	\$ 579,280.00	\$ -	\$ 257,204.00	\$ 257,204.00	\$ 322,076.00

Figure 12: Total Obligation by Project Type

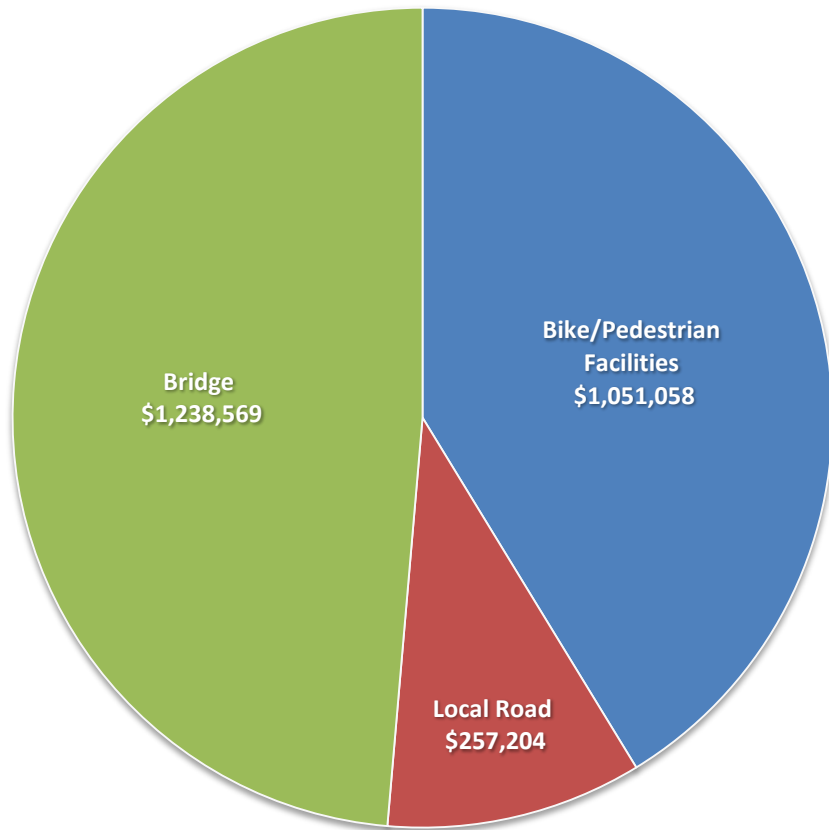
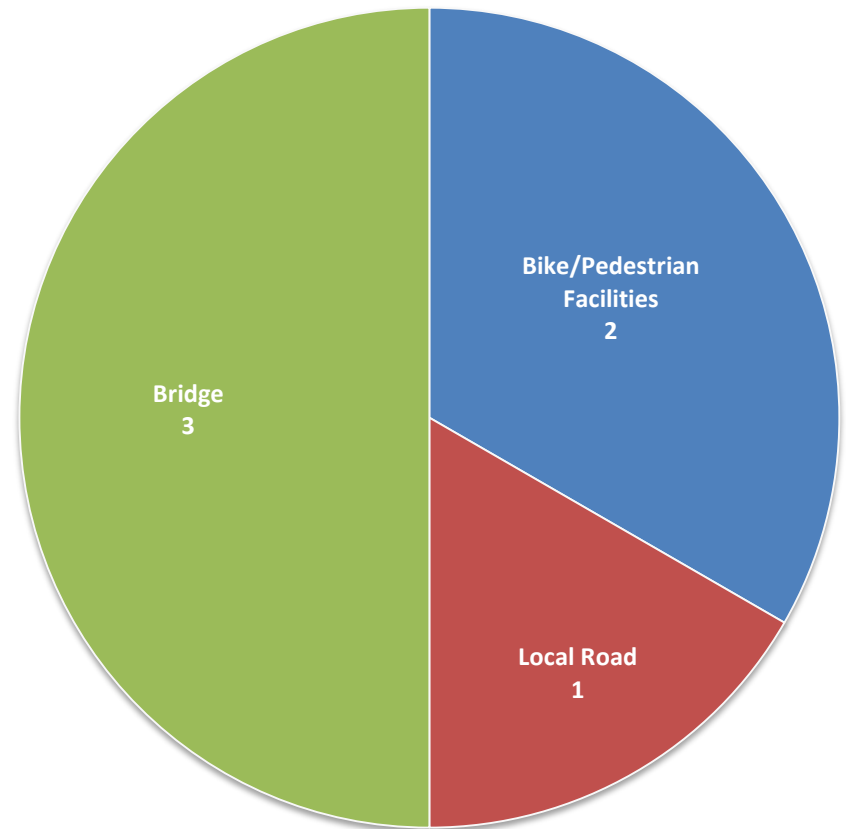


Figure 13: Total Number of Projects by Type



DES #: 1382094

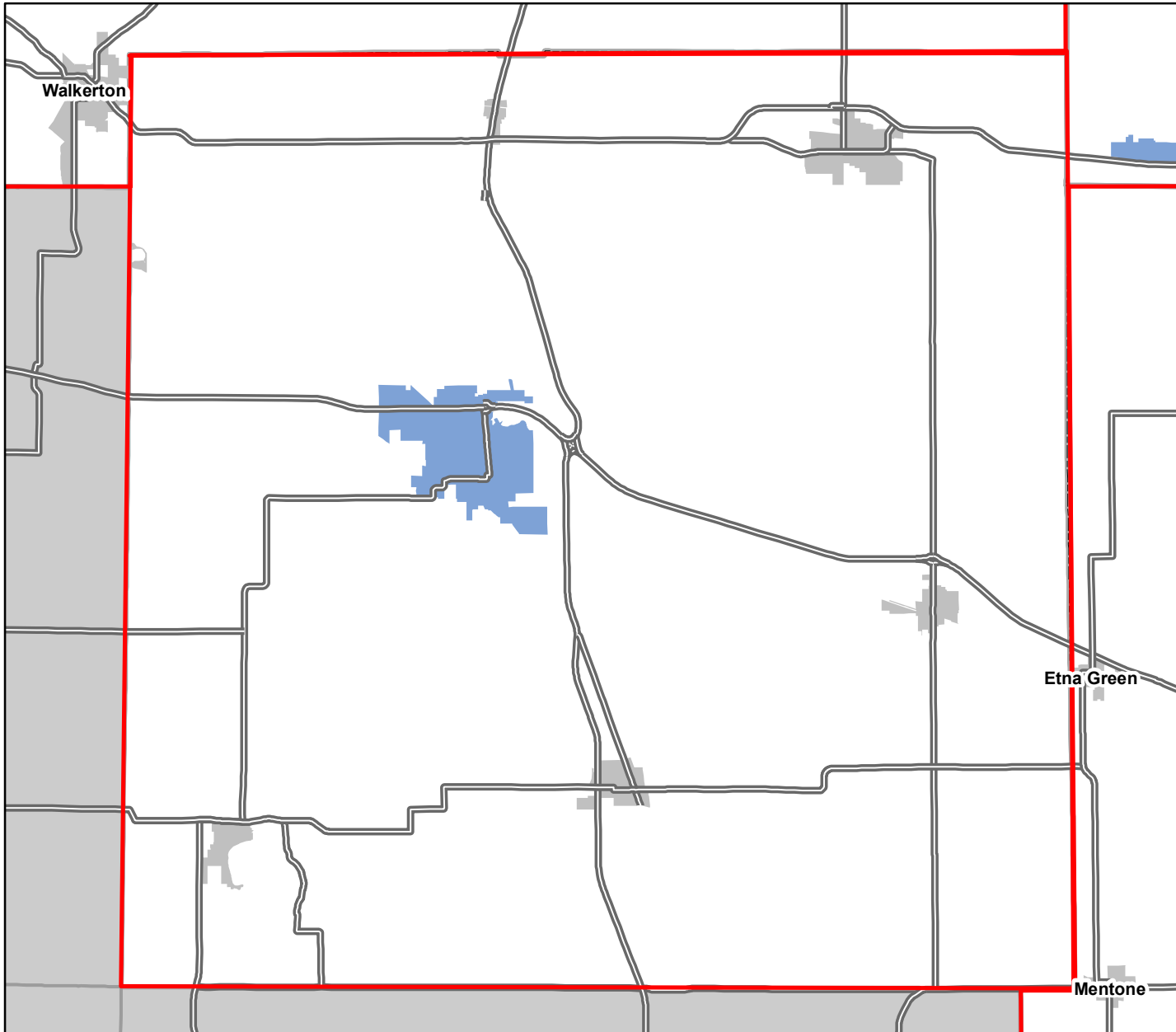
Project Location: Countywide Bridge Inspection and Inventory Program for Cycle Years 2014-2017

Sponsor: Marshall County

County: Marshall



BRIDGE



Funding

Total Federal Funds: \$157,755.80

Funding Type(s): Bridge

Obligation

Previous FY: \$271,029.94

SFY 2018: \$14,932.80

Total: \$285,962.74

Unobligated Balance

Total Unobligated: (\$128,206.94)

DES #: 1383474

Project Location: Bridge #81 on Hickory Rd over Yellow River

Sponsor: Marshall County

County: Marshall



BRIDGE



Funding

Total Federal Funds: \$1,608,000.00

Funding Type(s): Bridge

Obligation

Previous FY: \$260,438.00

SFY 2018: \$1,007,796.42

Total: \$1,268,234.42

Unobligated Balance

Total Unobligated: \$339,765.58

DES #: 1600931

Project Location: Bridge No. 73 carrying King Rd over the Yellow River

Sponsor: Marshall County

County: Marshall



Funding

Total Federal Funds: \$289,600.00

Funding Type(s): Bridge

Obligation

Previous FY: \$0.00

SFY 2018: \$215,840.00

Total: \$215,840.00

Unobligated Balance

Total Unobligated: \$73,760.00

DES #: 1383475

Project Location: Greenways Trail between Jefferson & Garro St. near the Yellow River

Sponsor: Plymouth

County: Marshall



BIKE & PEDESTRIAN



Funding

Total Federal Funds: \$957,891.00

Funding Type(s): TAP

Obligation

Previous FY: \$126,115.25

SFY 2018: \$766,709.17

Total: \$892,824.42

Unobligated Balance

Total Unobligated: \$65,066.58

DES #: 1400733

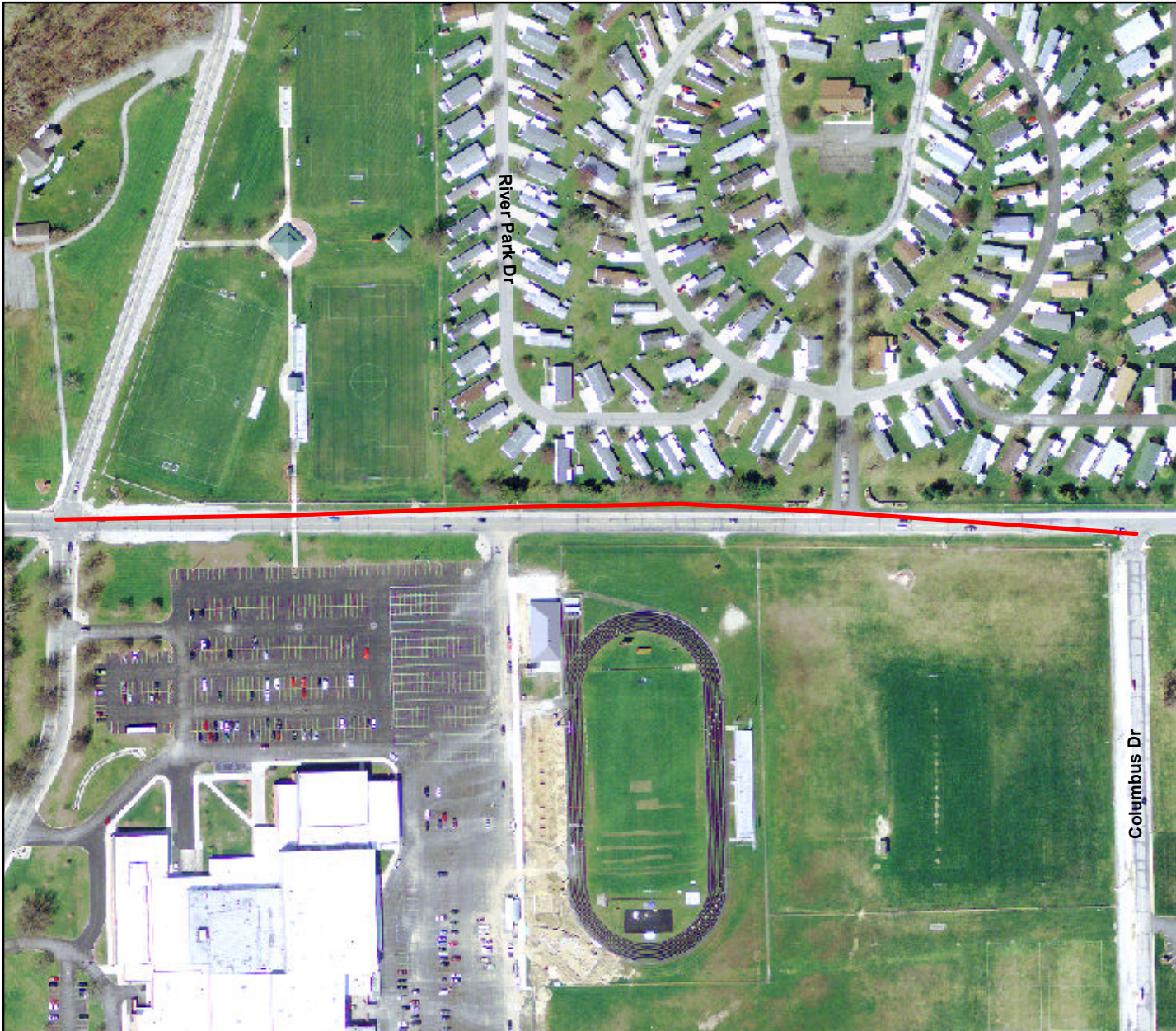
Project Location: Improve SRTS path & ADA along Baker St from Columbus thru Randolph Intersection

Sponsor: Plymouth

County: Marshall



BIKE & PEDESTRIAN



Funding

Total Federal Funds: \$338,356.00

Funding Type(s): TAP

Obligation

Previous FY: \$44,211.20

SFY 2018: \$284,348.54

Total: \$328,559.74

Unobligated Balance

Total Unobligated: \$9,760.00

DES #: 1600926

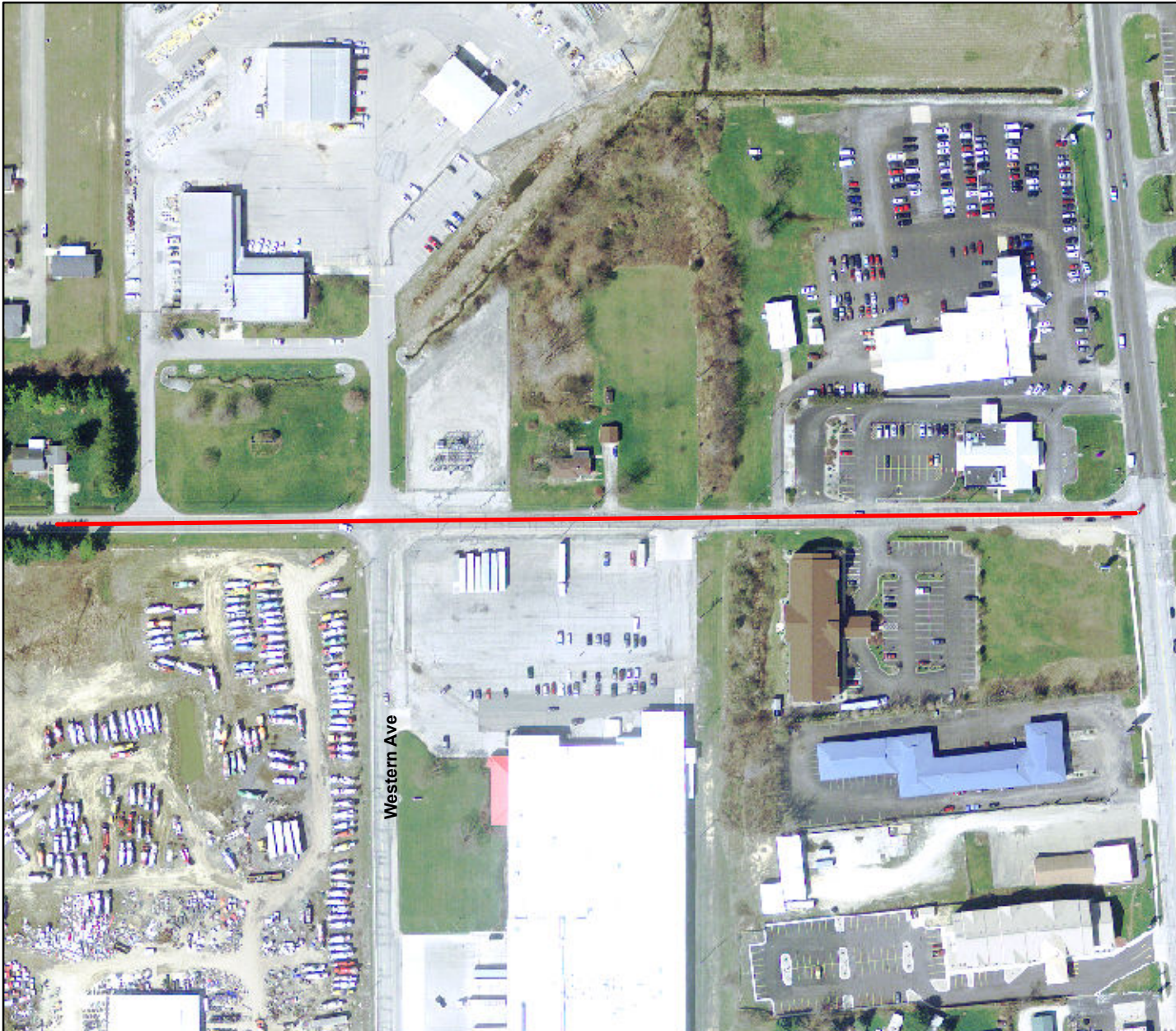
Project Location: Hoham Drive starting at N Michigan Street to 400' W of Western Avenue

Sponsor: Plymouth

County: Marshall



LOCAL ROAD



Funding

Total Federal Funds: \$579,280.00

Funding Type(s): Grp III STP

Obligation

Previous FY: \$0.00

SFY 2018: \$257,204.00

Total: \$257,204.00

Unobligated Balance

Total Unobligated: \$322,076.00

ST. JOSEPH COUNTY

SFY 2018 Annual Listing of Obligated Projects

July '17 - June '18

DES #	Project Description/Location	Sponsor	County	Project Type	Funding Type	Federal Programmed	Previously Obligated (Prior to SFY 2018)	SFY 2018 Obligated	Total Obligation	Unobligated Balance
1382760	Mishawaka River Walk Multi-Use Path through Merrifield park	Mishawaka	St. Joseph	Bike/Pedestrian Facilities	CMAQ	\$ 2,173,463.00	\$ 2,173,463.00	\$ 55,170.00	\$ 2,228,633.00	\$ (55,170.00)
1383396	East of Tamarack Road on Abandoned Railroad Properties	North Liberty	St. Joseph	Bike/Pedestrian Facilities	TAP	\$ 651,570.00	\$ 207,500.00	\$ 309,377.84	\$ 516,877.84	\$ 134,692.16
1382758	Boland Drive from Portage Ave. to Riverside Drive in Saint Joseph County	South Bend	St. Joseph	Bike/Pedestrian Facilities	Grp I STP	\$ 1,260,036.00	\$ 216,280.00	\$ 1,033,825.22	\$ 1,250,105.22	\$ 9,930.78
1400634	Bendix from Lathrop to I-80 Bridge	South Bend	St. Joseph	Local Road	Grp I STP	\$ 3,078,400.00	\$ 402,400.00	\$ 24,472.00	\$ 426,872.00	\$ 2,651,528.00
1400635	Sidewalk and curb ramp upgrade Coquillard Primary School	South Bend	St. Joseph	Bike/Pedestrian Facilities	Grp I STP	\$ 515,563.00	\$ 487,182.36	\$ 33,649.55	\$ 520,831.91	\$ (5,268.91)
1400636	Sidewalk and curb ramp upgrade around Harrison Primary School	South Bend	St. Joseph	Bike/Pedestrian Facilities	Grp I STP	\$ 1,001,497.00	\$ 991,395.40	\$ 33,852.56	\$ 1,025,247.96	\$ (23,750.96)
1400637	Olive from S of Delaware to RR S of Tucker Drive	South Bend	St. Joseph	Local Road	Grp I STP	\$ 2,392,000.00	\$ 384,800.00	\$ 172,236.80	\$ 557,036.80	\$ 1,834,963.20
1600074	Corby Blvd/Ironwood Drive/Rockne Drive	South Bend	St. Joseph	Intersection	Grp I STP	\$ 3,209,352.00	\$ 313,224.03	\$ 187,452.00	\$ 500,676.03	\$ 2,708,675.97
1600075	Monroe Primary Center and Studebaker Elementary School - SRTS	South Bend	St. Joseph	Bike/Pedestrian Facilities	TAP	\$ 1,956,097.00	\$ 164,240.00	\$ 1,696,097.00	\$ 1,860,337.00	\$ 95,760.00
1600076	LaSalle Intermediate Academy & Marquette Primary Montessori - SRTS	South Bend	St. Joseph	Bike/Pedestrian Facilities	TAP	\$ 1,800,000.00	\$ 171,556.49	\$ 20,674.80	\$ 192,231.29	\$ 1,607,768.71
1298578	Cleveland Road over St. Joseph River to SR 933	St. Joseph County	St. Joseph	Local Road	Grp I STP	\$ 5,408,008.00	\$ 840,400.00	\$ 4,560,629.72	\$ 5,401,029.72	\$ 6,978.28
1382759	Intersection of Edison Road and Ash Road	St. Joseph County	St. Joseph	Intersection	CMAQ	\$ 1,860,000.00	\$ 256,368.00	\$ 1,416,919.65	\$ 1,673,287.65	\$ 186,712.35
1400638	Auten Road path from Laurel to SR 933	St. Joseph County	St. Joseph	Bike/Pedestrian Facilities	TAP	\$ 839,000.00	\$ 92,000.00	\$ 31,736.00	\$ 123,736.00	\$ 715,264.00
1400639	Douglas from Ivy to SR 23 including intersection at Ironwood	St. Joseph County	St. Joseph	Local Road	Grp I STP	\$ 10,110,000.00	\$ 1,120,000.00	\$ 2,060,000.00	\$ 3,180,000.00	\$ 6,930,000.00
1400640	Fir and Brick Road - Roundabout	St. Joseph County	St. Joseph	Intersection	CMAQ	\$ 2,400,000.00	\$ 400,000.00	\$ 797,178.62	\$ 1,197,178.62	\$ 1,202,821.38
1400780	Bridge N. 58 over Pine Creek on Underwood Road, 0.3 miles W of Spruce Road	St. Joseph County	St. Joseph	Bridge	Bridge	\$ 798,400.00	\$ 136,000.00	\$ 524,643.89	\$ 660,643.89	\$ 137,756.11
1401129	Bridge Rehab on Cleveland over St. Joseph River	St. Joseph County	St. Joseph	Bridge	Grp I STP	\$ 2,252,177.32	\$ -	\$ 2,252,177.32	\$ 2,252,177.32	\$ -
1401130	Bridge Rehab on Cleveland over Juday Creek	St. Joseph County	St. Joseph	Bridge	Grp I STP	\$ 116,792.96	\$ -	\$ 116,792.96	\$ 116,792.96	\$ -
1401191	Bridge #101 carrying Olive St over Conrail and GTW RR	St. Joseph County	St. Joseph	Bridge	Grp I STP	\$ 1,827,233.95	\$ 1,797,648.95	\$ 29,585.00	\$ 1,827,233.95	\$ 0.00
1401192	Bridge #100 carrying Sample over Conrail and GTW RR	St. Joseph County	St. Joseph	Bridge	Grp I STP	\$ 2,454,649.41	\$ 2,339,662.42	\$ 114,986.99	\$ 2,454,649.41	\$ -
1401807	LaSalle Trail from Auten Road to Michigan State Line	St. Joseph County	St. Joseph	Bike/Pedestrian Facilities	TAP	\$ 1,090,680.00	\$ 152,896.00	\$ 486,806.45	\$ 639,702.45	\$ 450,977.55
1592165	Countywide Bridge Inspection and Inventory Program for Cycle Years 2016-2019	St. Joseph County	St. Joseph	Bridge	Bridge	\$ 457,712.00	\$ 183,944.00	\$ 57,023.88	\$ 240,967.88	\$ 216,744.12

Figure 14: Total Obligation by Project Type

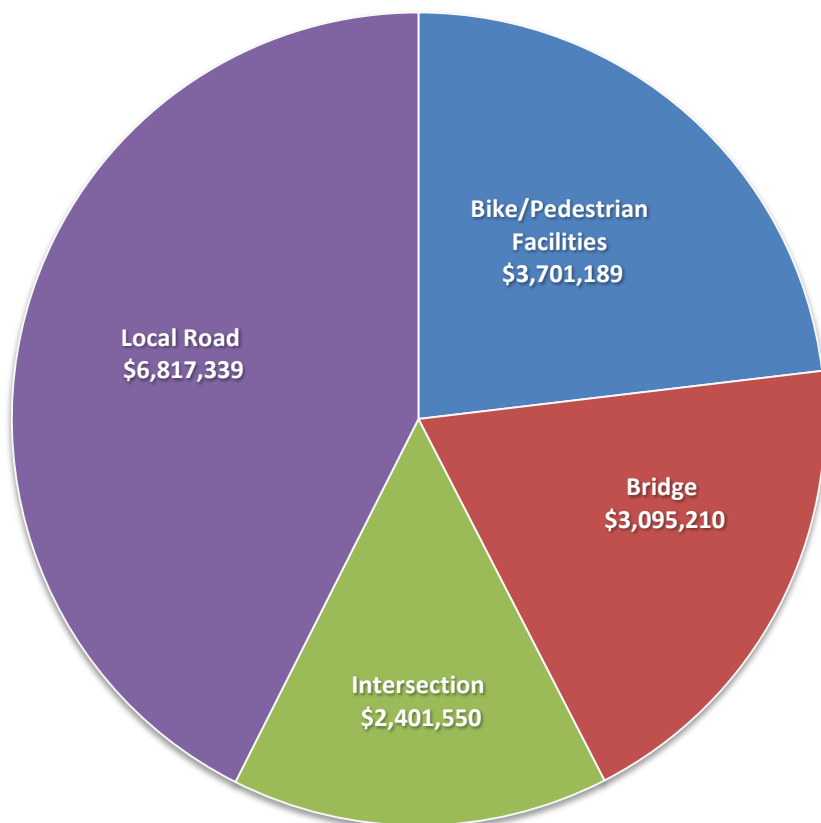
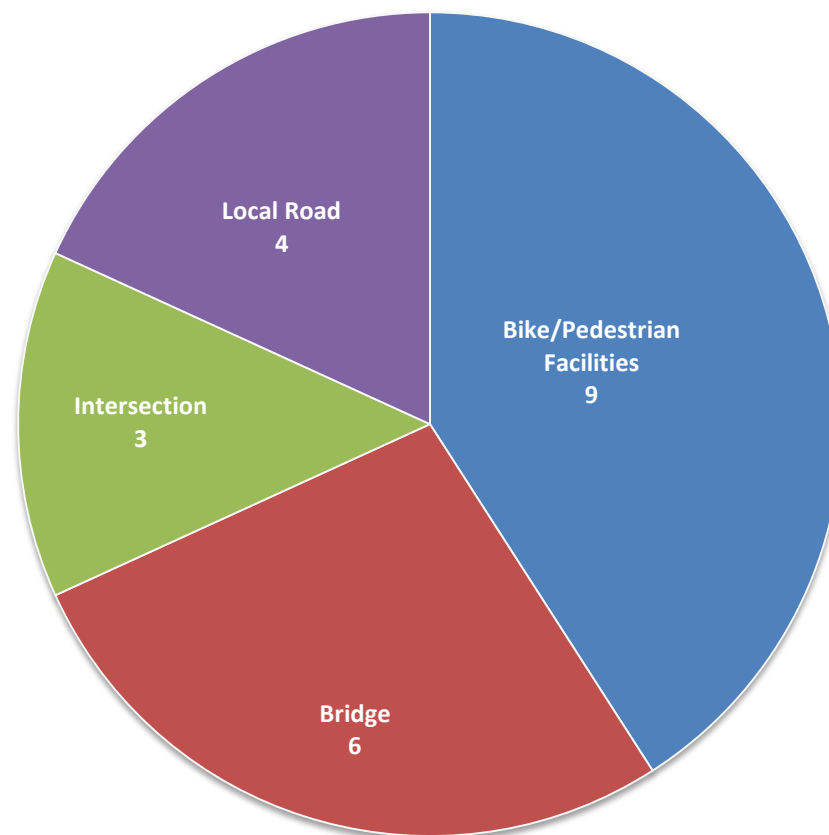


Figure 15: Total Number of Projects by Type



DES #: 1382760

Project Location: Mishawaka River Walk Multi-Use Path through Merrifield park

Sponsor: Mishawaka

County: St. Joseph



BIKE & PEDESTRIAN



Funding

Total Federal Funds: \$2,173,463.00

Funding Type(s): CMAQ

Obligation

Previous FY: \$2,173,463.00

SFY 2018: \$55,170.00

Total: \$2,228,633.00

Unobligated Balance

Total Unobligated: (\$55,170.00)

DES #: 1383396

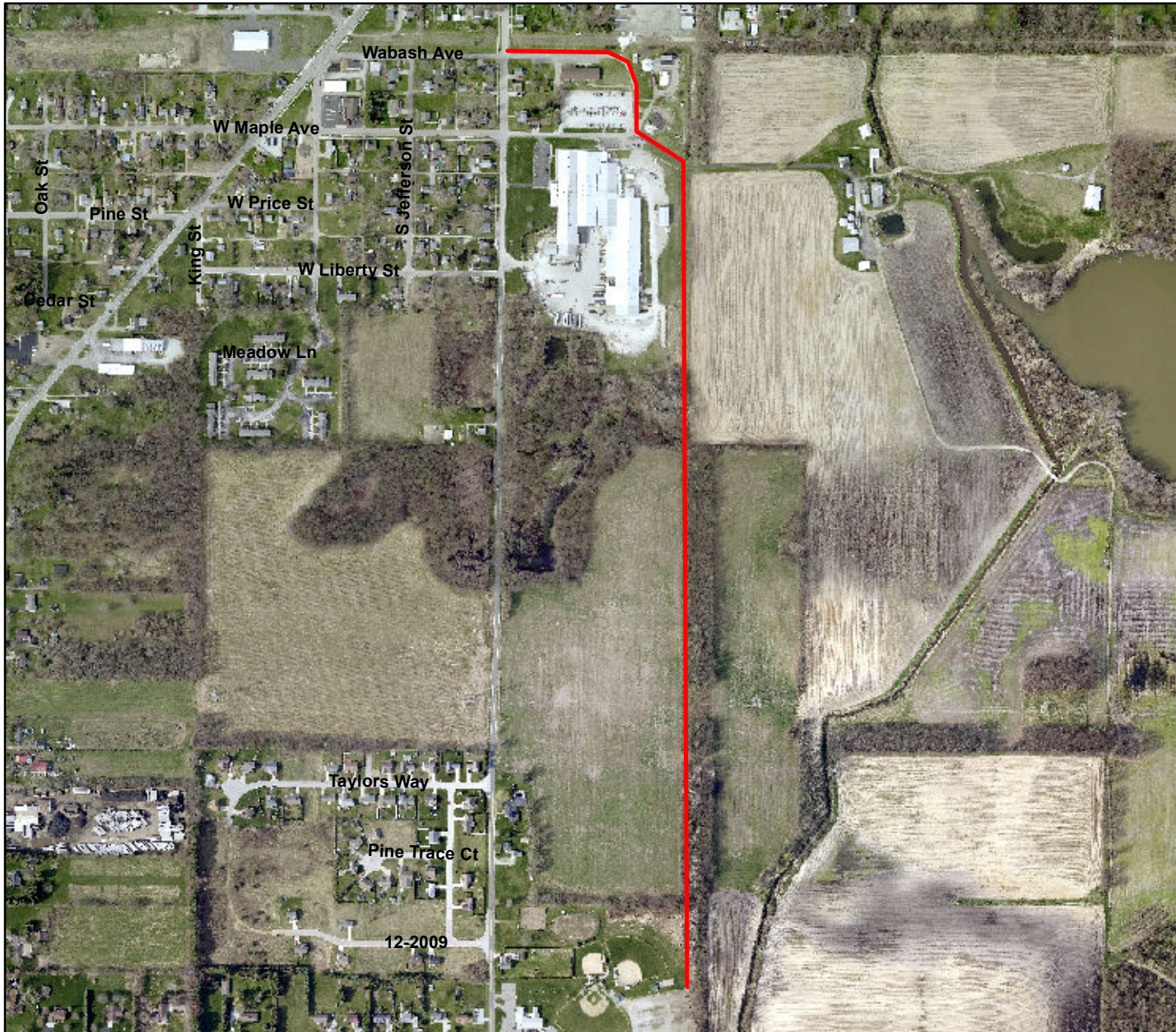
Project Location: East of Tamarack Road on Abandoned Railroad Properties

Sponsor: North Liberty

County: St. Joseph



BIKE & PEDESTRIAN



Funding

Total Federal Funds: \$651,570.00

Funding Type(s): TAP

Obligation

Previous FY: \$207,500.00

SFY 2018: \$309,377.84

Total: \$516,877.84

Unobligated Balance

Total Unobligated: \$134,692.16

DES #: 1382758

Project Location: Boland Drive from Portage Ave. to Riverside Drive in Saint Joseph County

Sponsor: South Bend

County: St. Joseph



BIKE & PEDESTRIAN



Funding

Total Federal Funds: \$1,260,036.00

Funding Type(s): Grp I STP

Obligation

Previous FY: \$216,280.00

SFY 2018: \$1,033,825.22

Total: \$1,250,105.22

Unobligated Balance

Total Unobligated: \$9,930.78

DES #: 1400634

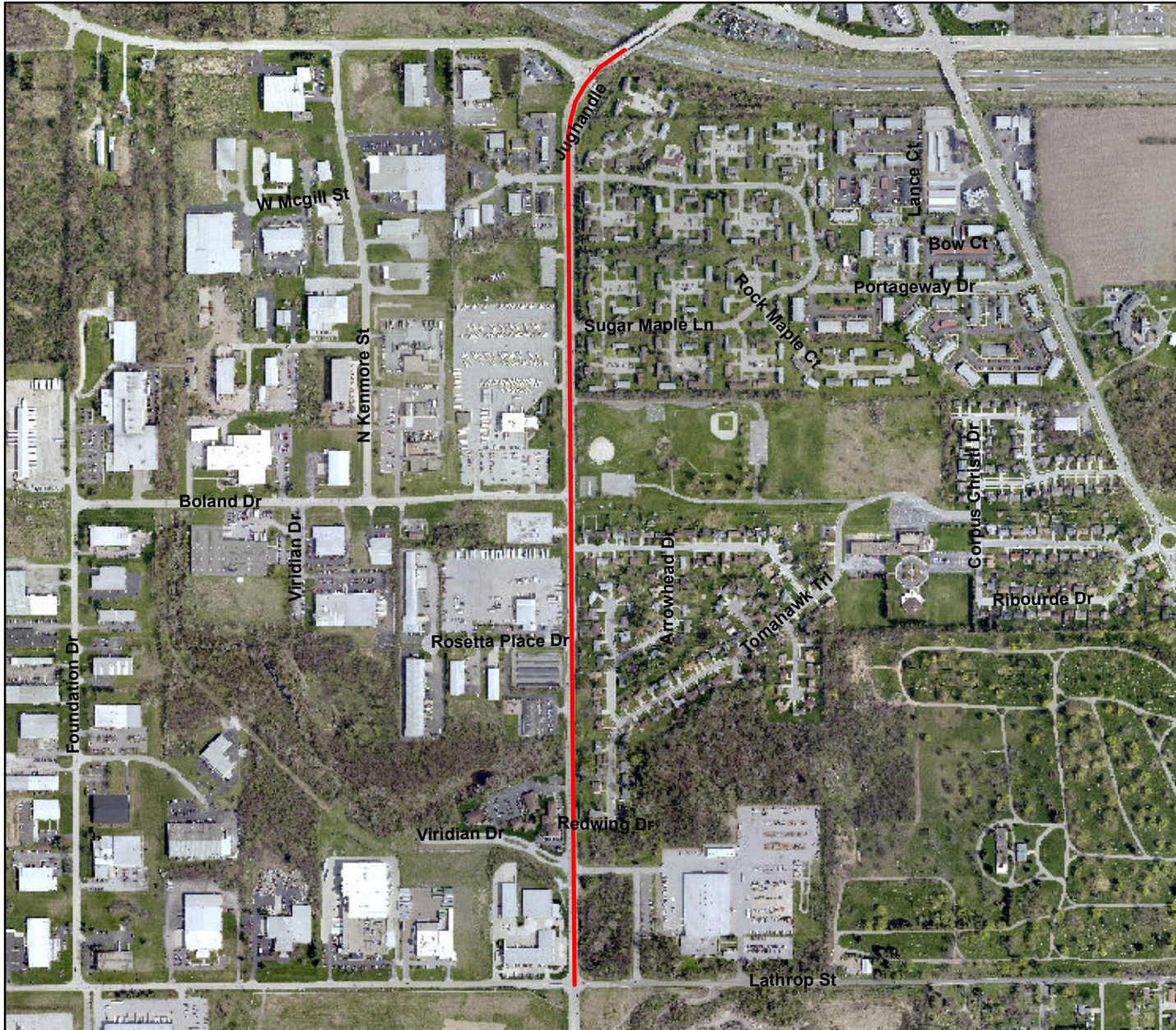
Project Location: Bendix from Lathrop to I-80 Bridge

Sponsor: South Bend

County: St. Joseph



LOCAL ROAD



Funding

Total Federal Funds: \$3,078,400.00

Funding Type(s): Grp I STP

Obligation

Previous FY: \$402,400.00

SFY 2018: \$24,472.00

Total: \$426,872.00

Unobligated Balance

Total Unobligated: \$2,651,528.00

DES #: 1400635

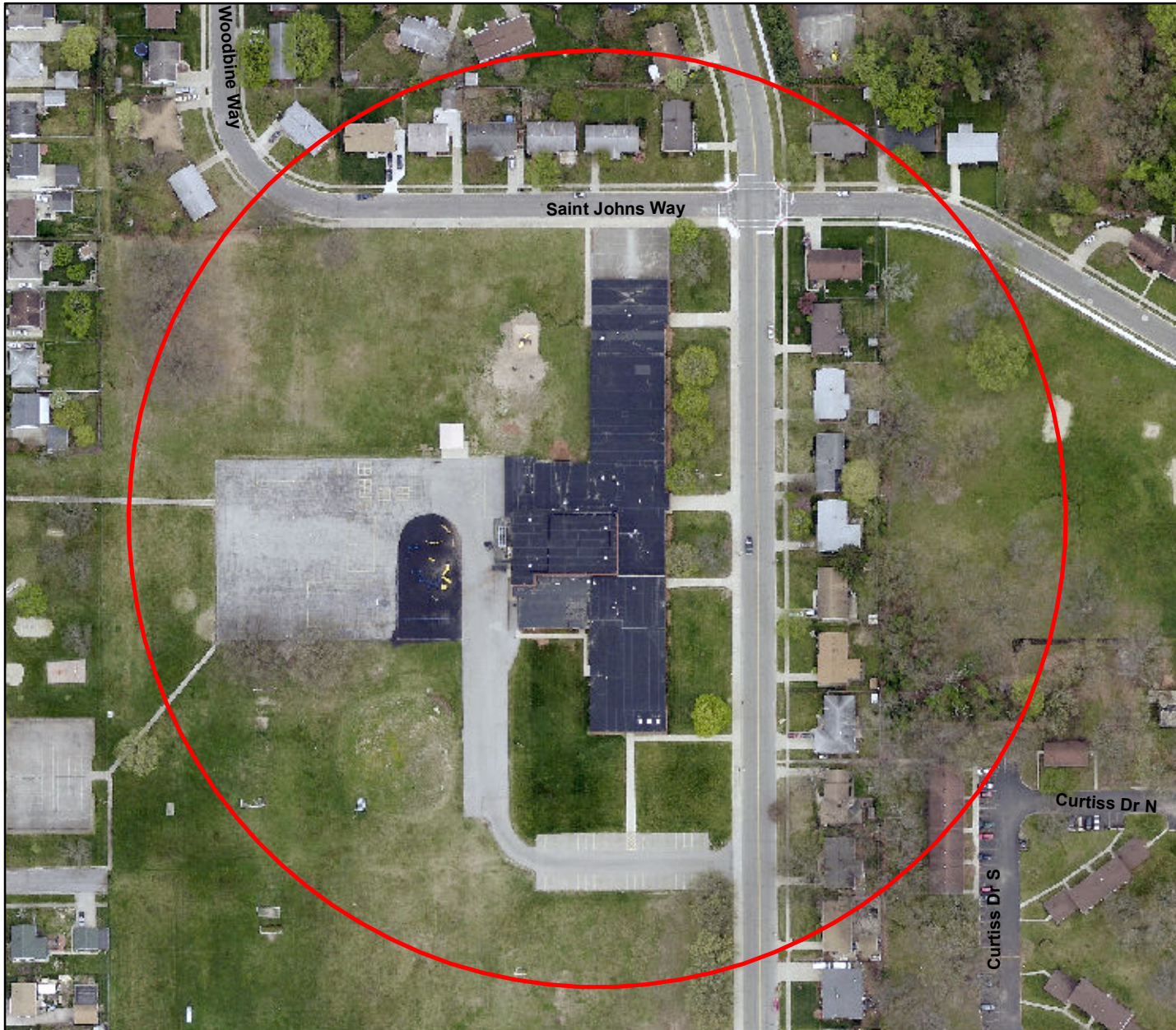
Project Location: Sidewalk and curb ramp upgrade Coquillard Primary School

Sponsor: South Bend

County: St. Joseph



BIKE & PEDESTRIAN



Funding

Total Federal Funds: \$515,563.00

Funding Type(s): Grp I STP

Obligation

Previous FY: \$487,182.36

SFY 2018: \$33,649.55

Total: \$520,831.91

Unobligated Balance

Total Unobligated: (\$5,268.91)

DES #: 1400636

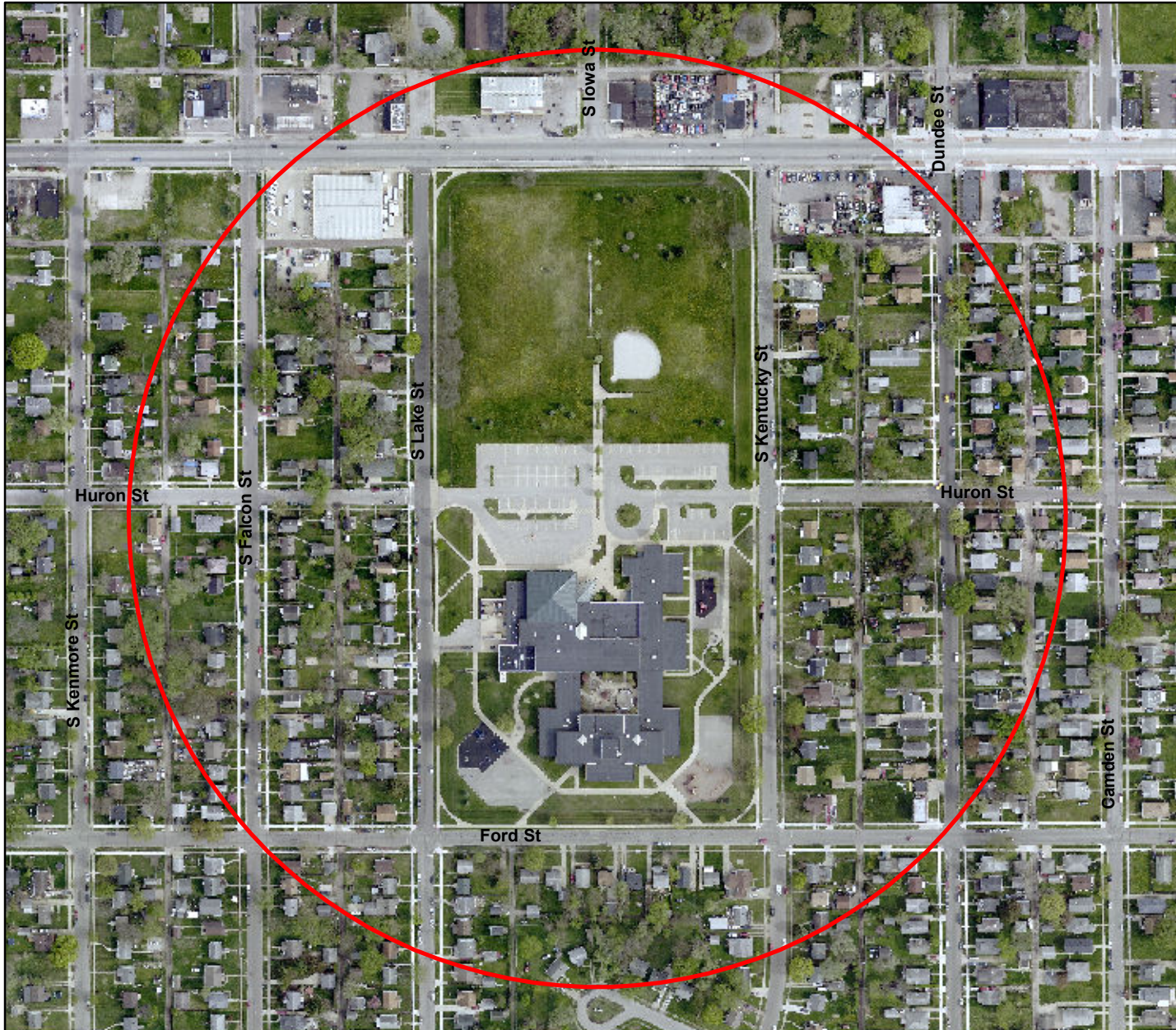
Project Location: Sidewalk and curb ramp upgrade around Harrison Primary School

Sponsor: South Bend

County: St. Joseph



BIKE & PEDESTRIAN



Funding

Total Federal Funds: \$1,001,497.00

Funding Type(s): Grp I STP

Obligation

Previous FY: \$991,395.40

SFY 2018: \$33,852.56

Total: \$1,025,247.96

Unobligated Balance

Total Unobligated: (\$23,750.96)

DES #: 1400637

Project Location: Olive from S of Delaware to RR S of Tucker Drive

Sponsor: South Bend

County: St. Joseph



LOCAL ROAD



Funding

Total Federal Funds: \$2,392,000.00

Funding Type(s): Grp I STP

Obligation

Previous FY: \$384,800.00

SFY 2018: \$172,236.80

Total: \$557,036.80

Unobligated Balance

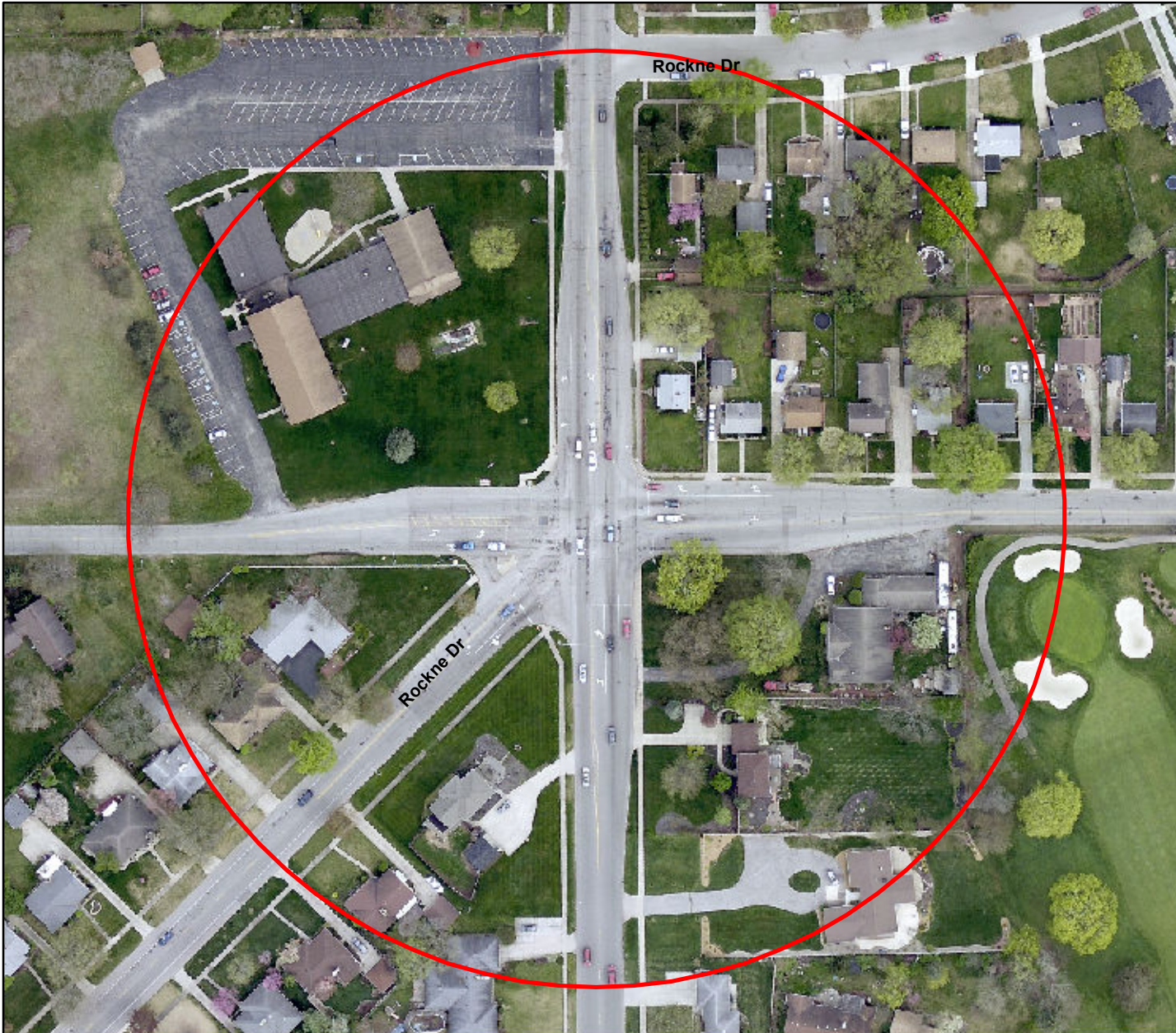
Total Unobligated: \$1,834,963.20

DES #: 1600074

Project Location: Corby Blvd/Ironwood Drive/Rockne Drive

Sponsor: South Bend

County: St. Joseph



Funding

Total Federal Funds: \$3,209,352.00

Funding Type(s): Grp I STP

Obligation

Previous FY: \$313,224.03

SFY 2018: \$187,452.00

Total: \$500,676.03

Unobligated Balance

Total Unobligated: \$2,708,675.97

DES #: 1600075

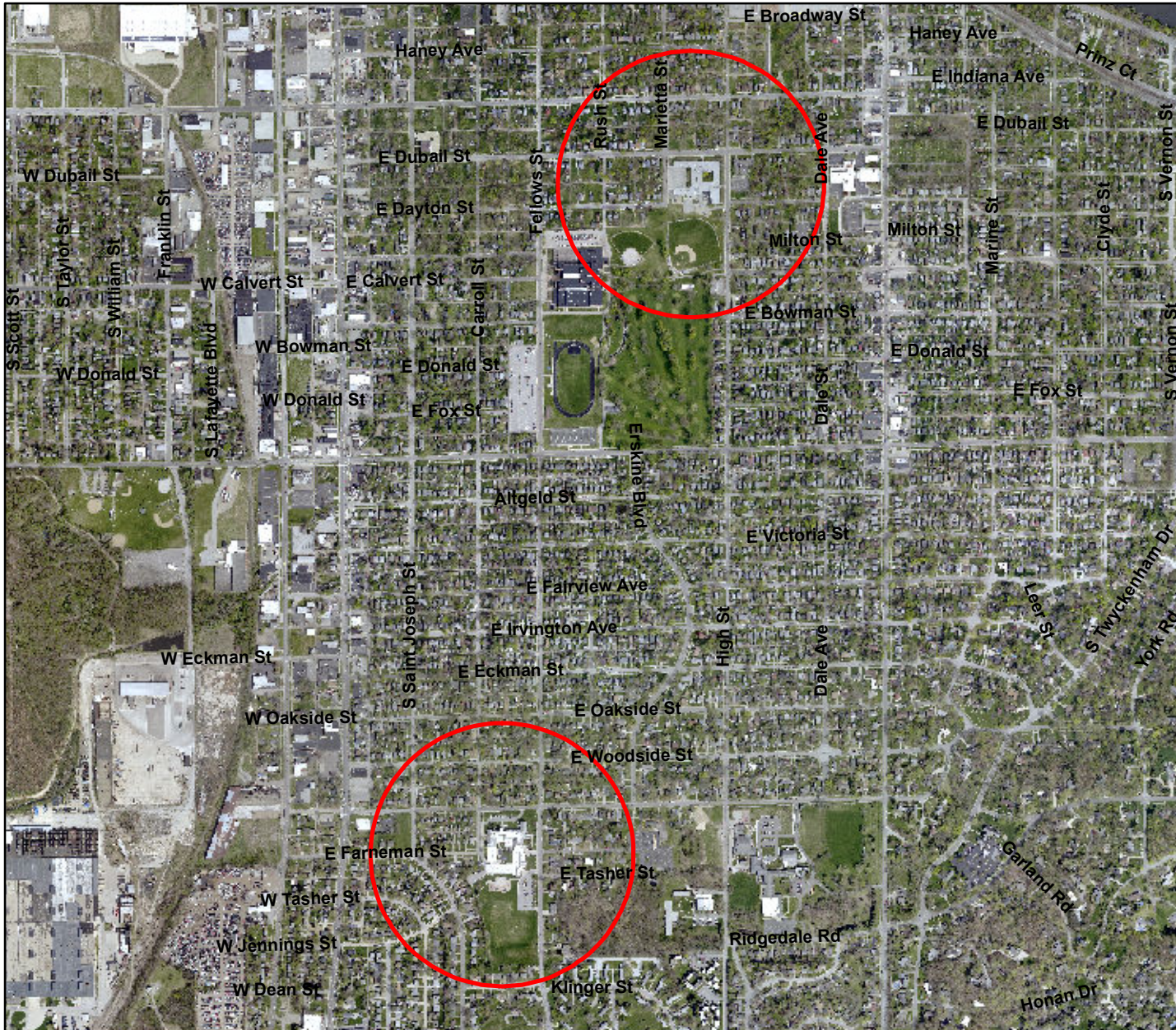
Project Location: Monroe Primary Center and Studebaker Elementary School - SRTS

Sponsor: South Bend

County: St. Joseph



BIKE & PEDESTRIAN



Funding

Total Federal Funds: \$1,956,097.00

Funding Type(s): TAP

Obligation

Previous FY: \$164,240.00

SFY 2018: \$1,696,097.00

Total: \$1,860,337.00

Unobligated Balance

Total Unobligated: \$95,760.00

DES #: 1600076

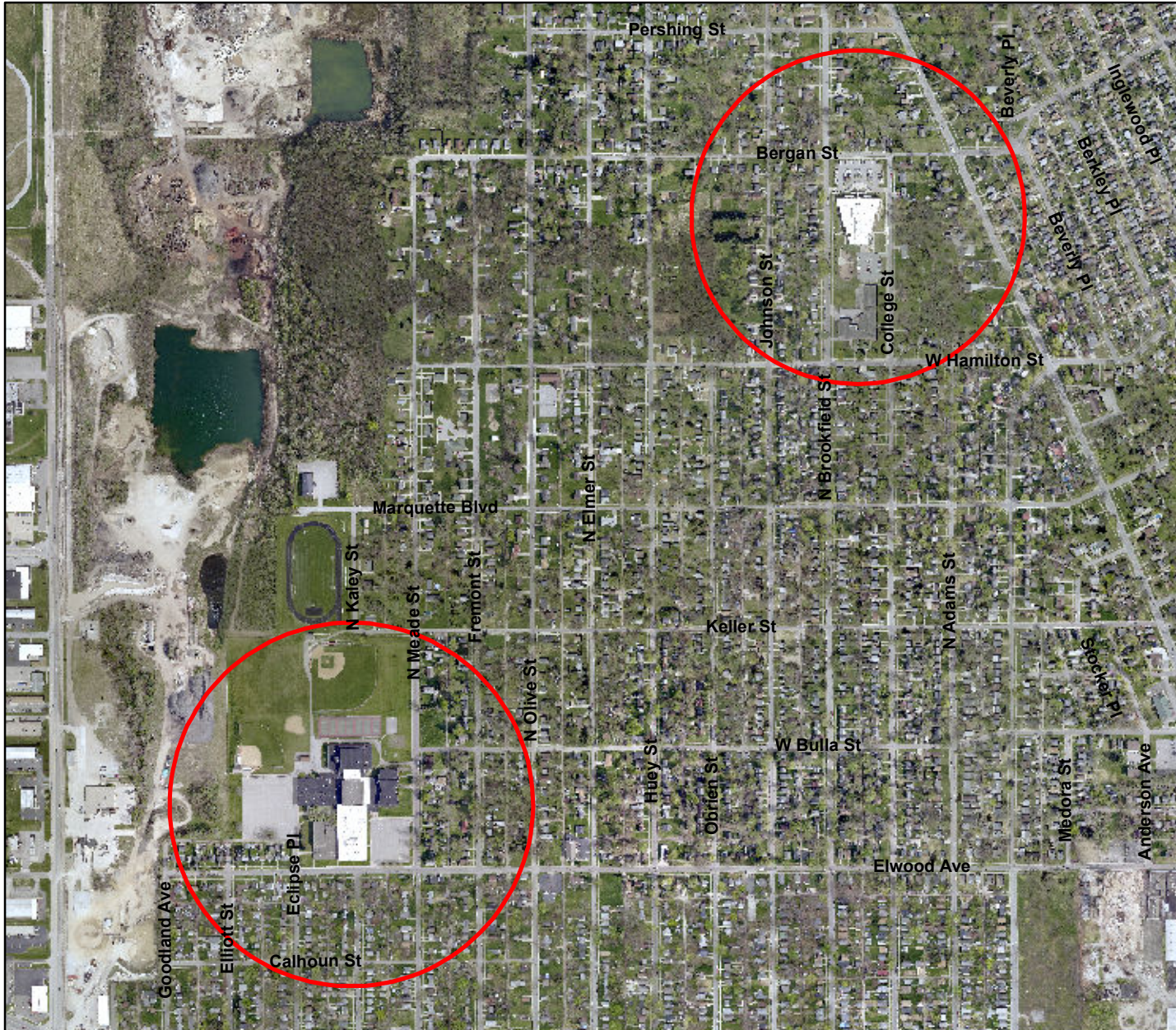
Project Location: LaSalle Intermediate Academy & Marquette Primary Montessori - SRTS

Sponsor: South Bend

County: St. Joseph



BIKE & PEDESTRIAN



Funding

Total Federal Funds: \$1,800,000.00

Funding Type(s): TAP

Obligation

Previous FY: \$171,556.49

SFY 2018: \$20,674.80

Total: \$192,231.29

Unobligated Balance

Total Unobligated: \$1,607,768.71

DES #: 1298578

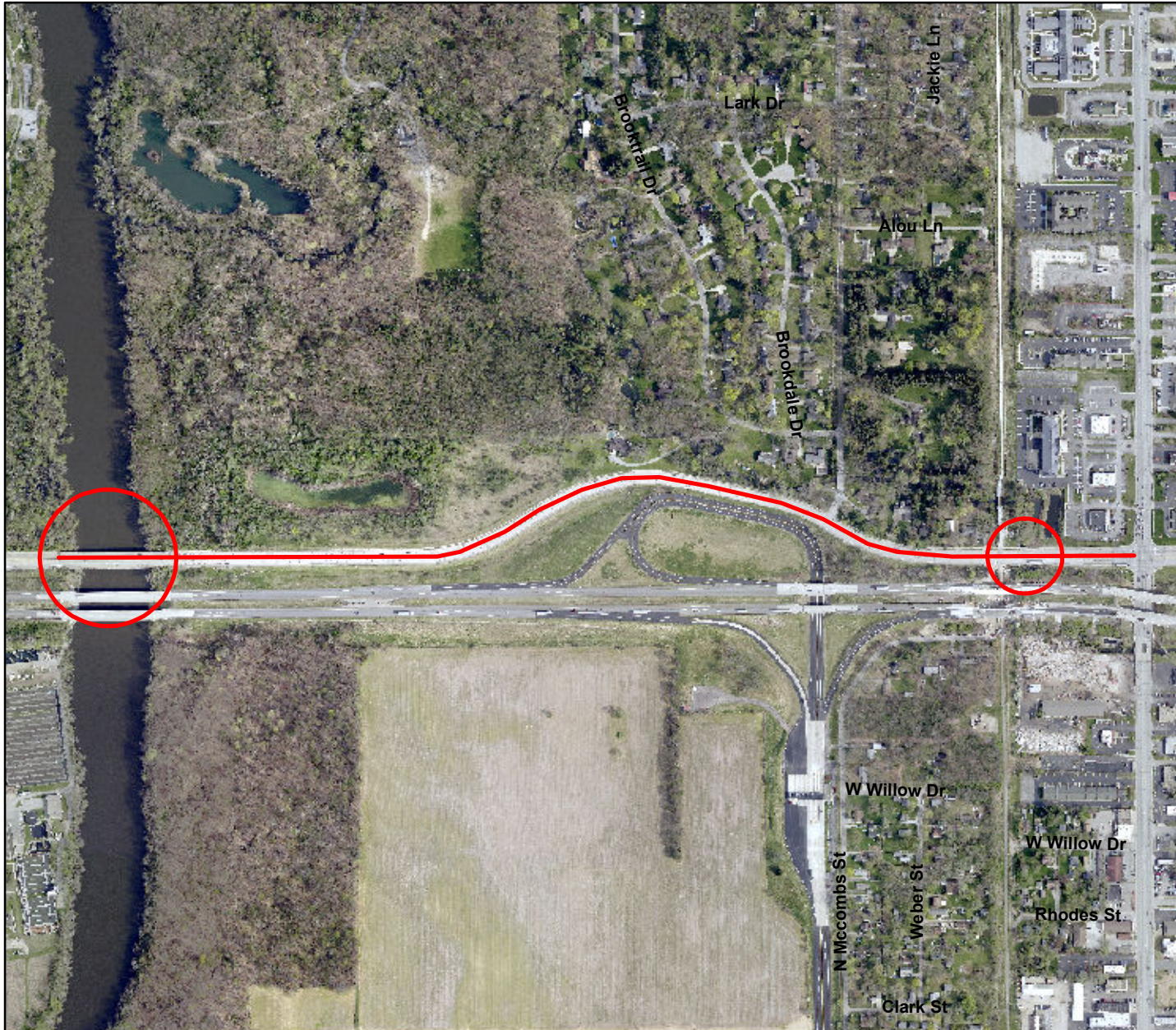
Project Location: Cleveland Road over St. Joseph River to SR 933

Sponsor: St. Joseph County

County: St. Joseph



LOCAL ROAD



Funding

Total Federal Funds: \$5,408,008.00

Funding Type(s): Grp I STP

Obligation

Previous FY: \$840,400.00

SFY 2018: \$4,560,629.72

Total: \$5,401,029.72

Unobligated Balance

Total Unobligated: \$6,978.28

DES #: 1382759

Project Location: Intersection of Edison Road and Ash Road

Sponsor: St. Joseph County

County: St. Joseph



Funding

Total Federal Funds: \$1,860,000.00

Funding Type(s): CMAQ

Obligation

Previous FY: \$256,368.00

SFY 2018: \$1,416,919.65

Total: \$1,673,287.65

Unobligated Balance

Total Unobligated: \$186,712.35



DES #: 1400638

Project Location: Auten Road path from Laurel to SR 933

Sponsor: St. Joseph County

County: St. Joseph



BIKE & PEDESTRIAN

Funding

Total Federal Funds: \$839,000.00

Funding Type(s): TAP

Obligation

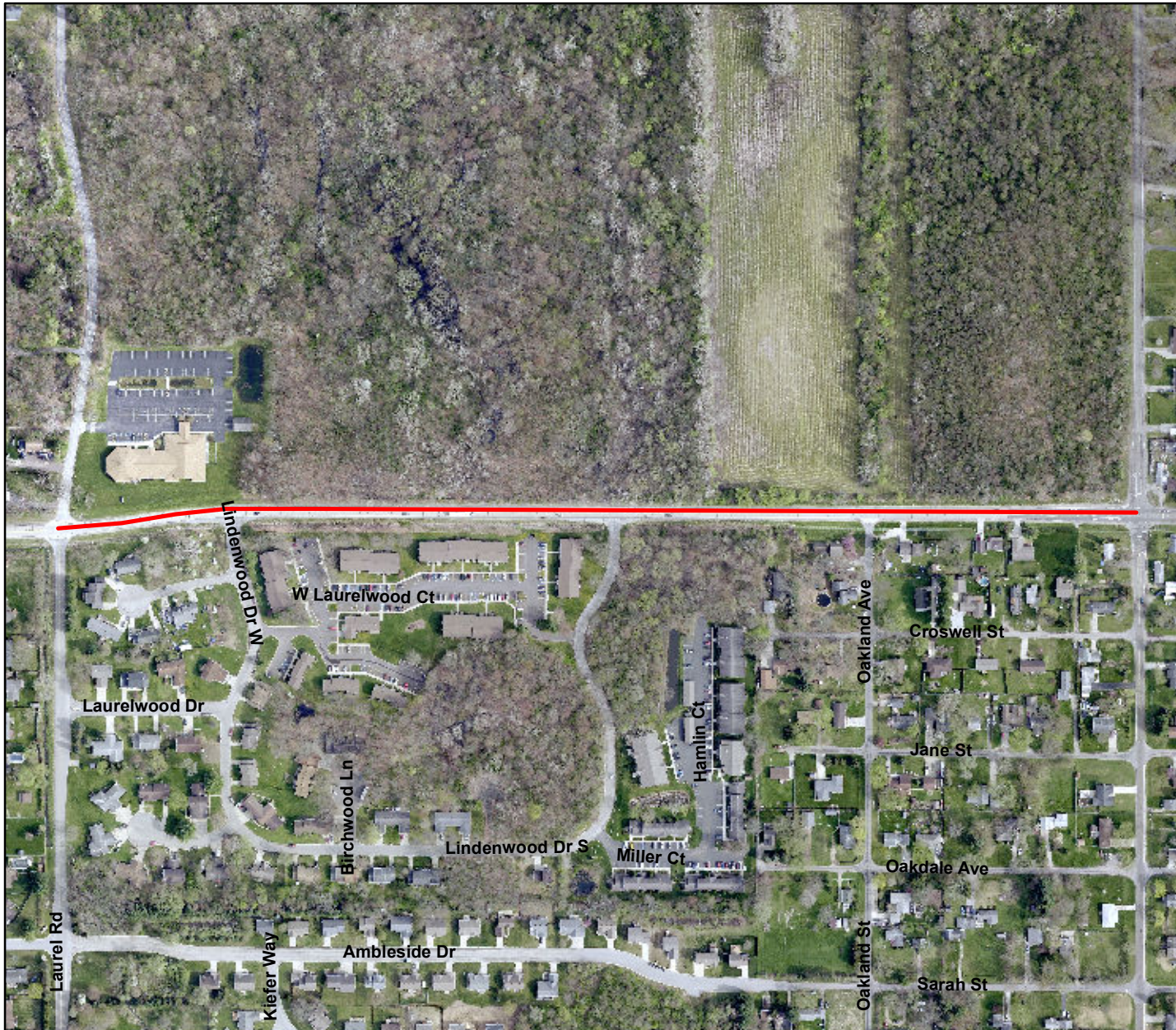
Previous FY: \$92,000.00

SFY 2018: \$31,736.00

Total: \$123,736.00

Unobligated Balance

Total Unobligated: \$715,264.00



DES #: 1400639

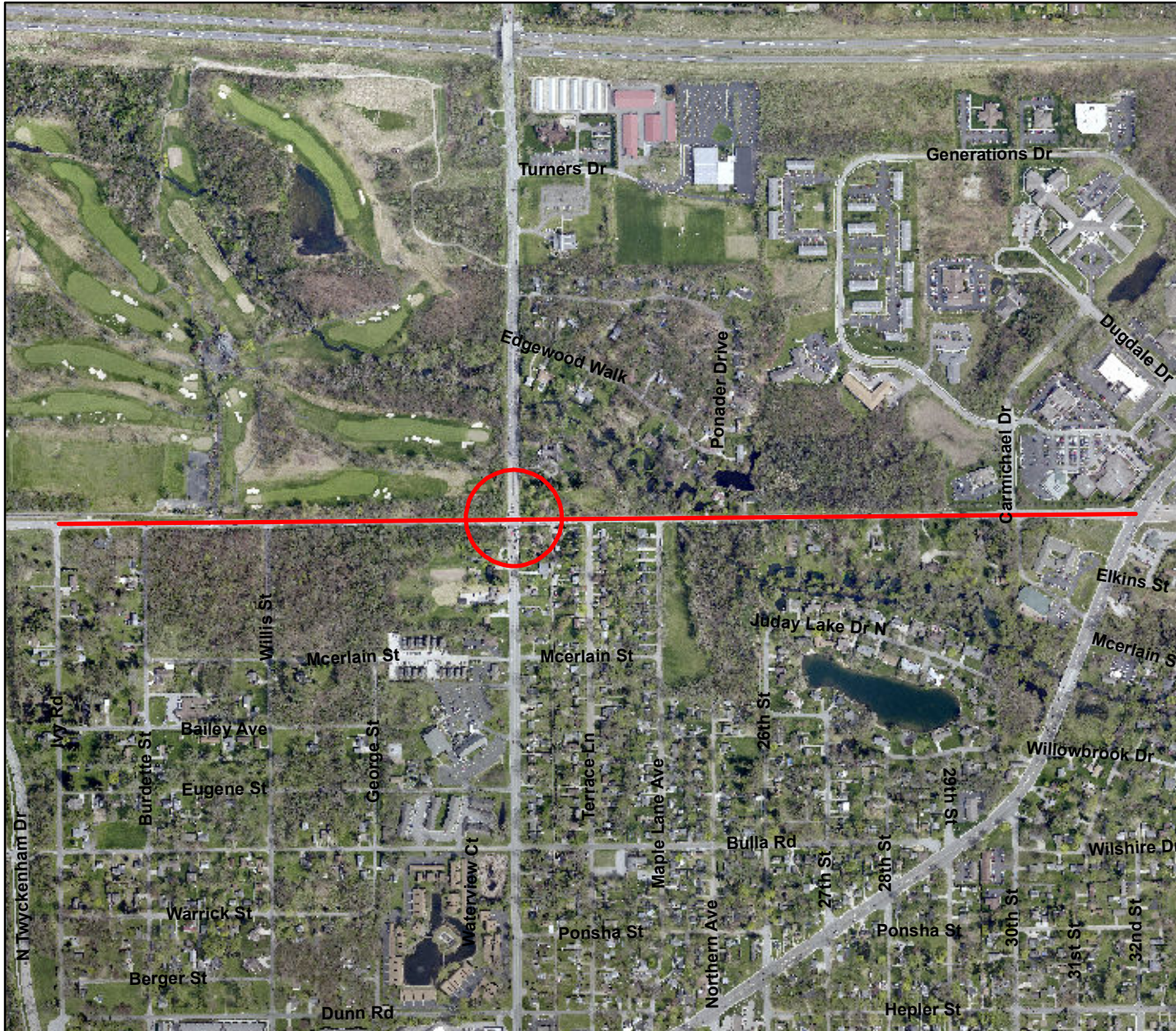
Project Location: Douglas from Ivy to SR 23 including intersection at Ironwood

Sponsor: St. Joseph County

County: St. Joseph



LOCAL ROAD



Funding

Total Federal Funds: \$10,110,000.00

Funding Type(s): Grp I STP

Obligation

Previous FY: \$1,120,000.00

SFY 2018: \$2,060,000.00

Total: \$3,180,000.00

Unobligated Balance

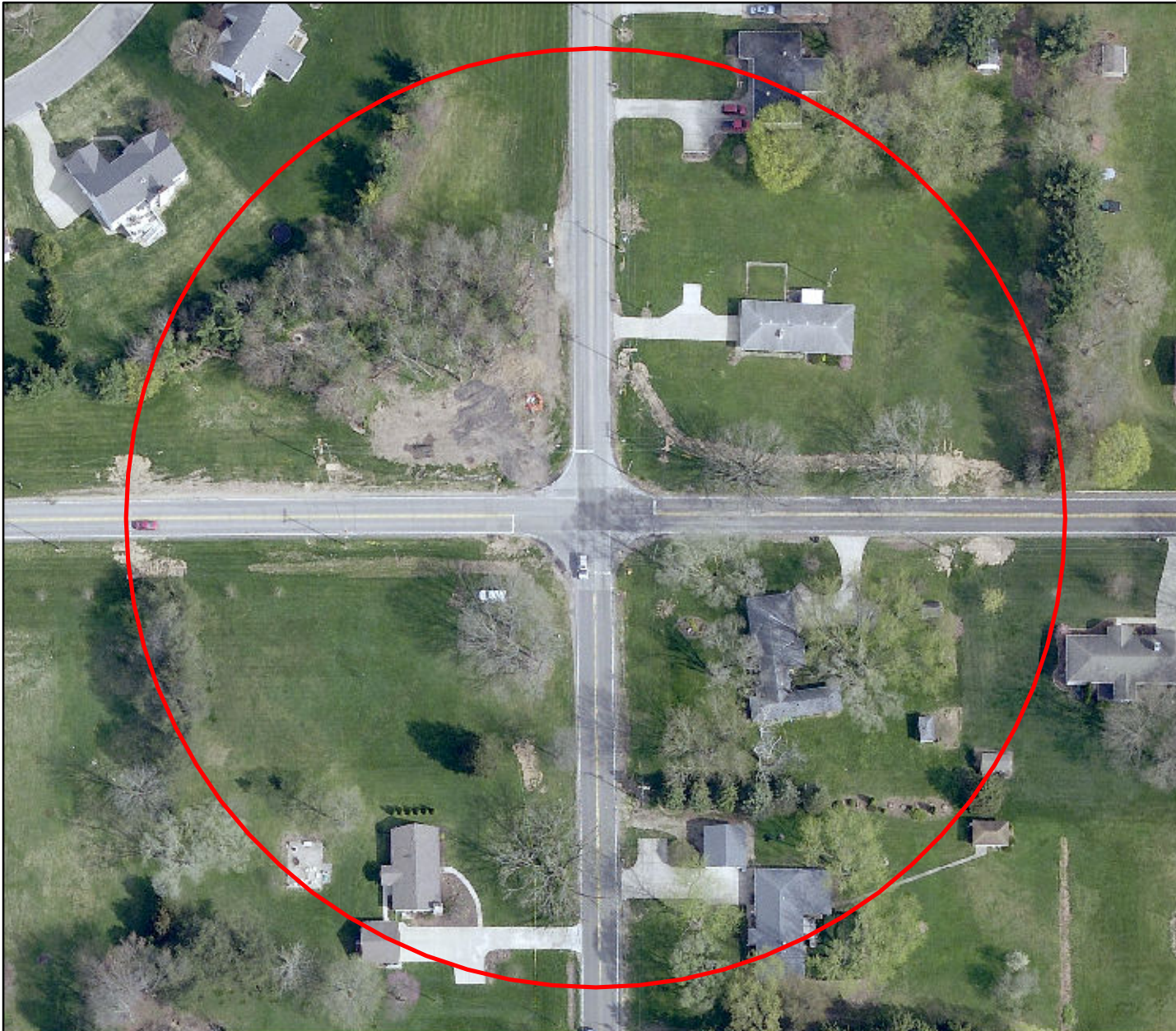
Total Unobligated: \$6,930,000.00

DES #: 1400640

Project Location: Fir and Brick Road - Roundabout

Sponsor: St. Joseph County

County: St. Joseph



Funding

Total Federal Funds: \$2,400,000.00

Funding Type(s): CMAQ

Obligation

Previous FY: \$400,000.00

SFY 2018: \$797,178.62

Total: \$1,197,178.62

Unobligated Balance

Total Unobligated: \$1,202,821.38

DES #: 1400780

Project Location: Bridge N. 58 over Pine Creek on Underwood Road, 0.3 miles W of Spruce Road

Sponsor: St. Joseph County

County: St. Joseph



Funding

Total Federal Funds: \$798,400.00

Funding Type(s): Bridge

Obligation

Previous FY: \$136,000.00

SFY 2018: \$524,643.89

Total: \$660,643.89

Unobligated Balance

Total Unobligated: \$137,756.11

DES #: 1401129

Project Location: Bridge Rehab on Cleveland over St. Joseph River

Sponsor: St. Joseph County

County: St. Joseph



Funding

Total Federal Funds: \$2,252,177.32

Funding Type(s): Grp I STP

Obligation

Previous FY: \$0.00

SFY 2018: \$2,252,177.32

Total: \$2,252,177.32

Unobligated Balance

Total Unobligated: \$0.00

DES #: 1401130

Project Location: Bridge Rehab on Cleveland over Juday Creek

Sponsor: St. Joseph County

County: St. Joseph



Funding

Total Federal Funds: \$116,792.96

Funding Type(s): Grp I STP

Obligation

Previous FY: \$0.00

SFY 2018: \$116,792.96

Total: \$116,792.96

Unobligated Balance

Total Unobligated: \$0.00

DES #: 1401191

Project Location: Bridge #101 carrying Olive St over Conrail and GTW RR

Sponsor: St. Joseph County

County: St. Joseph



Funding

Total Federal Funds: \$1,827,233.95

Funding Type(s): Grp I STP

Obligation

Previous FY: \$1,797,648.95

SFY 2018: \$29,585.00

Total: \$1,827,233.95

Unobligated Balance

Total Unobligated: \$0.00

DES #: 1401192

Project Location: Bridge #100 carrying Sample over Conrail and GTW RR

Sponsor: St. Joseph County

County: St. Joseph



Funding

Total Federal Funds: \$2,454,649.41

Funding Type(s): Grp I STP

Obligation

Previous FY: \$2,339,662.42

SFY 2018: \$114,986.99

Total: \$2,454,649.41

Unobligated Balance

Total Unobligated: \$0.00

DES #: 1401807

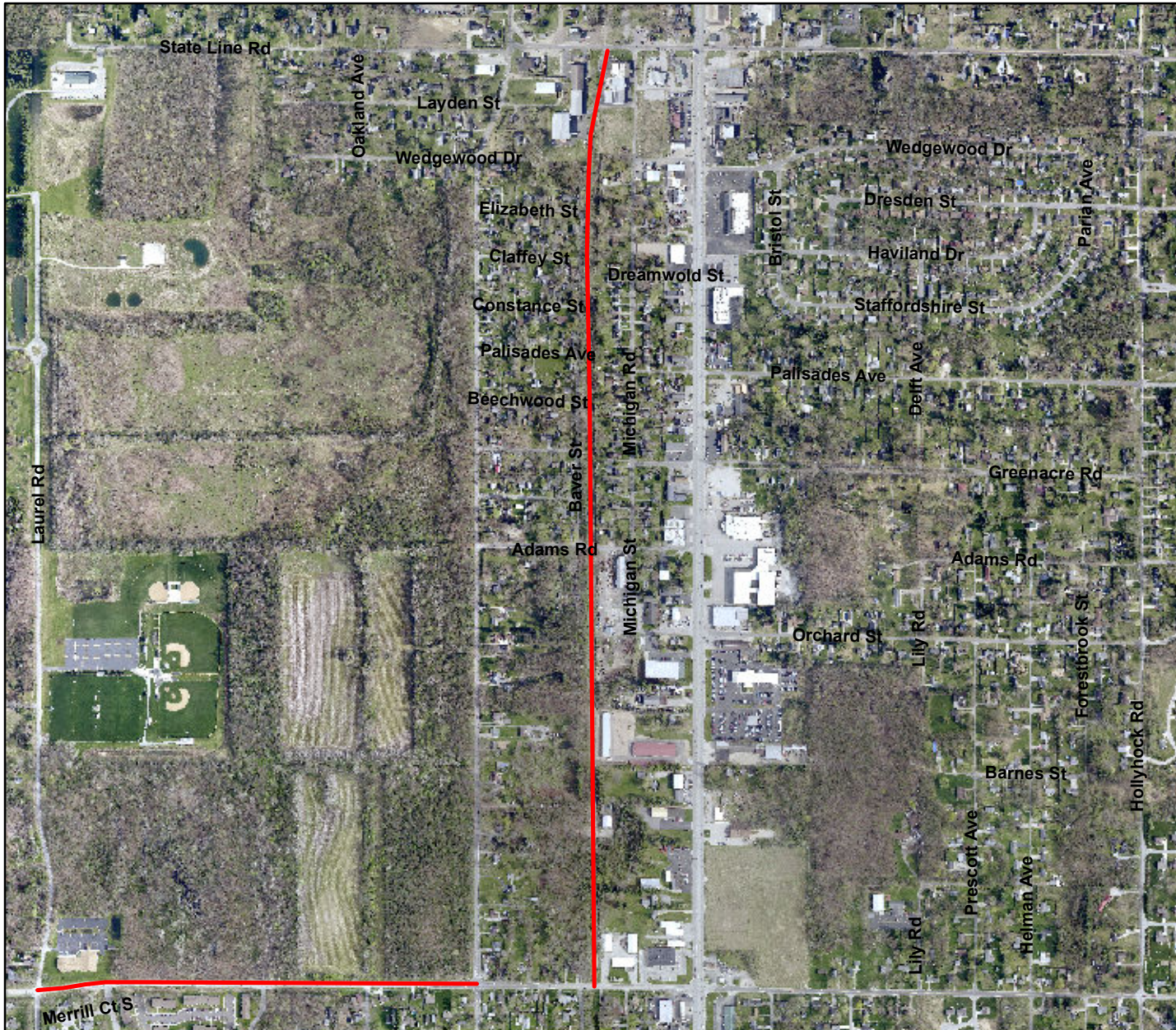
Project Location: LaSalle Trail from Auten Road to Michigan State Line

Sponsor: St. Joseph County

County: St. Joseph



BIKE & PEDESTRIAN



Funding

Total Federal Funds: \$1,090,680.00

Funding Type(s): TAP

Obligation

Previous FY: \$152,896.00

SFY 2018: \$486,806.45

Total: \$639,702.45

Unobligated Balance

Total Unobligated: \$450,977.55

DES #: 1592165

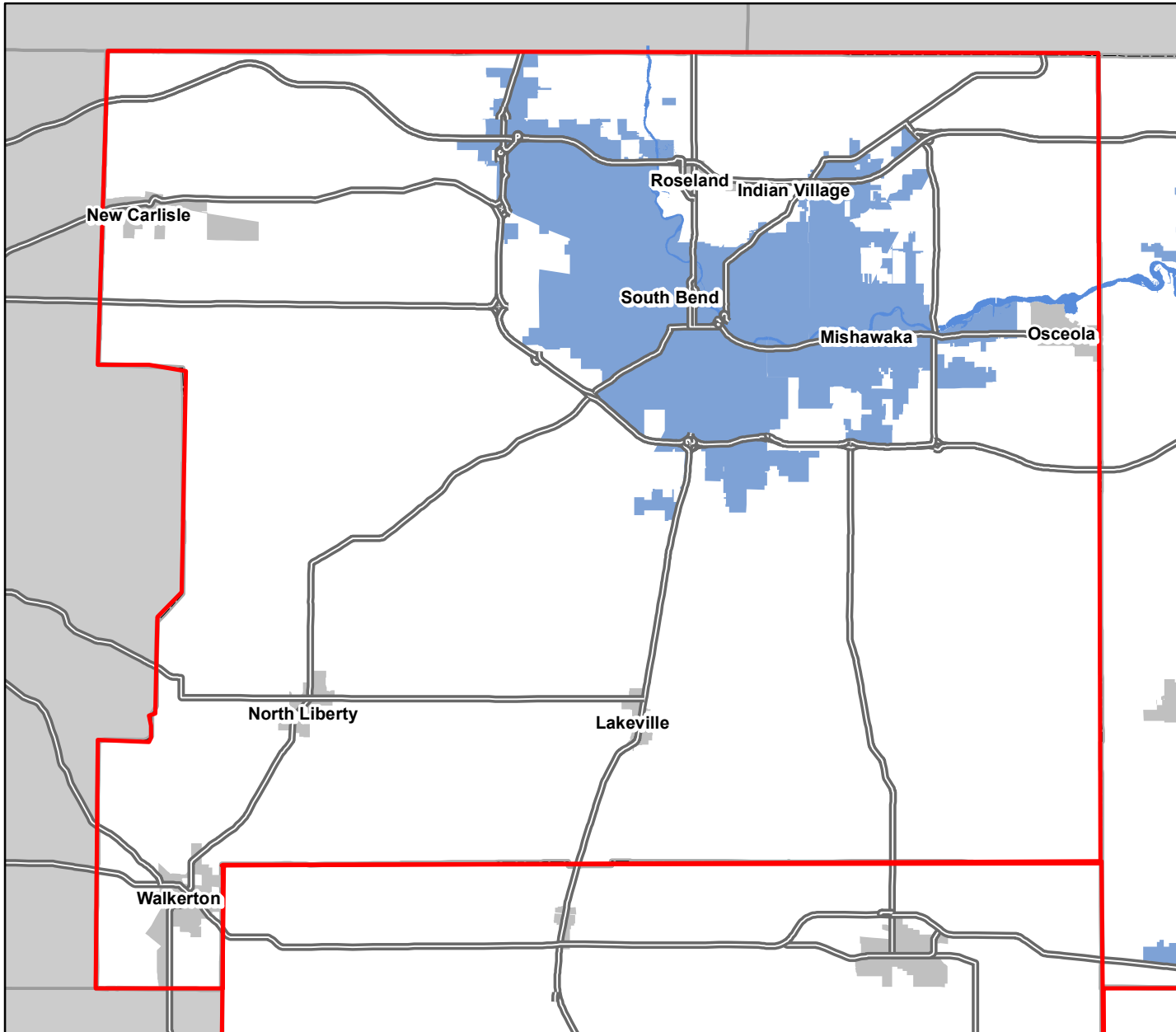
Project Location: Countywide Bridge Inspection and Inventory Program for Cycle Years 2016-2019

Sponsor: St. Joseph County

County: St. Joseph



BRIDGE



Funding

Total Federal Funds: \$457,712.00

Funding Type(s): Bridge

Obligation

Previous FY: \$183,944.00

SFY 2018: \$57,023.88

Total: \$240,967.88

Unobligated Balance

Total Unobligated: \$216,744.12

APPENDIX A: FUNDING SOURCES

Appendix A describes the funding sources referenced in the SFY 2018 Annual List of Obligated Projects. The following funding categories are:

Surface Transportation Program (STP)

The Surface Transportation Program (STP) is the primary funding source for transportation projects. It is separated into several categories: Group I, Group II, Group III, Group IV, and State.

Group I – This is designated for use for urbanized areas with populations of at least 200,000. In the Michiana region, it is available for the South Bend Urbanized Area.

Group II – This is designated for use for urbanized areas with populations greater than or equal to 50,000 but less than 200,000. In the Michiana region, it is available to the Elkhart/Goshen Urbanized Area.

Group III – Is available for use in cities and towns greater or equal to 5,000 but less than 50,000. In the Michiana region, it is available to Nappanee, Plymouth, and Warsaw.

Group IV – is available for use in towns in rural areas that have populations under 5,000 and non-urbanized portions of counties.

Transportation Alternative Program (TAP)

Transportation Alternative Program (TAP) was introduced in MAP-21 and provides funding for programs and projects

defined as transportation alternatives. TAP projects could include bicycle and pedestrian facilities, improving access to public transportation, community improvement activities, safe routes to school projects, and projects for constructing roadways largely in the right-of-way of former Interstate System routes or other divided highways.

Congestion Mitigation Air Quality (CMAQ)

Congestion Mitigation Air Quality (CMAQ) provides flexible funding for transportation projects. Funding is available to reduce congestion and improve air quality for areas that do not meet NAAQS for ozone, carbon monoxide, or particulate matter (non-attainment) and for areas that were once out of compliance but now meet the standard (maintenance).

Bridge Funds

Bridge funds are available to all counties for bridge rehabilitations, replacements, and systematic preventative maintenance. Local public agency (LPA) must be in compliance with National Bridge Inspection Standards. To be eligible for bridge funding a bridge must meet four (4) criteria: 1) it must be on NBI database 2) sufficiency rating of 80 or less 3) classified as structurally deficient or functionally obsolete 4) cannot have been rehabbed or reconstructed in the last ten (10) years.

Congressional High Priority Project (CHPP)

The Congressional High Priority Project program provides designated funding for specific projects identified in the Safe, Accountable, Flexible, Efficient Transportation Equity Act (SAFETEA-LU). Eligible activities under CHPP are environmental documentation, design, right-of-way activities and physical construction.

APPENDIX B: PROJECT TYPE

Appendix B describes common project types which funds are obligated to. Table 1 shows each project type icon and category of work represented in each project profile.







 <p>Bike & Pedestrian Bike/Pedestrian Facilities Sidewalks and ADA Safe Routes to School</p>	 <p>Local Road Added Travel Lanes New Road Construction Road Reconstruction Surface Treatment</p>
 <p>Bridge Bridge Rehabilitation Bridge Replacement Bridge Maintenance New Bridge Construction Bridge Inspection</p>	 <p>Safety Local Safety Projects Sign Replacement Traffic Calming Railroad Grade Crossing</p>
 <p>Intersection Intersection Improvement Roundabouts</p>	 <p>Transportation Enhancement Downtown Beautification Transportation Enhancement</p>

Table 1: Project Type Icons

This Document was prepared by:



227 W. Jefferson Blvd. - 1120 County - City Building – South Bend, IN
P: 574-287-1829 | F: 574-239-4072