

SFY 2019 Annual Listing of Obligated Projects

July 2018 - June 2019



p: 574.287.1829
f: 574.239.4072
www.macog.com



TABLE OF CONTENTS

INTRODUCTION.....	4
SUMMARY OF TOTAL OBLIGATIONS.....	5
LPA OBLIGATED PROJECT SUMMARY.....	6
County Funding Breakdown.....	6
Funding Type Breakdown.....	7
Project Type Breakdown.....	8
LPA PROJECT PROFILES.....	9
ELKHART COUNTY.....	10
KOSCIUSKO COUNTY.....	24
MARSHALL COUNTY.....	36
ST. JOSEPH COUNTY.....	50
APPENDICES.....	68

INTRODUCTION

The Michiana Area Council of Governments (MACOG) is the regional planning agency responsible for transportation planning in Elkhart, Kosciusko, Marshall, and St. Joseph Counties in Indiana. MACOG is the designated Metropolitan Planning Organization (MPO) for St. Joseph and Elkhart Counties, and as well serves as the Rural Planning Organization (RPO) for Kosciusko and Marshall Counties.

As the designated MPO for the region, Federal law requires MACOG to prepare a Transportation Improvement Program (TIP) to indicate how the Metropolitan Transportation Plan (MTP) will be implemented. The TIP identifies projects programmed regionally for federal funding under several programs including Surface Transportation Block Grant Program (STBG), Highway Safety Improvement Program (HSIP), Congestion Mitigation Air Quality (CMAQ), Federal Transit Administration Section 5307, 5309, 5310 and 5339 Programs, and other federal transportation programs.

MPOs are required under the authorized transportation bill, Fixing America's Surface Transportation (FAST) Act, to publish an annual listing of projects which funds have been obligated in the preceding year as a record of project delivery and progress report for public information and disclosure.

An obligation is the Federal government's legal commitment to pay the Federal share of a project. Projects for which funds have been obligated are not necessarily initiated or completed in the program year, and the amount of the obligation will not necessarily equal the total cost of the project. For Federal Transit Administration (FTA) projects, obligation occurs when the FTA grant is awarded. For Federal Highway Administration (FHWA) projects, obligation occurs when a project agreement is executed and the state or grantee requests that the funds be committed to a project.

In addressing FAST Act requirements, this report lists all transportation projects in the region that were obligated during state fiscal year 2019 (July 1, 2018 – June 30, 2019). The Annual Listing of Obligated Projects is consistent with the project listing in the TIP. This includes project description, designation number, as well as the amount of funds programmed in the TIP and its funding source; see Appendix B for list of applicable funding sources.

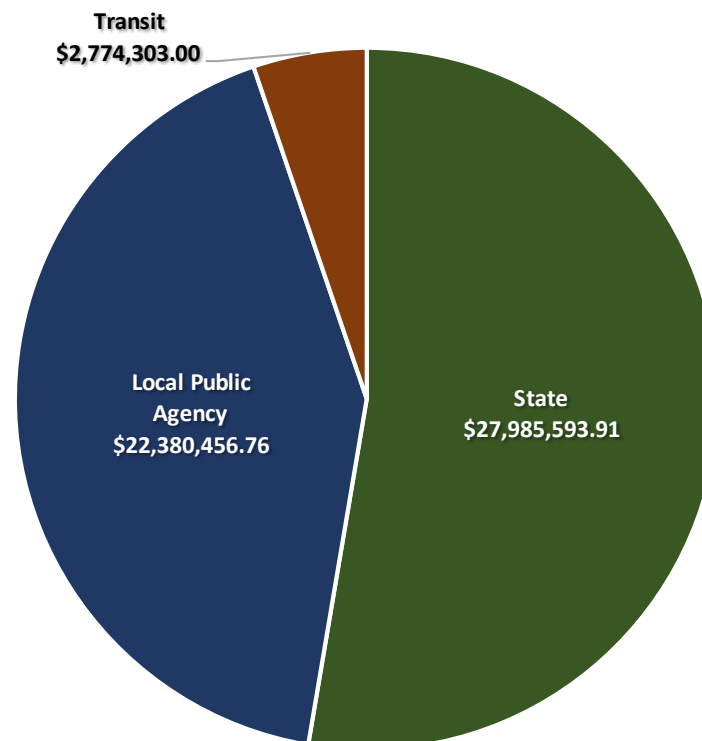
SUMMARY OF OBLIGATED PROJECTS

Total Obligation

Projects are obligated by three sponsoring agencies in the MACOG Region: Local Public Agencies (LPAs), Transit, and the Indiana Department of Transportation (INDOT). Figure 1 shows the funding breakdown of all of the projects that were obligated by each agency in SFY 2019. The total obligation in the MACOG region was approximately \$53.1 million; State sponsored projects consisted of nearly \$28 million in obligations, locally sponsored projects reached \$22.3 million and transit projects obligated for just over \$2.7 million.

The remainder of this report will focus on the LPA sponsored projects showing breakdown by county and funding source. Additionally, profile sheets are included for each project, categorized by county, showing project location, type, and obligation amounts.

Figure 1: Total Obligation by Sponsoring Agencies



LPA OBLIGATED PROJECT SUMMARY

County Funding Breakdown

In SFY 2019, there were 44 projects sponsored by LPAs that saw obligations in the MACOG region for a total of \$22.3 million. These LPAs included the Cities of Elkhart, Goshen, Plymouth, South Bend, Mishawaka, Nappanee, and Warsaw; the towns of Culver, North Liberty and Winona Lake; the Counties of Elkhart, Kosciusko, Marshall, and St. Joseph. Figure 2 shows the total amount of funds that were obligated in each county. St. Joseph County had the highest amount of obligations of \$9.5 million, making up 42% of total funds. Elkhart County obligated \$8.6 million, adding 39%. Kosciusko and Marshall Counties came in with a combined total of \$4.2 million in obligated funds for the remaining 19% of the obligated funds.

Figure 3 shows the total number of projects obligated in each county. 15 projects were obligated in St. Joseph County, or 34% of the total number of projects. In Elkhart County 11 projects obligated, making up 25% of the total. Combined, Kosciusko and Marshall Counties had 18 projects obligated, which made up 41% of the total number of projects.

Figure 2: Total Local Public Agency Obligated Funds

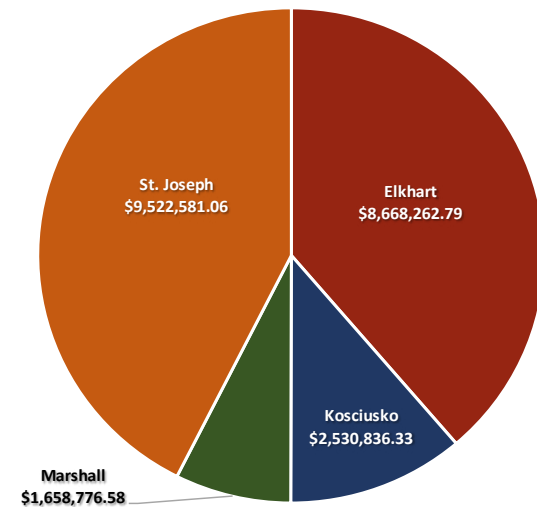
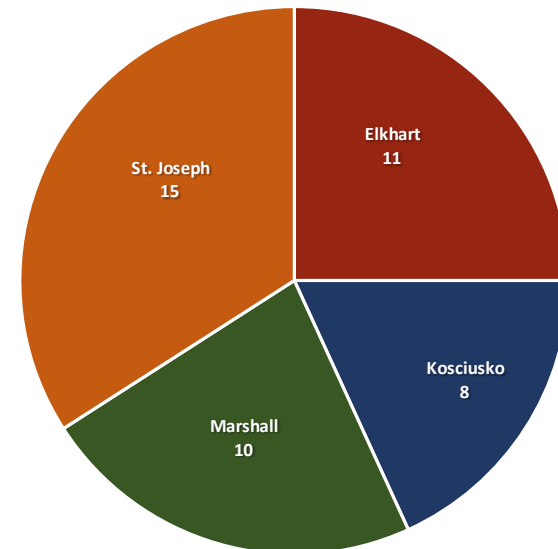


Figure 3: Total Count of Local Public Agency Projects



Funding Type Breakdown

There were 9 funding sources used on obligated projects in SFY 2019, see Appendix B for description of each funding source. Figure 4 depicts the amount of federal funds obligated by funding type. The Surface Transportation Block Grant Program (STBG) Groups I-IV had the most obligated at approximately \$15.4 million. Transportation Alternative Program (TAP) and Recreational Trails Program (RTP), combined with Congestion Mitigation Air Quality (CMAQ) followed with a total of \$5.6 million. Additionally, Highway Safety Improvement Program (HSIP) and Bridge funding amounted to \$1.3 million.

Figure 4: Total LPA Obligations by Funding Type

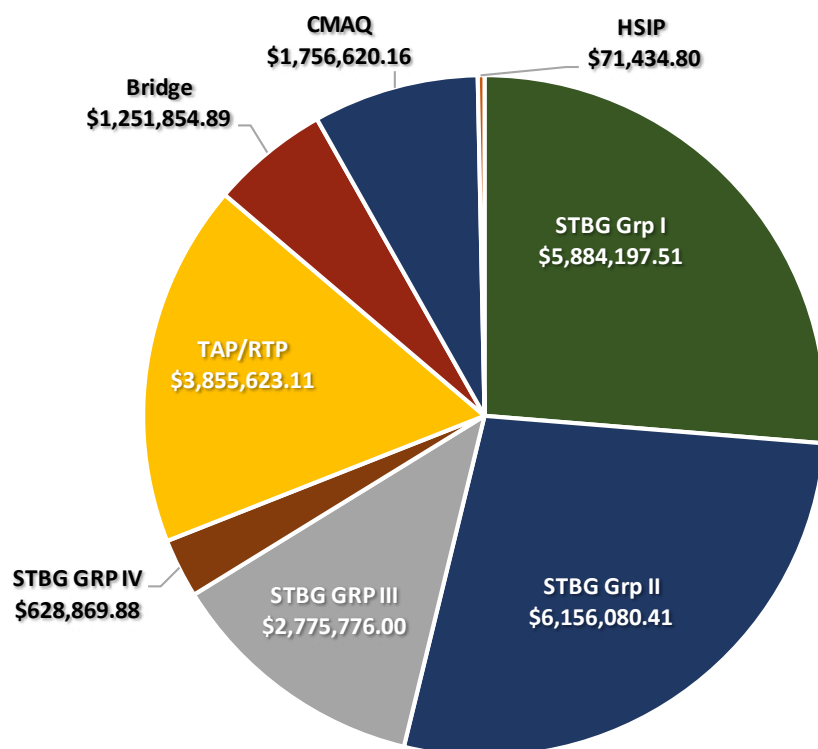


Figure 5: Total LPA Count of Projects By Funding

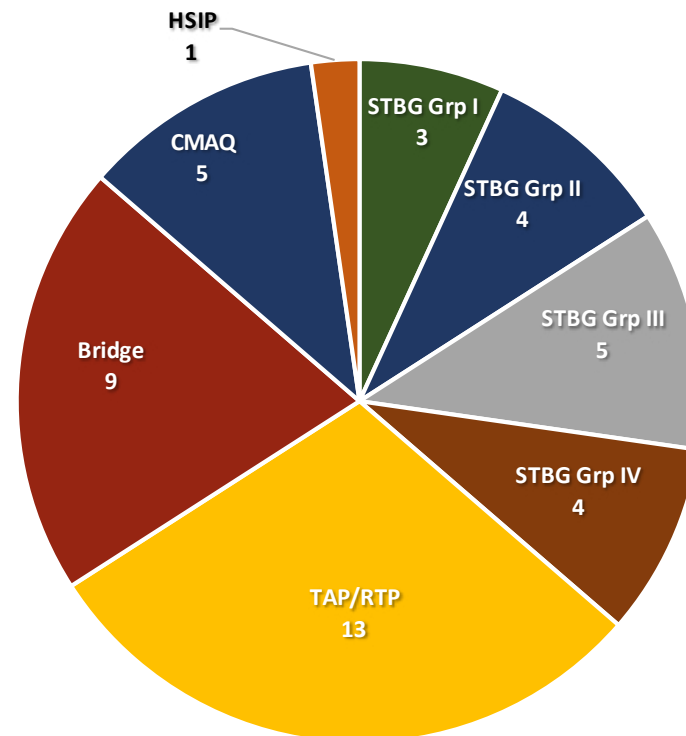


Figure 5 shows the total number of obligated projects by each funding source. STBG Groups I – IV had the most projects obligate at 16 projects, which made up 36% of the total. The next highest was TAP/RTP with 13 projects, followed by bridge funding at 9 projects and CMAQ with 5 projects, which all amounted to 61% of the total local obligations. HSIP funding was placed on 1 project, a total of 2% of the total number of projects.

Project Type Breakdown

Projects can also be broken down into project type. There were 5 project types which obligated in SFY 2019; Local Road, Bike/Pedestrian Facilities, Bridge, Intersection and Safety; see Appendix A for more information on each project type.

Detailed maps are included for each project highlighting the project's DES number, location, sponsor, TIP programmed funding and obligation amounts. The areal imagery for the mapping was collected in calendar year 2019 and highlights many of the completed or under construction projects.

Figure 6 shows the total amount of funds obligated in SFY 2019 for each project type and Figure 7 shows the total number of projects with funding obligated by each project type. Local Road projects had the most funding at \$13.7 million obligated, or 61% of the total project obligation. While Bike/Pedestrian Facility projects had the greatest number of projects with obligated funds at 18 projects.

The following pages are profiles of each LPA sponsored project that had funds obligated towards them in SFY 2019.

Figure 6: Total LPA Obligation by Project Type

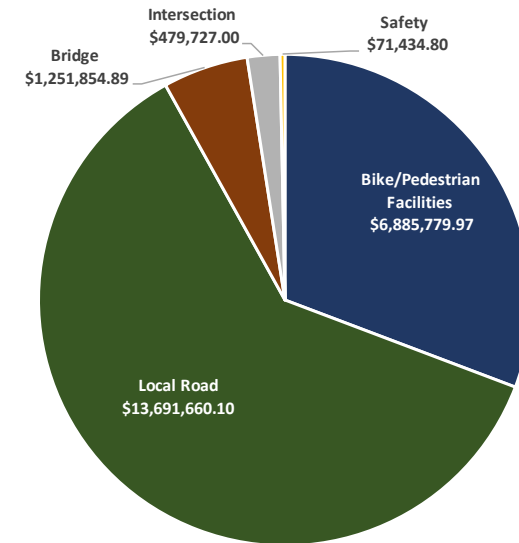
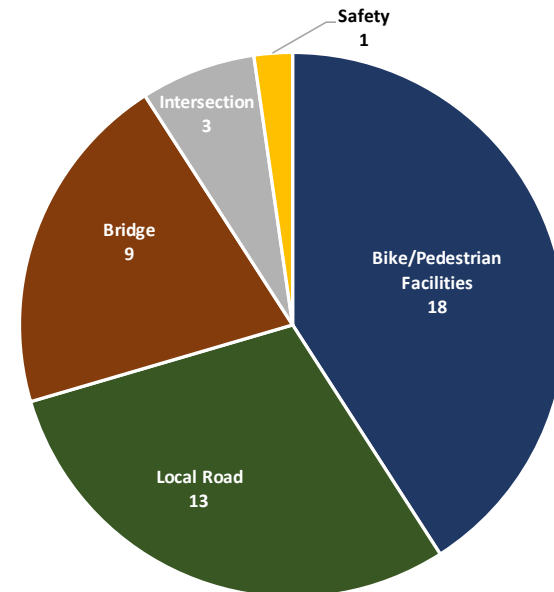


Figure 7: Total LPA Count of Project Types



LPA PROJECT PROFILES



ELKHART COUNTY



DES #	Project Description / Location	Sponsor	County	Project Type	Funding Type	Federally Programmed	Previously Obligated (Prior to SFY 2019)	SFY 2019 Obligated	Total Obligation	Unobligated Balance
1400712	Cassopolis Sidewalk from Bristol St to Windsor Ave	Elkhart	Elkhart	Bike/Pedestrian Facilities	STBG Grp II	\$ 2,432,549.00	\$ 801,908.80	\$ 1,338,528.41	\$ 2,140,437.21	\$ 292,111.79
1801611	Bristol St: from Jeanwood Dr. to CR 15	Elkhart	Elkhart	Local Road	STBG Grp II	\$ 5,920,000.00	\$ -	\$ 634,748.00	\$ 634,748.00	\$ 5,285,252.00
1400841	Brg No 102 on CR 35 over the Little Elkhart River	Elkhart County	Elkhart	Bridge	Bridge	\$ 796,756.00	\$ 760,989.10	\$ 8,460.45	\$ 769,449.55	\$ 27,306.45
1592887	Countywide Bridge Inspection and Inventory Program for Cycle Years 2018-2021	Elkhart County	Elkhart	Bridge	Bridge	\$ 379,388.00	\$ 134,304.00	\$ 229,188.72	\$ 363,492.72	\$ 15,895.28
1592329	Pumpkinvine Trail: From CR 33 to CR 20	Elkhart County	Elkhart	Bike/Pedestrian Facilities	Recreational Trails	\$ 200,000.00	\$ 80,000.00	\$ 120,000.00	\$ 200,000.00	\$ -
1702848	CR 40: from SR 19 to CR 7	Elkhart County	Elkhart	Local Road	STBG Grp IV	\$ 1,302,812.00	\$ -	\$ 320,448.00	\$ 320,448.00	\$ 982,364.00
1382811	NW Bike and Pedestrian Walkway, from existing path along Bashor to US 33	Goshen	Elkhart	Bike/Pedestrian Facilities	CMAQ	\$ 2,298,070.00	\$ 1,120,697.95	\$ 129,481.21	\$ 1,250,179.16	\$ 1,047,890.84
1400715	Wilden Ave: Rock Run Creek to 6th St	Goshen	Elkhart	Local Road	STBG Grp II	\$ 5,656,920.00	\$ 286,624.00	\$ 713,824.00	\$ 1,000,448.00	\$ 4,656,472.00
1400995	Ninth St Multi-Use Path from College Ave to Purl St	Goshen	Elkhart	Bike/Pedestrian Facilities	TAP	\$ 1,400,000.00	\$ 218,992.00	\$ 1,128,180.00	\$ 1,347,172.00	\$ 52,828.00
1401747	Kercher Road: from Dierdorff to US 33	Goshen	Elkhart	Local Road	STBG Grp II	\$ 4,836,100.00	\$ 1,107,896.00	\$ 3,468,980.00	\$ 4,576,876.00	\$ 259,224.00
1702862	Woodview Dr. from N. Main St. (SR 19) to Oakland Ave. (Co Rd 7)	Nappanee	Elkhart	Local Road	STBG Grp III	\$ 2,946,824.00	\$ -	\$ 576,424.00	\$ 576,424.00	\$ 2,370,400.00
1801362	Clean Air Campaign - 2019	MACOG	Elkhart	UPWP	CMAQ	\$ 50,000.00	\$ -	\$ 50,000.00	\$ 50,000.00	\$ -

Figure 8: Total Obligations by LPA Project Type

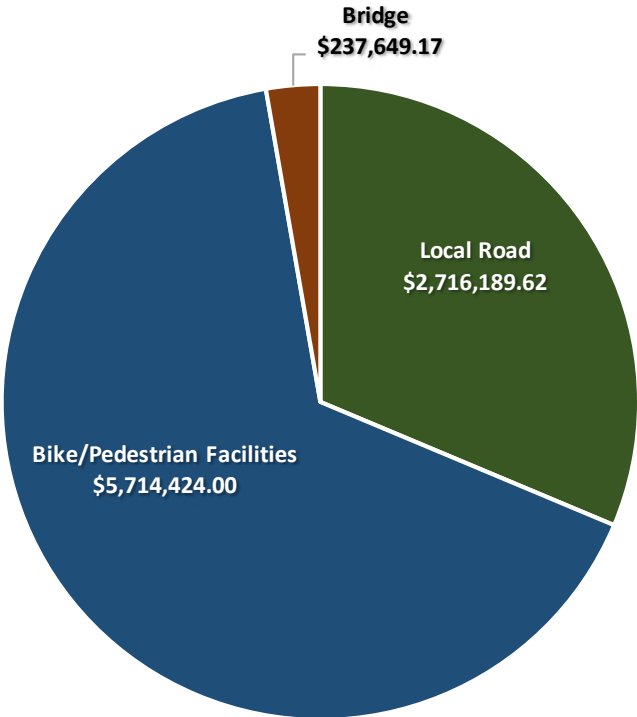
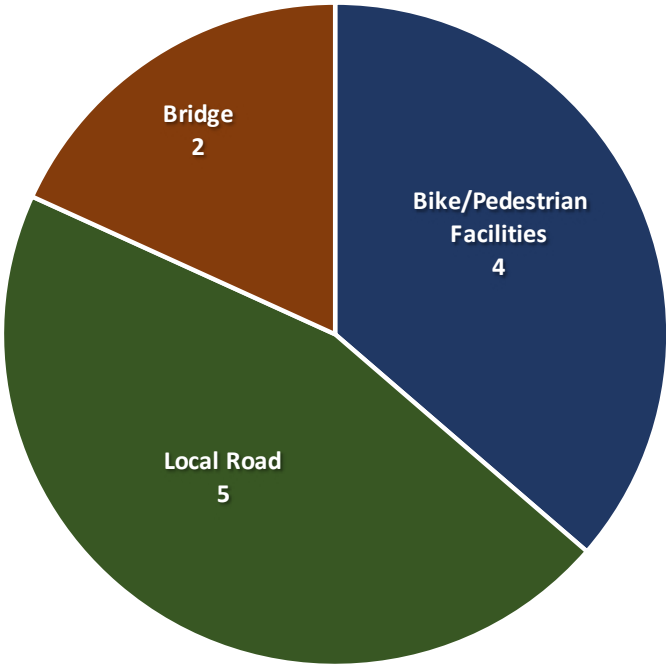


Figure 9: Total Number of LPA Projects by Type



DES #: 1400712

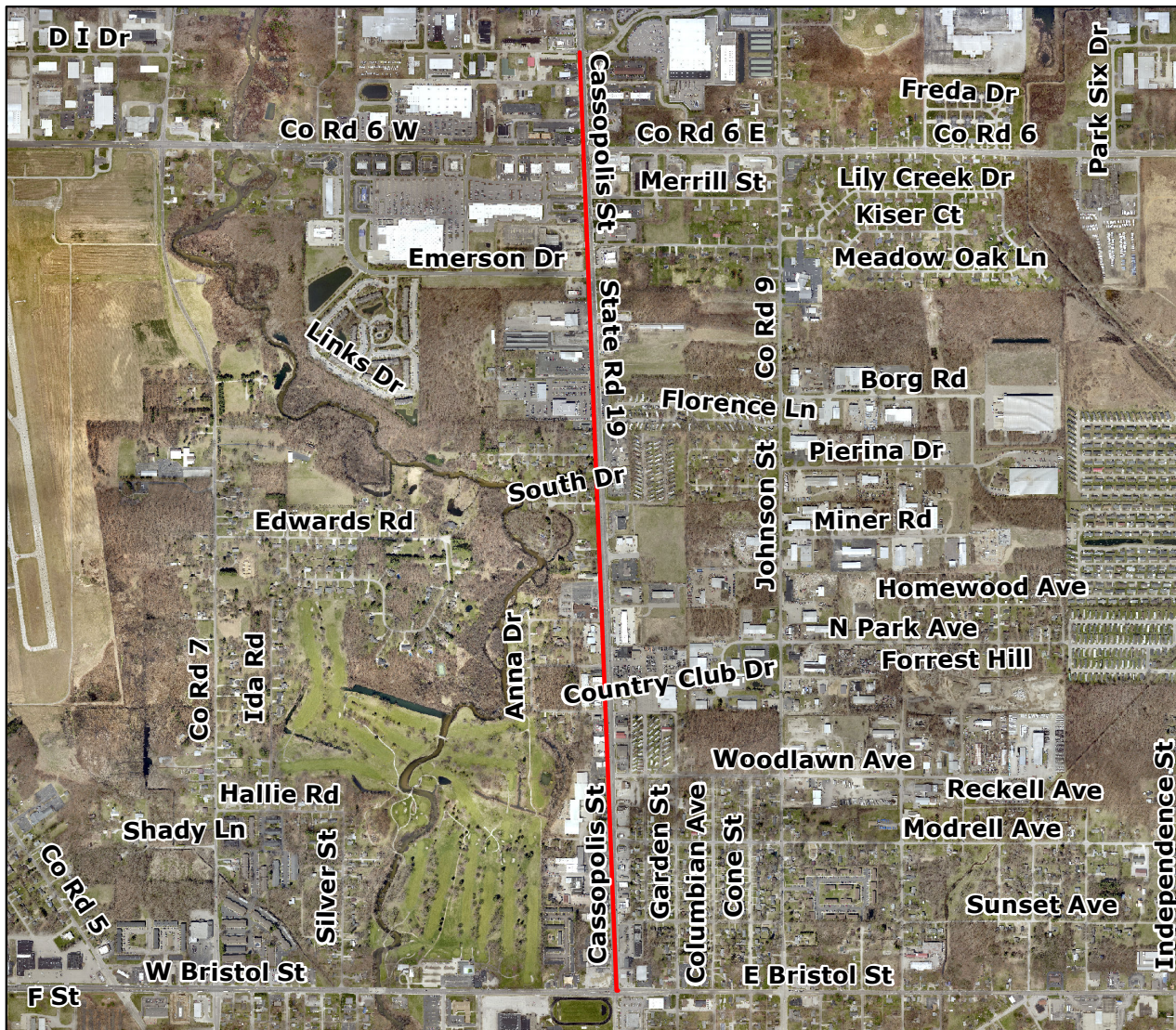
Project Location: Cassopolis Sidewalk from Bristol St. to Windsor Ave.

Sponsor: Elkhart

County: Elkhart



BIKE & PEDESTRIAN



Funding

Total Federal Funds: \$2,432,549.00

Funding Type(s): STBG Grp II

Obligation

Previous FY: \$801,908.80

SFY 2019: \$1,338,528.41

Total: \$2,140,437.21

Unobligated Balance

Total Unobligated: \$292,111.79

DES #: 1801611

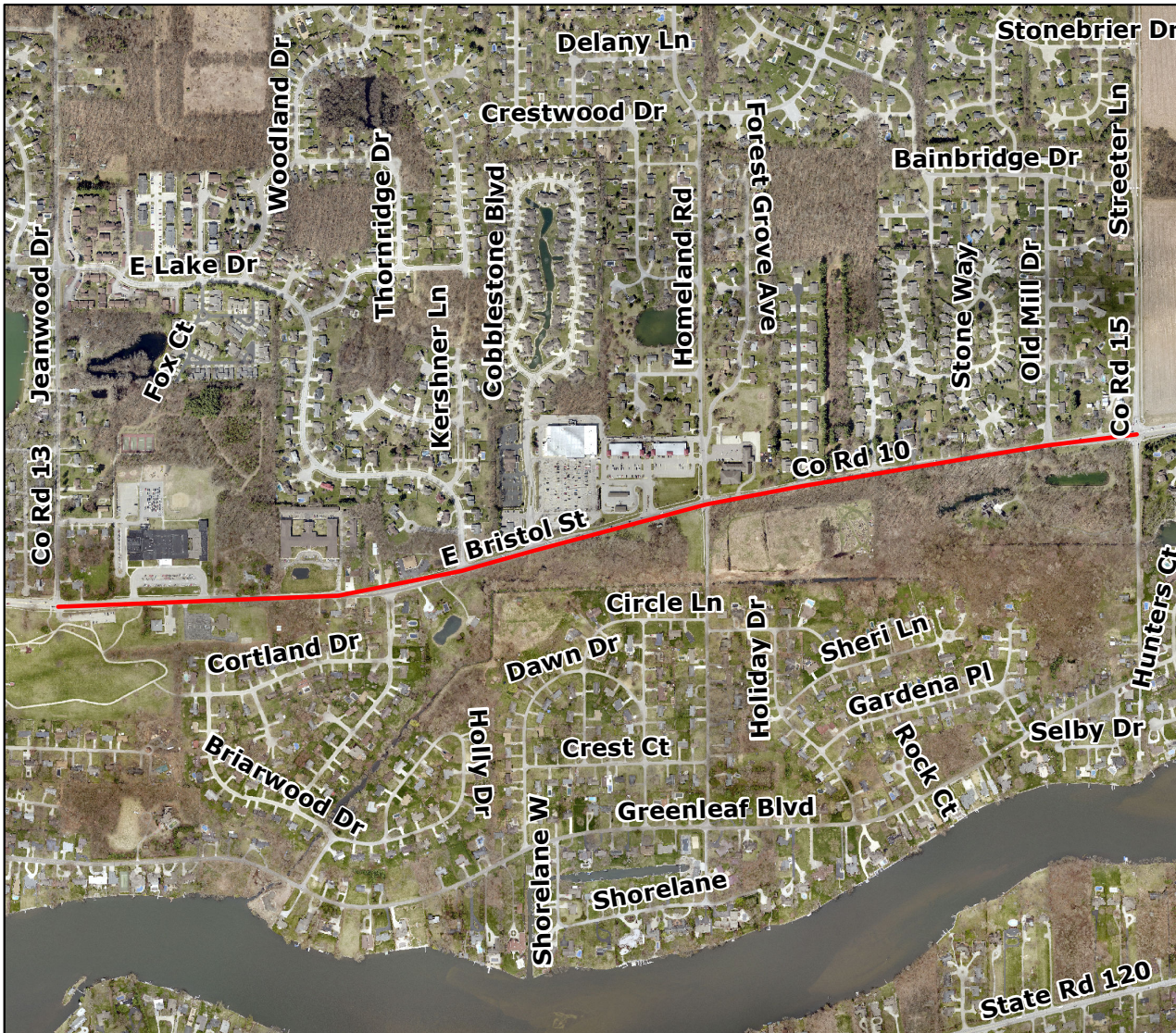
Project Location: Bristol St: from Jeanwood Dr. to CR 15

Sponsor: Elkhart

County: Elkhart



LOCAL ROAD



Funding

Total Federal Funds: \$5,920,000.00

Funding Type(s): STBG Grp II

Obligation

Previous FY: \$0.00

SFY 2019: \$634,748.00

Total: \$634,748.00

Unobligated Balance

Total Unobligated: \$5,285,252.00

DES #: 1400841

Project Location: Brg No 102 on CR 35 over the Little Elkhart River

Sponsor: Elkhart County

County: Elkhart



BRIDGE



Funding

Total Federal Funds: \$796,756.00

Funding Type(s): Bridge

Obligation

Previous FY: \$760,989.10

SFY 2019: \$8,460.45

Total: \$769,449.55

Unobligated Balance

Total Unobligated: \$27,306.45

DES #: 1592887

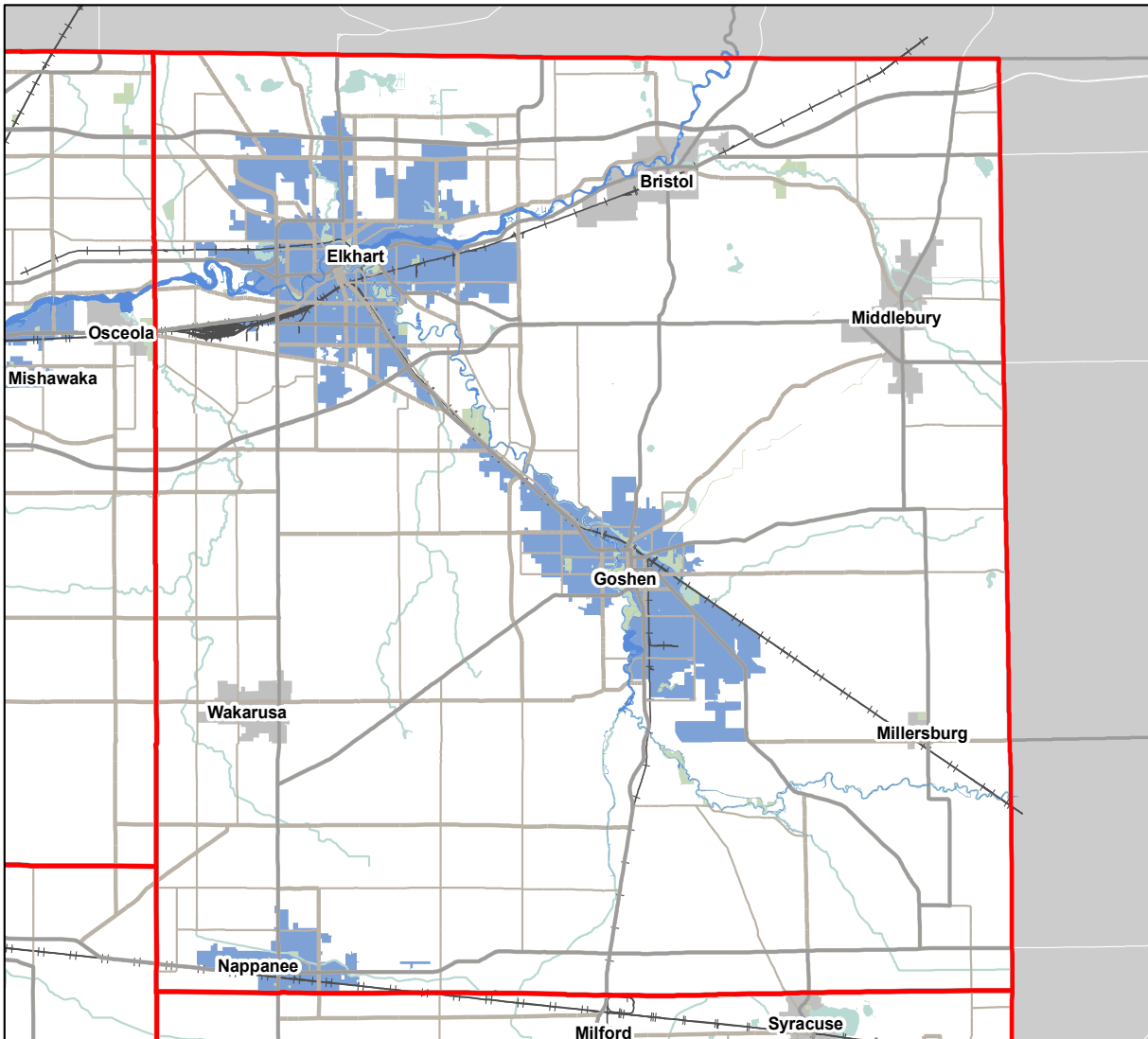
Project Location: Countywide Bridge Inspection and Inventory Program for Cycle Years 2018-2021

Sponsor: Elkhart County

County: Elkhart



BRIDGE



Funding

Total Federal Funds: \$379,388.00

Funding Type(s): Bridge

Obligation

Previous FY: \$134,304.00

SFY 2019: \$229,189.00

Total: \$363,492.72

Unobligated Balance

Total Unobligated: \$15,895.30

DES #: 1592329

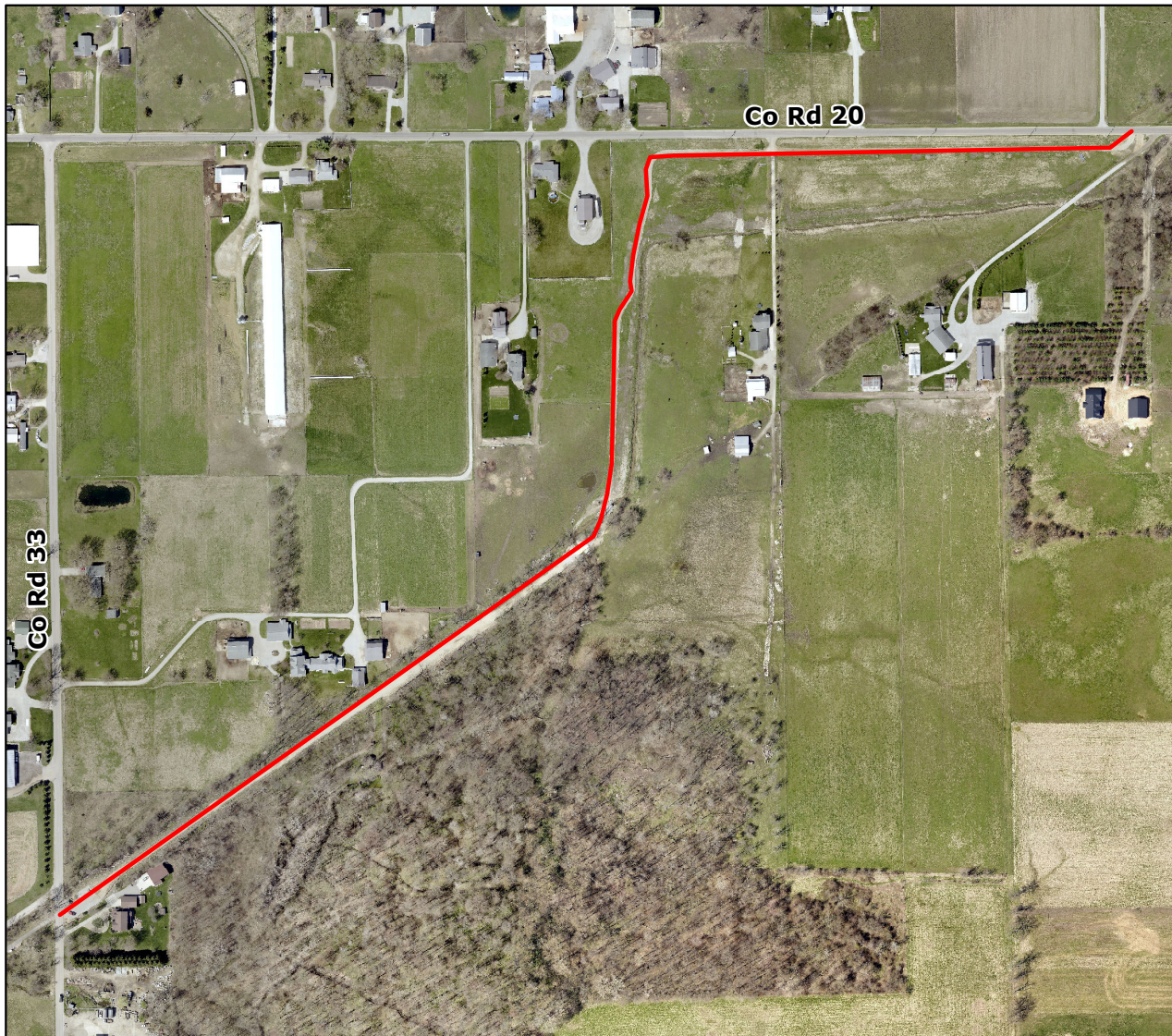
Project Location: Pumpkinvine Trail: from CR 33 to CR 20

Sponsor: Elkhart County

County: Elkhart



BIKE & PEDESTRIAN



Funding

Total Federal Funds: \$200,000.00

Funding Type(s): Recreational Trails

Obligation

Previous FY: \$80,000.00

SFY 2019: \$120,000.00

Total: \$200,000.00

Unobligated Balance


Total Unobligated: \$0.00

DES #: 1702848

Project Location: CR 40: from SR 19 to CR 7

Sponsor: Elkhart County

County: Elkhart



LOCAL ROAD



Funding

Total Federal Funds: \$1,302,812.00

Funding Type(s): STBG Grp IV

Obligation

Previous FY: \$0.00

SFY 2019: \$320,448.00

Total: \$320,448.00

Unobligated Balance

Total Unobligated: \$982,364.00

DES #: 1382811

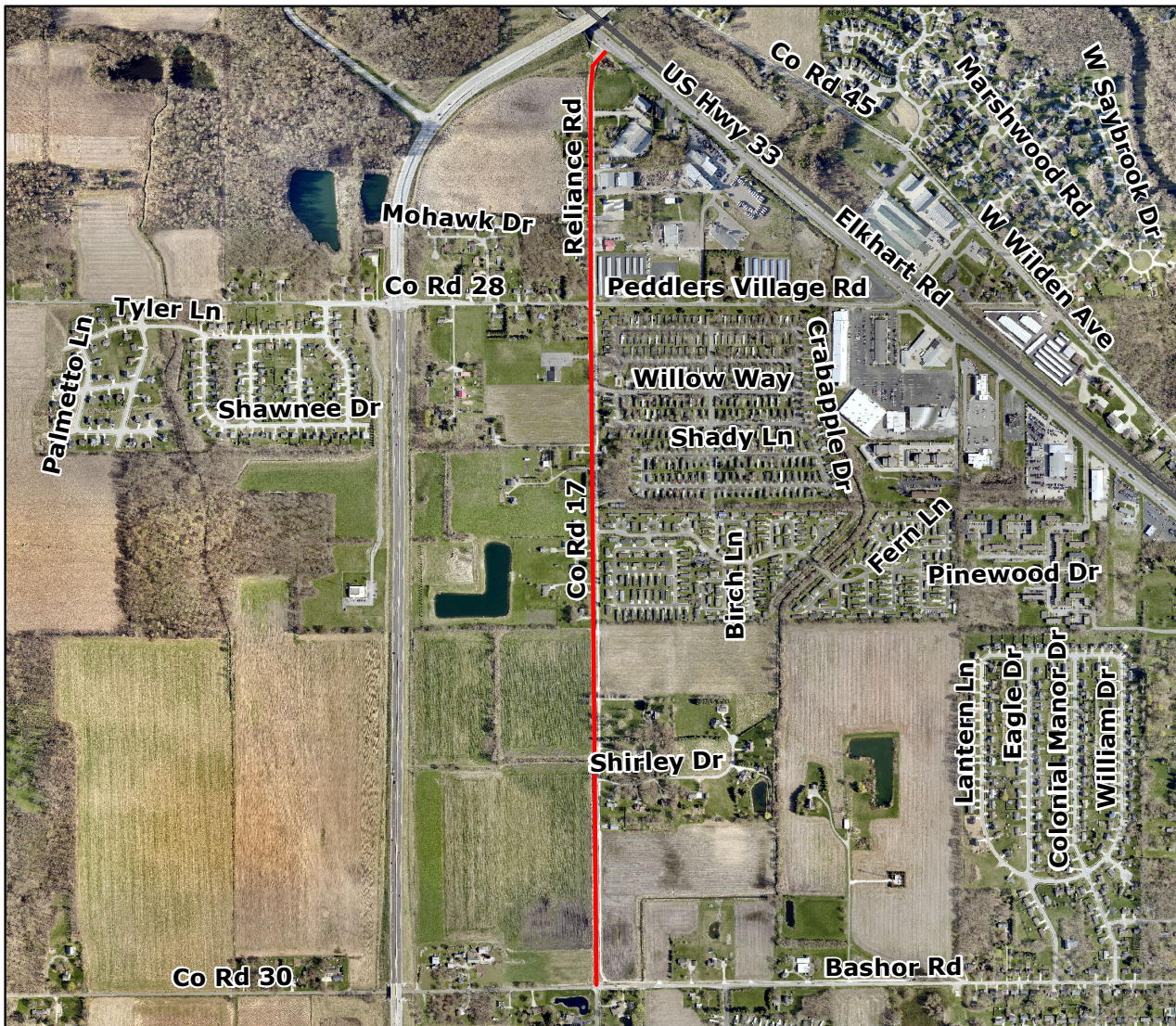
Project Location: NW Bike and Pedestrian Walkway, from existing path along Bashor to US 33

Sponsor: Goshen

County: Elkhart



BIKE & PEDESTRIAN



Funding

Total Federal Funds: \$2,298,070.00

Funding Type(s): CMAQ

Obligation

Previous FY: \$1,120,697.95

SFY 2019: \$129,481.21

Total: \$1,250,179.16

Unobligated Balance

Total Unobligated: \$1,047,890.84

DES #: 1400715

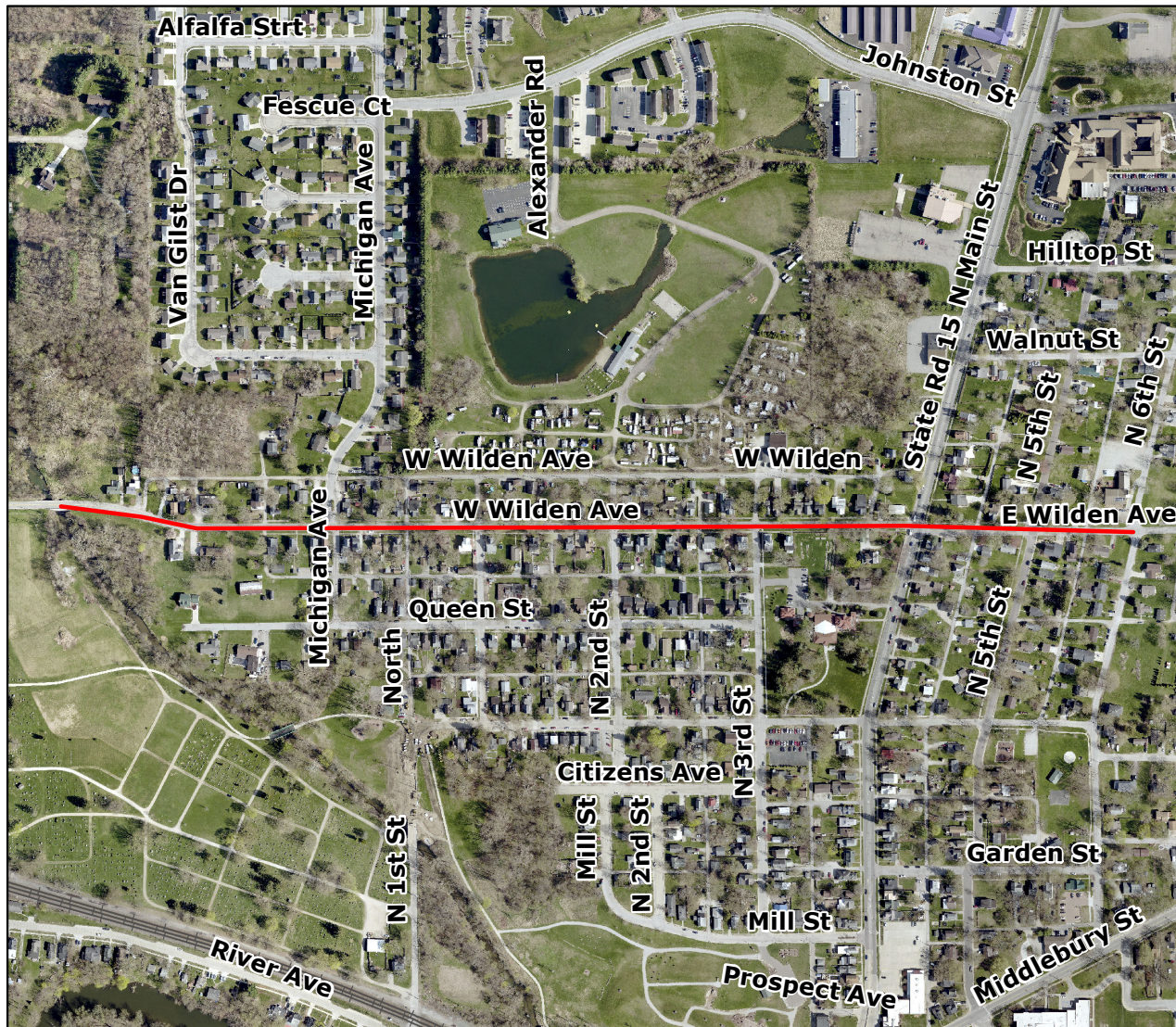
Project Location: Wilden Ave.: Rock Run Creek to 6th St

Sponsor: Goshen

County: Elkhart



BIKE & PEDESTRIAN



Funding

Total Federal Funds: \$5,656,920.00

Funding Type(s): STBG Grp II

Obligation

Previous FY: \$286,624.00

SFY 2019: \$713,824.00

Total: \$1,000,448.00

Unobligated Balance

Total Unobligated: \$4,656,472.00

DES #: 1401747

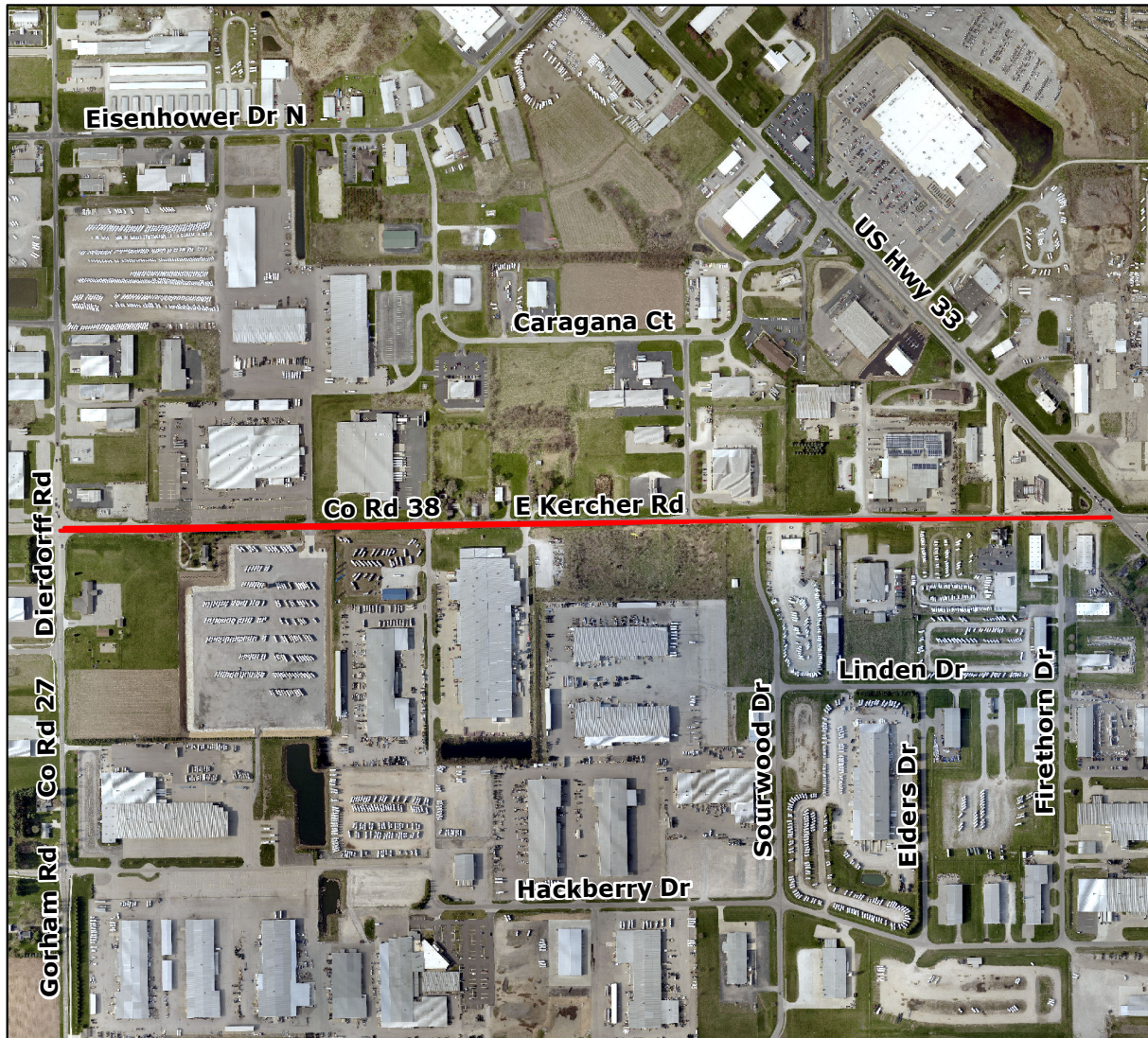
Project Location: Kercher Road: from Dierdorff to US 33

Sponsor: Goshen

County: Elkhart



LOCAL ROAD



Funding

Total Federal Funds: \$4,836,100.00

Funding Type(s): SRBG Grp II

Obligation

Previous FY: \$1,107,896.00

SFY 2019: \$3,468,980.00

Total: \$4,576,876.00

Unobligated Balance

Total Unobligated: \$259,224.00

DES #: 1702862

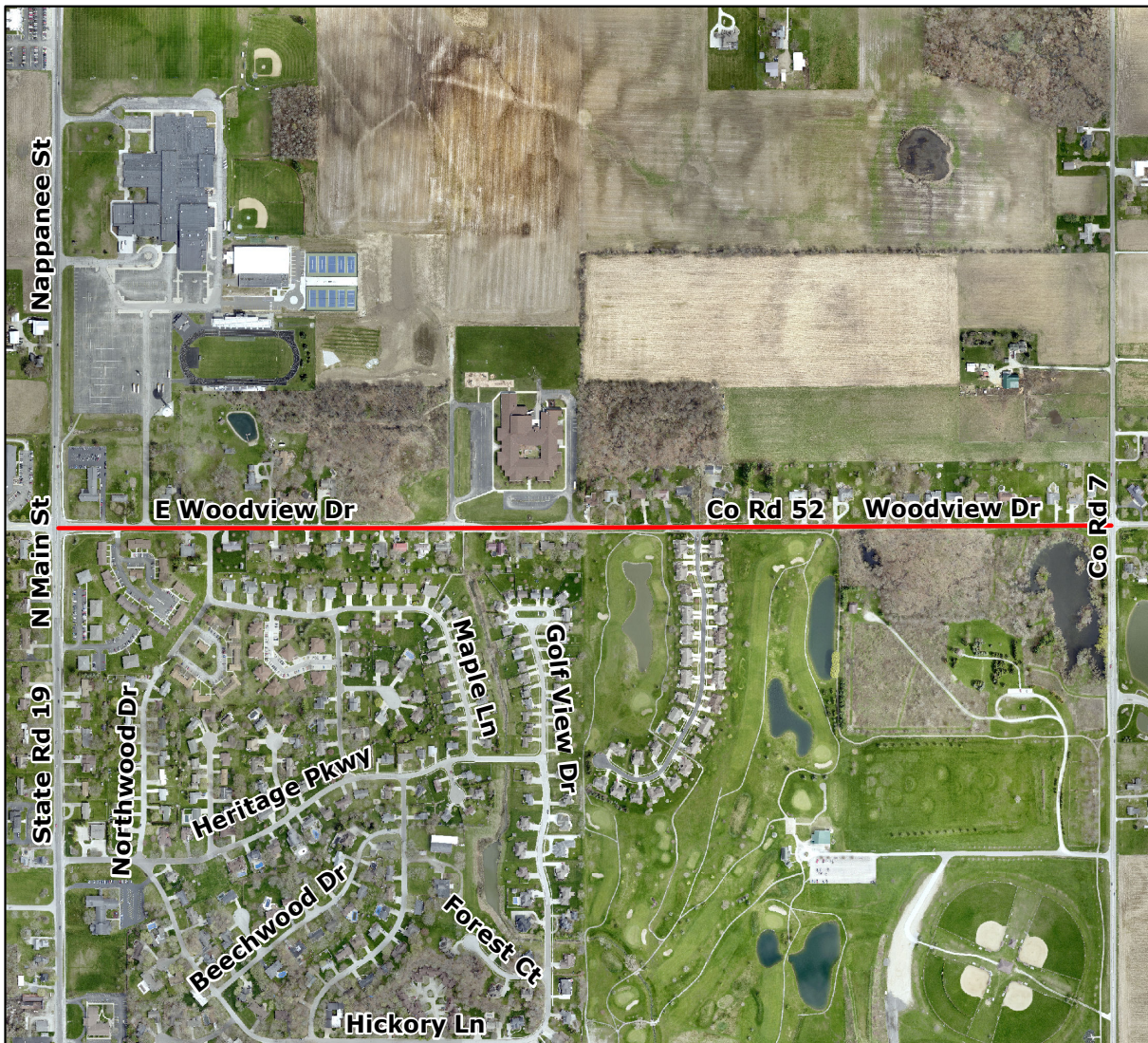
Project Location: Woodview Dr. from N. Main St. (SR 19) to Oakland Ave. (CR 7)

Sponsor: Nappanee

County: Elkhart



LOCAL ROAD



Funding

Total Federal Funds: \$2,946,824.00

Funding Type(s): STBG Grp III

Obligation

Previous FY: \$0.00

SFY 2019: \$576,424.00

Total: \$576,424.00

Unobligated Balance

Total Unobligated: \$2,370,400.00



KOSCIUSKO COUNTY



DES #	Project Description / Location	Sponsor	County	Project Type	Funding Type	Federally Programmed	Previously Obligated (Prior to SFY 2019)	SFY 2019 Obligated	Total Obligation	Unobligated Balance
0902295	Western Route-Old US 30: from Zimmer Rd to Walnut Creek, Ph 4	Kosciusko County	Kosciusko	Local Road	STBG Grp IV	\$ 3,003,864.00	\$ 3,392,380.22	\$ 83.82	\$ 3,392,464.04	\$ -
1592891	Countywide Bridge Inspection and Inventory Program for Cycle Years 2018-2021	Kosciusko County	Kosciusko	Bridge	Bridge	\$ 168,482.00	\$ 139,035.70	\$ 12,342.91	\$ 151,378.61	\$ 17,103.39
1702866	Bridge #227: on S. Hand Street over Walnut Creek	Kosciusko County	Kosciusko	Bridge	Bridge	\$ 865,279.00	\$ -	\$ 180,177.60	\$ 180,177.60	\$ 685,101.40
1400786	E. Market St: from Hickory to Bronson St.	Warsaw	Kosciusko	Local Road	STBG Grp III	\$ 1,769,440.00	\$ 214,560.00	\$ 1,554,880.00	\$ 1,769,440.00	\$ -
1702849	Anchorage Rd (CR 200 N) from SR 15 to Biomet Dr	Warsaw	Kosciusko	Local Road	STBG Grp III	\$ 3,318,963.00	\$ -	\$ 307,200.00	\$ 307,200.00	\$ 3,011,763.00
1702850	Sheridan St, E Clark, & E Ft Wayne St - Between Colfax St and Cook St	Warsaw	Kosciusko	Bike/Pedestrian Facilities	TAP	\$ 1,345,371.00	\$ -	\$ 138,880.00	\$ 138,880.00	\$ 1,206,491.00
1802784	Hickory St: from Market St to Main St	Warsaw	Kosciusko	Local Road	STBG Grp III	\$ 671,400.00	\$ -	\$ 57,600.00	\$ 57,600.00	\$ 613,800.00
1600788	Intersection of Argonne Rd, Winona Ave, Kings Highway and Park Ave	Winona Lake	Kosciusko	Intersection	STBG Grp III	\$ 1,342,992.00		\$ 279,672.00	\$ 279,672.00	\$ 1,063,320.00

Figure 10: Total Obligation by LPA Project Type

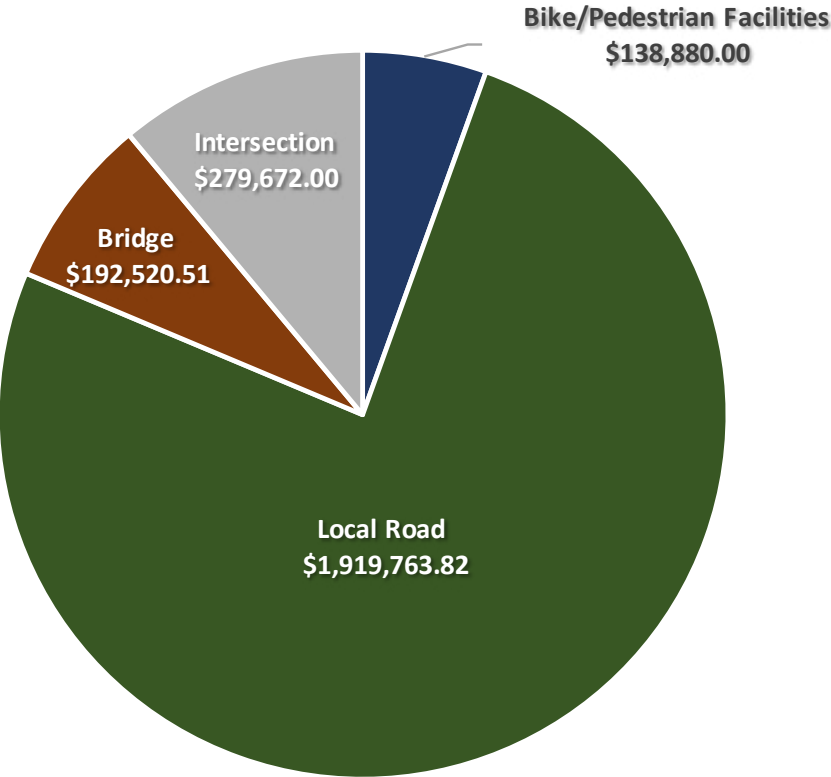
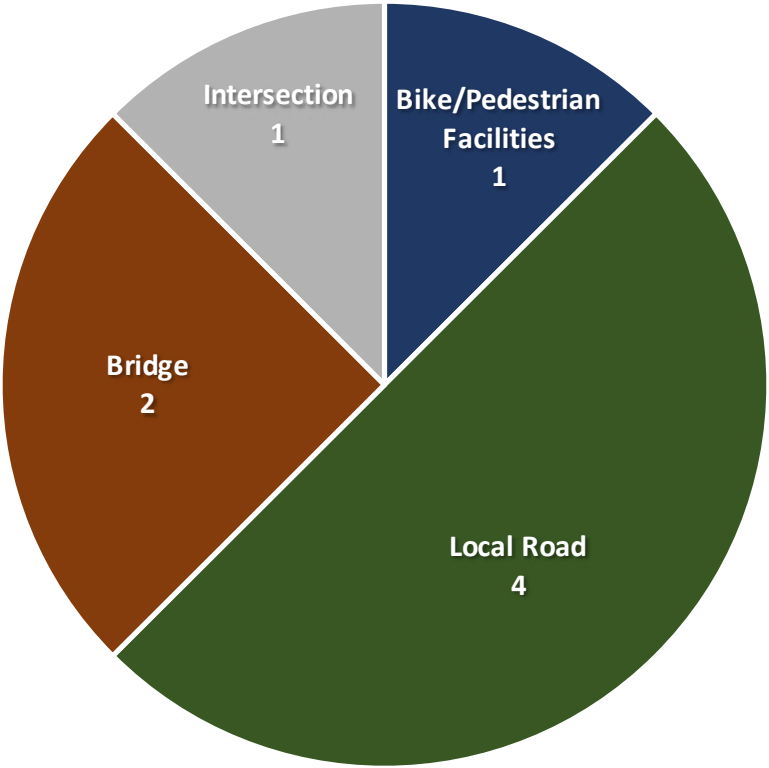


Figure 11: Total Number of LPA Projects by Type

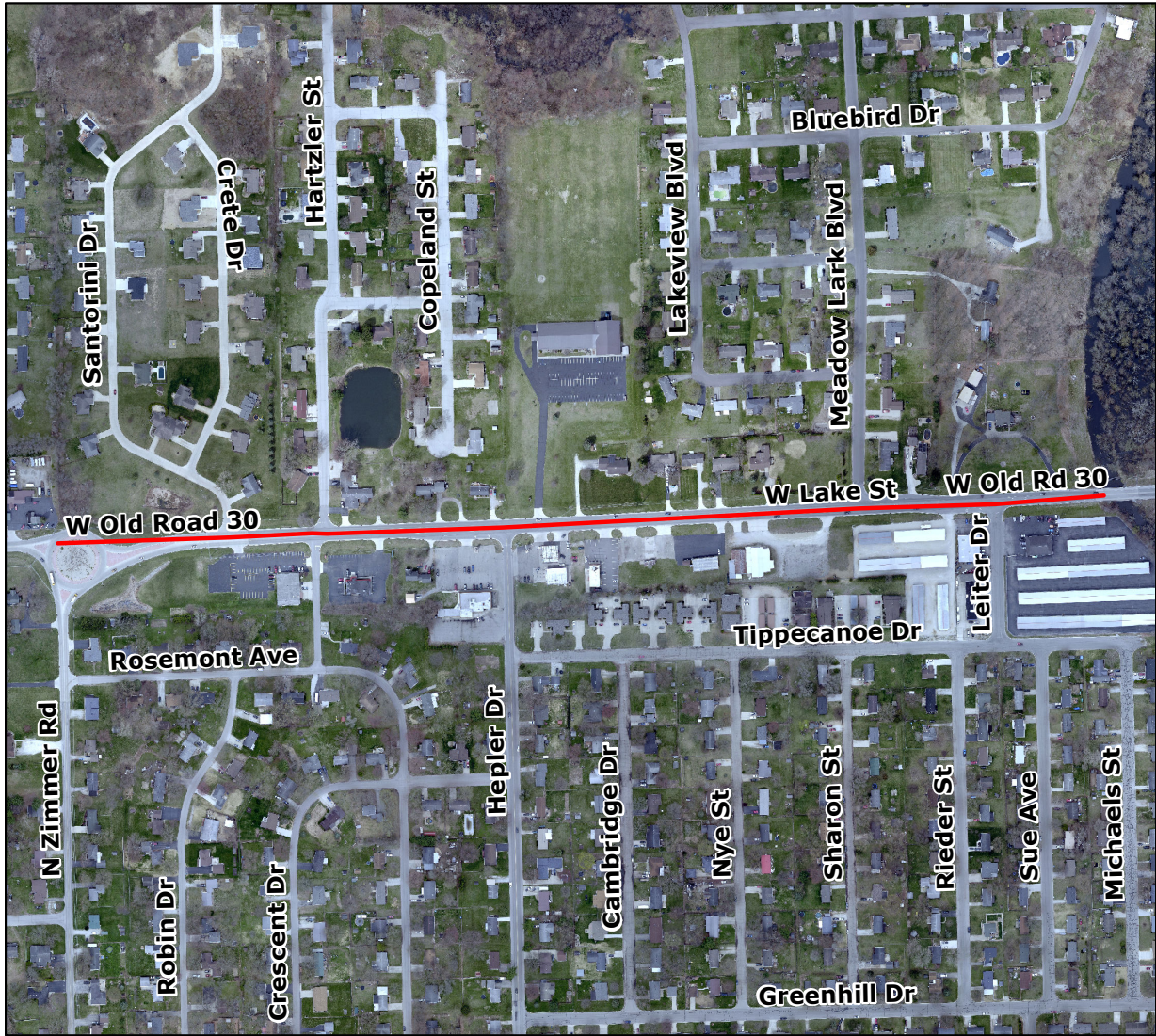


DES #: 0902295

Project Location: Western Route-Old US 30: from Zimmer Rd. to Walnut Creek, Ph 4

Sponsor: Kosciusko County

County: Kosciusko



Funding

Total Federal Funds: \$3,003,864.00

Funding Type(s): STBG Grp IV

Obligation

Previous FY: \$3,392,380.22

SFY 2019: \$83.82

Total: \$3,392,464.04

Unobligated Balance

Total Unobligated: \$0.00

DES #: 1592891

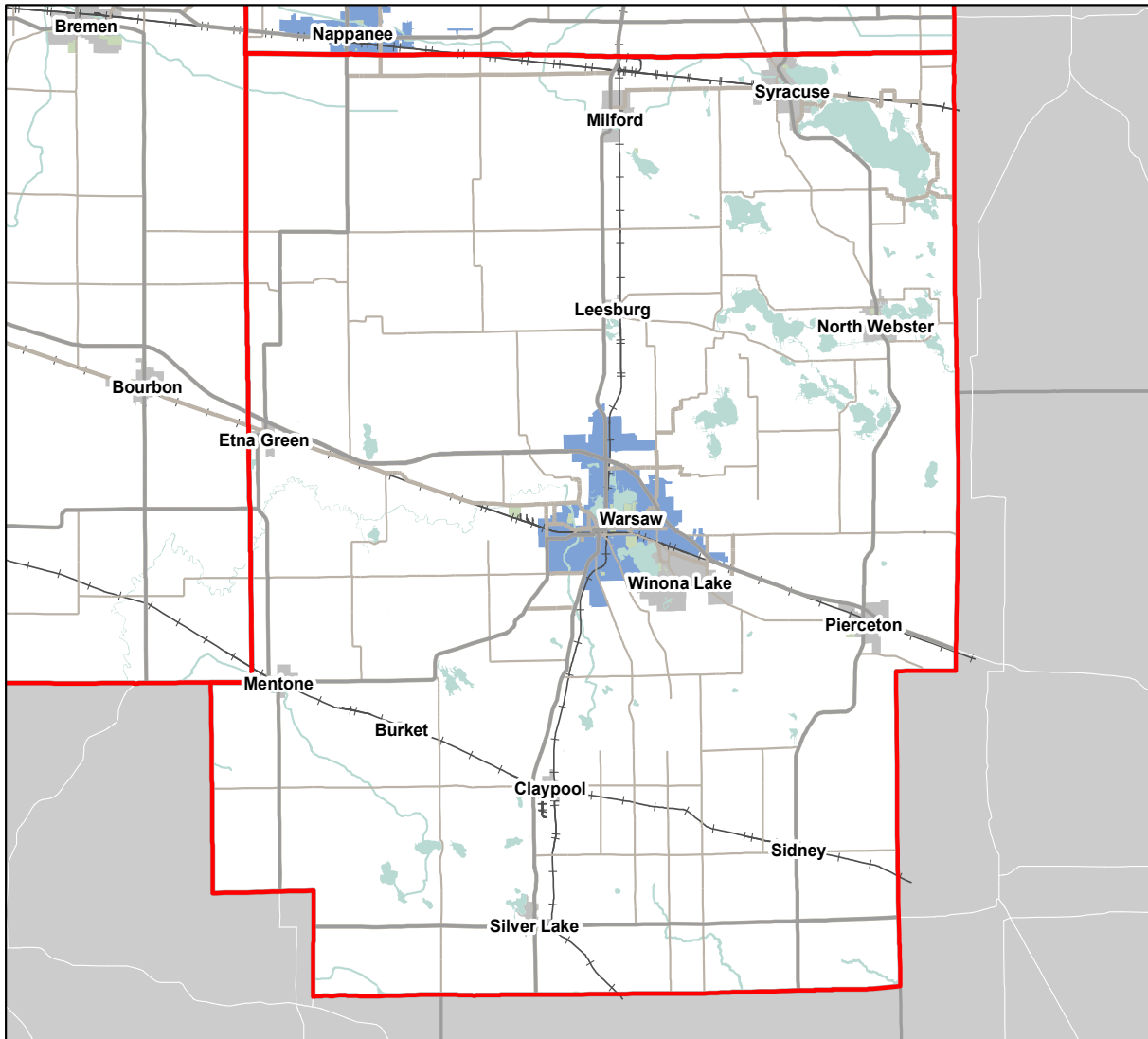
Project Location: Countywide Bridge Inspection and Inventory Program for Cycle Years 2018-2021

Sponsor: Kosciusko County

County: Kosciusko



BRIDGE



Funding

Total Federal Funds: \$168,482.00

Funding Type(s): Bridge

Obligation

Previous FY: \$139,036.00

SFY 2019: \$12,342.90

Total: \$151,378.61

Unobligated Balance

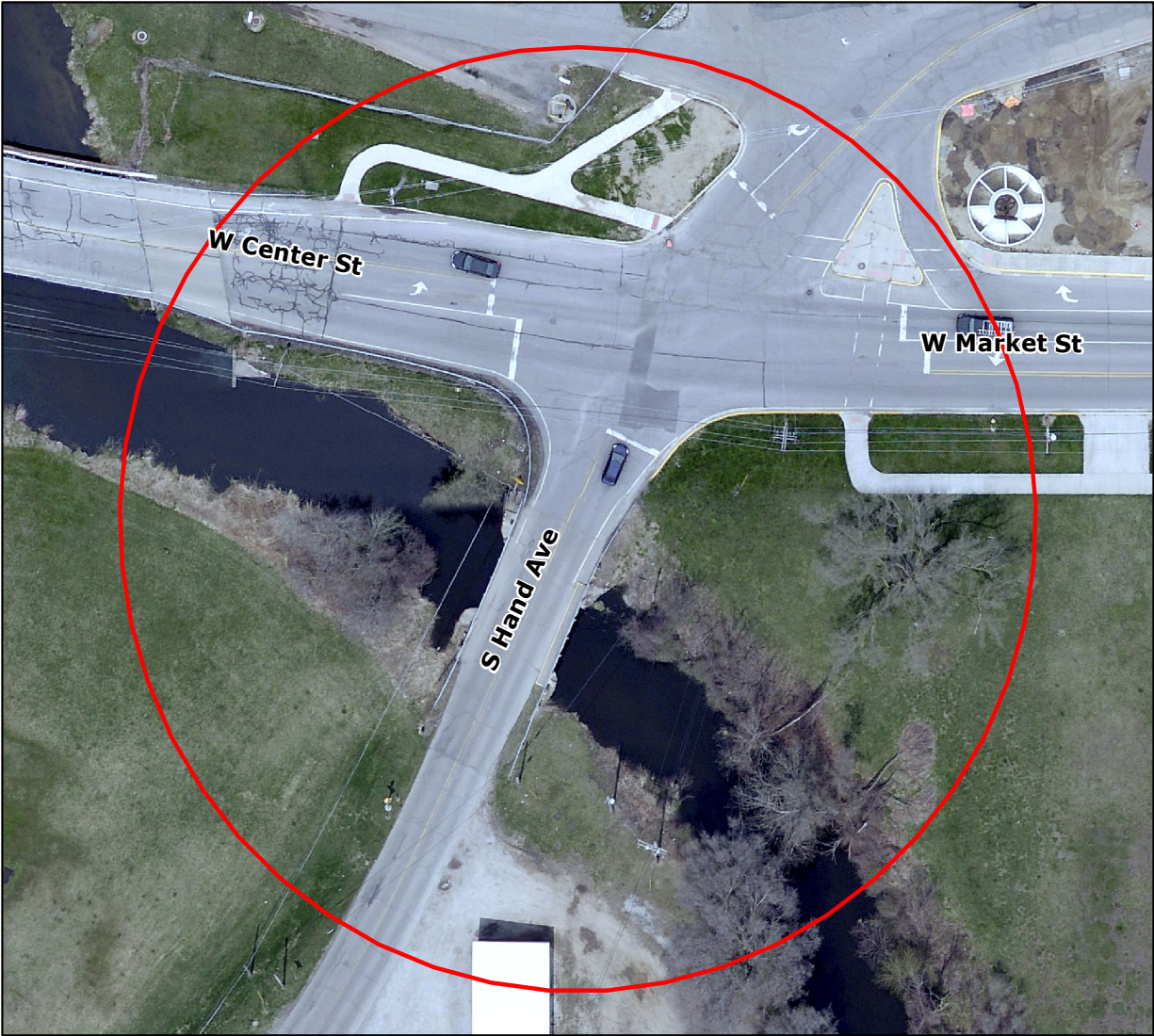
Total Unobligated: \$17,103.40

DES #: 1702866

Project Location: Bridge #227: on S. Hand St. over Walnut Creek

Sponsor: Kosciusko County

County: Kosciusko



Funding

Total Federal Funds: \$865,279.00

Funding Type(s): Bridge

Obligation

Previous FY: \$0.00

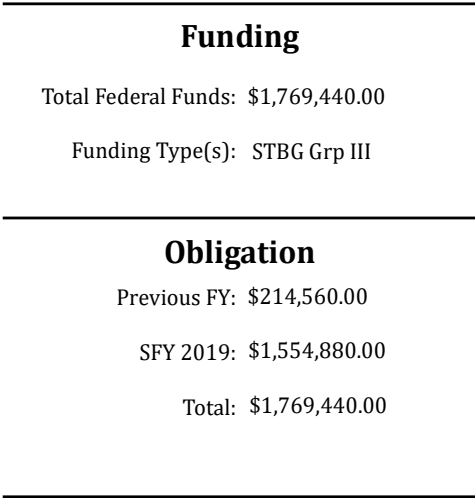
SFY 2019: \$180,177.60

Total: \$180,177.60

Unobligated Balance

Total Unobligated: \$685,101.40

County: Kosciusko



Total Unobligated: \$0.00

DES #: 1702849

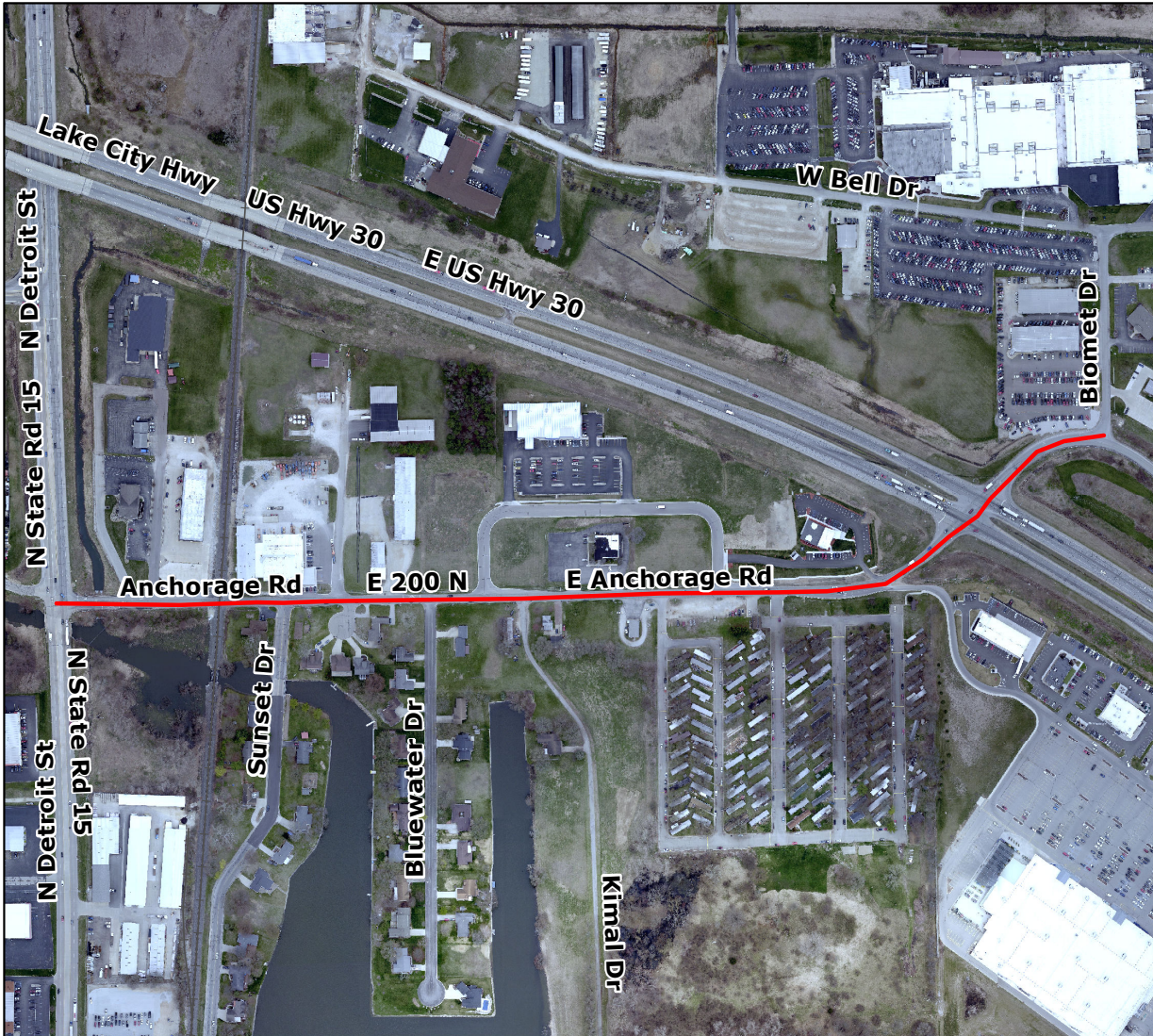
Project Location: Anchorage Rd (CR 200 N) from SR 15 to Biomet Dr

Sponsor: Warsaw

County: Kosciusko



LOCAL ROAD



Funding

Total Federal Funds: \$3,318,963.00

Funding Type(s): STBG Grp III

Obligation

Previous FY: \$0.00

SFY 2019: \$307,200.00

Total: \$307,200.00

Unobligated Balance

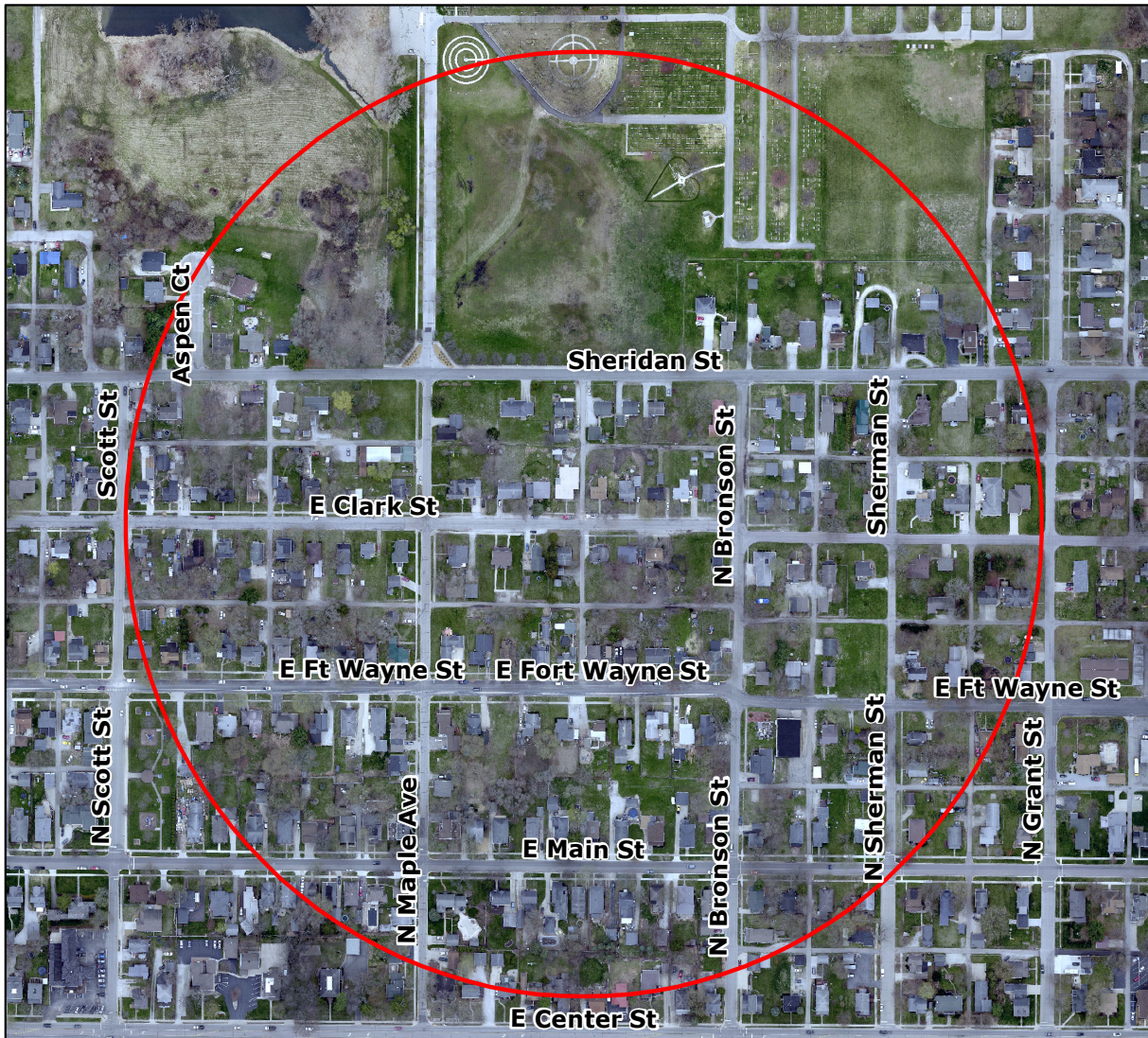
Total Unobligated: \$3,011,763.00

DES #: 1702850

Project Location: Sheridan St, E. Clark, & E. Ft. Wayne St. - Between Colfax and Cook St

Sponsor: Warsaw

County: Kosciusko



Funding

Total Federal Funds: \$1,345,371.00

Funding Type(s): TAP

Obligation

Previous FY: \$0.00

SFY 2019: \$138,880.00

Total: \$138,880.00

Unobligated Balance

Total Unobligated: \$1,206,491.00

DES #: 1802784

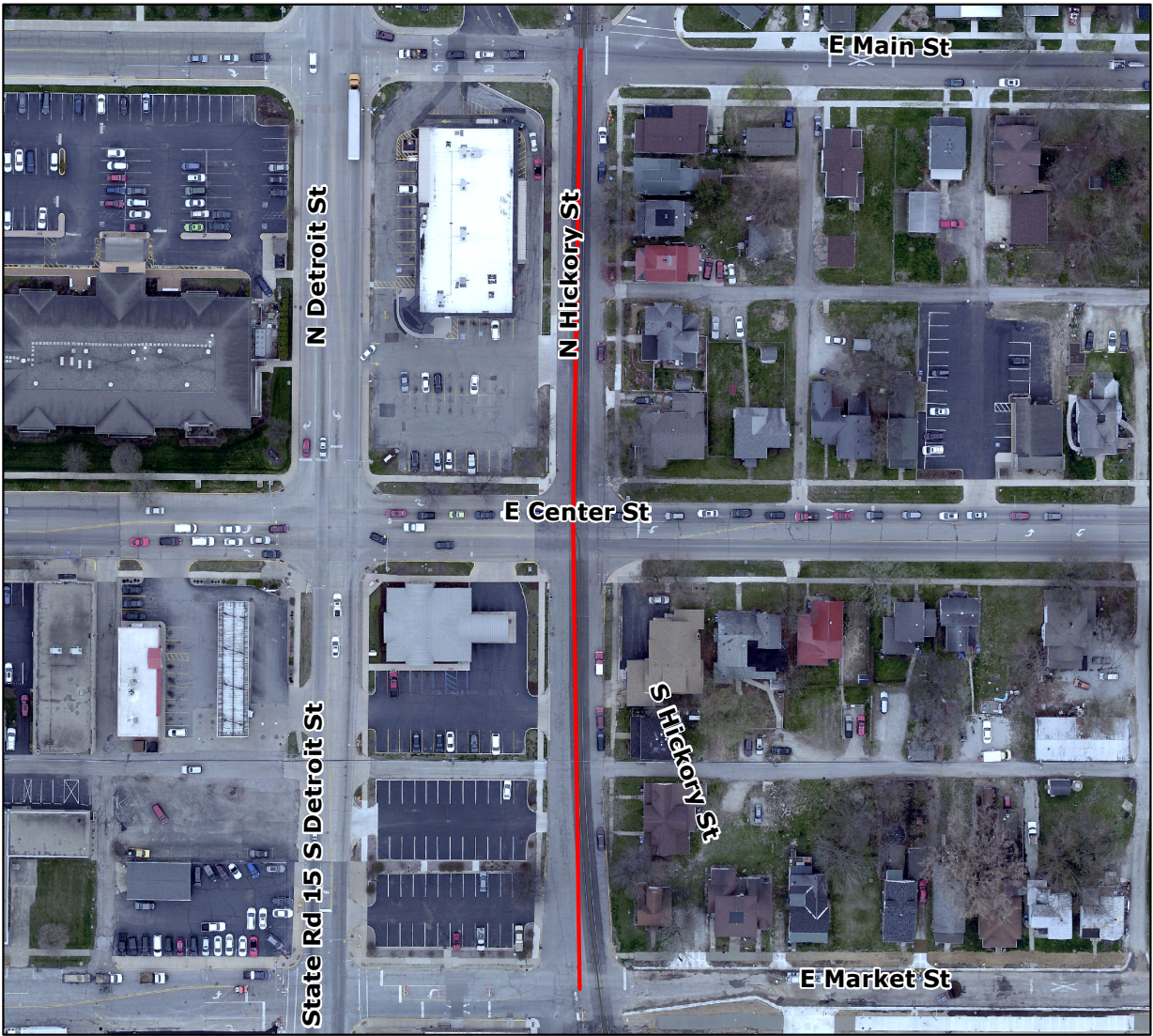
Project Location: Hickory St: from Market St to Main St

Sponsor: Warsaw

County: Kosciusko



LOCAL ROAD



Funding

Total Federal Funds: \$671,400.00

Funding Type(s): STBG Grp III

Obligation

Previous FY: \$0.00

SFY 2019: \$57,600.00

Total: \$57,600.00

Unobligated Balance


Total Unobligated: \$613,800.00

DES #: 1600788

Project Location: Intersection of Argonne Rd., Winona Ave., Kings Hwy., and Park Ave.

Sponsor: Winona Lake

County: Kosciusko



Funding

Total Federal Funds: \$1,342,992.00

Funding Type(s): STBG Grp III

Obligation

Previous FY: \$279,672.00

SFY 2019: \$279,672.00

Total: \$559,344.00

Unobligated Balance

Total Unobligated: \$783,648.00



MARSHALL COUNTY



DES #	Project Description / Location	Sponsor	County	Project Type	Funding Type	Federally Programmed	Previously Obligated (Prior to SFY 2019)	SFY 2019 Obligated	Total Obligation	Unobligated Balance
1801120	Lake Max Trail Phase 2 - Culver Park to W. Shore Drive	Culver	Marshall	Bike/Pedestrian Facilities	TAP	\$ 1,078,257.00	\$ -	\$ 177,743.20	\$ 177,743.20	\$ 900,513.80
1801238	SR 10 Sidewalks from School St to N. Lakeshore Dr	Culver	Marshall	Bike/Pedestrian Facilities	TAP	\$ 201,742.00	\$ -	\$ 58,258.40	\$ 58,258.40	\$ 143,483.60
1801239	West Jefferson Streetscape Improvements	Culver	Marshall	Local Road	TAP	\$ 668,869.00	\$ -	\$ 99,131.20	\$ 99,131.20	\$ 569,737.80
0200822	Pine Road from SR 17 to US 30	Marshall County	Marshall	Local Road	STBG Grp IV	\$ 5,053,920.00	\$ 5,053,920.00	\$ 1,043.66	\$ 5,054,963.66	\$ -
1383474	Bridge #81 on Hickory Rd over Yellow River	Marshall County	Marshall	Bridge	Bridge	\$ 1,608,000.00	\$ 1,268,234.42	\$ 149,088.00	\$ 1,417,322.42	\$ 190,677.58
1592161	Countywide Bridge Inspection and Inventory Program for Cycle Years 2018-2021	Marshall County	Marshall	Bridge	Bridge	\$ 181,025.00	\$ 75,809.00	\$ 156,843.20	\$ 232,652.20	\$ -
1702838	Marshall County Bridge #120: South Upas Road over Yellow River	Marshall County	Marshall	Bridge	Bridge	\$ 2,044,920.00	\$ -	\$ 225,680.80	\$ 225,680.80	\$ 1,819,239.20
1702839	Marshall County Bridge #87: 11th Road over Yellow River	Marshall County	Marshall	Bridge	Bridge	\$ 1,806,281.00	\$ -	\$ 229,960.80	\$ 229,960.80	\$ 1,576,320.20
1383475	Greenways Trail between Jefferson & Garro St. near the Yellow River	Plymouth	Marshall	Bike/Pedestrian Facilities	TAP	\$ 1,004,229.00	\$ 892,824.42	\$ 333,067.32	\$ 1,225,891.74	\$ -
1702837	East LaPorte Street Footbridge over the Yellow River	Plymouth	Marshall	Bike/Pedestrian Facilities	TAP	\$ 1,472,090.00	\$ 58,400.00	\$ 227,960.00	\$ 286,360.00	\$ 1,185,730.00

Figure 12: Total Obligation by LPA Project Type

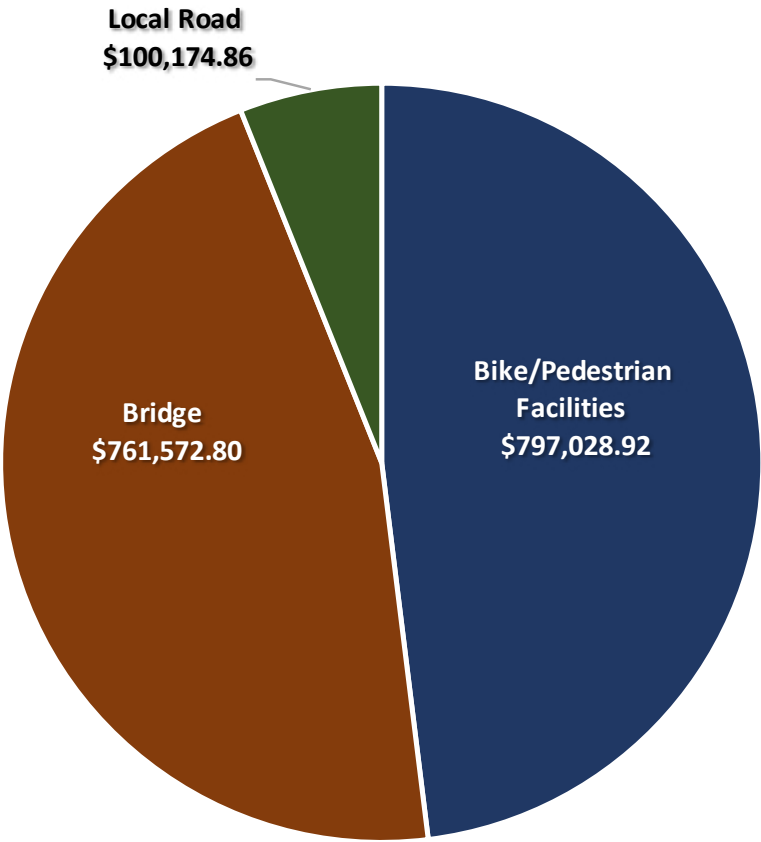
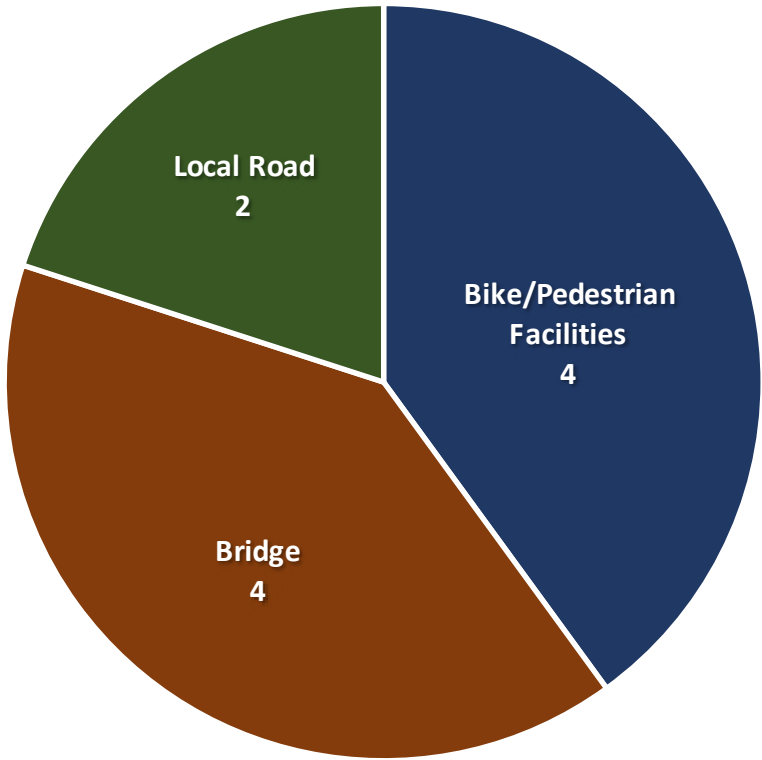


Figure 13: Total Number of LPA Projects by Type



DES #: 1801120

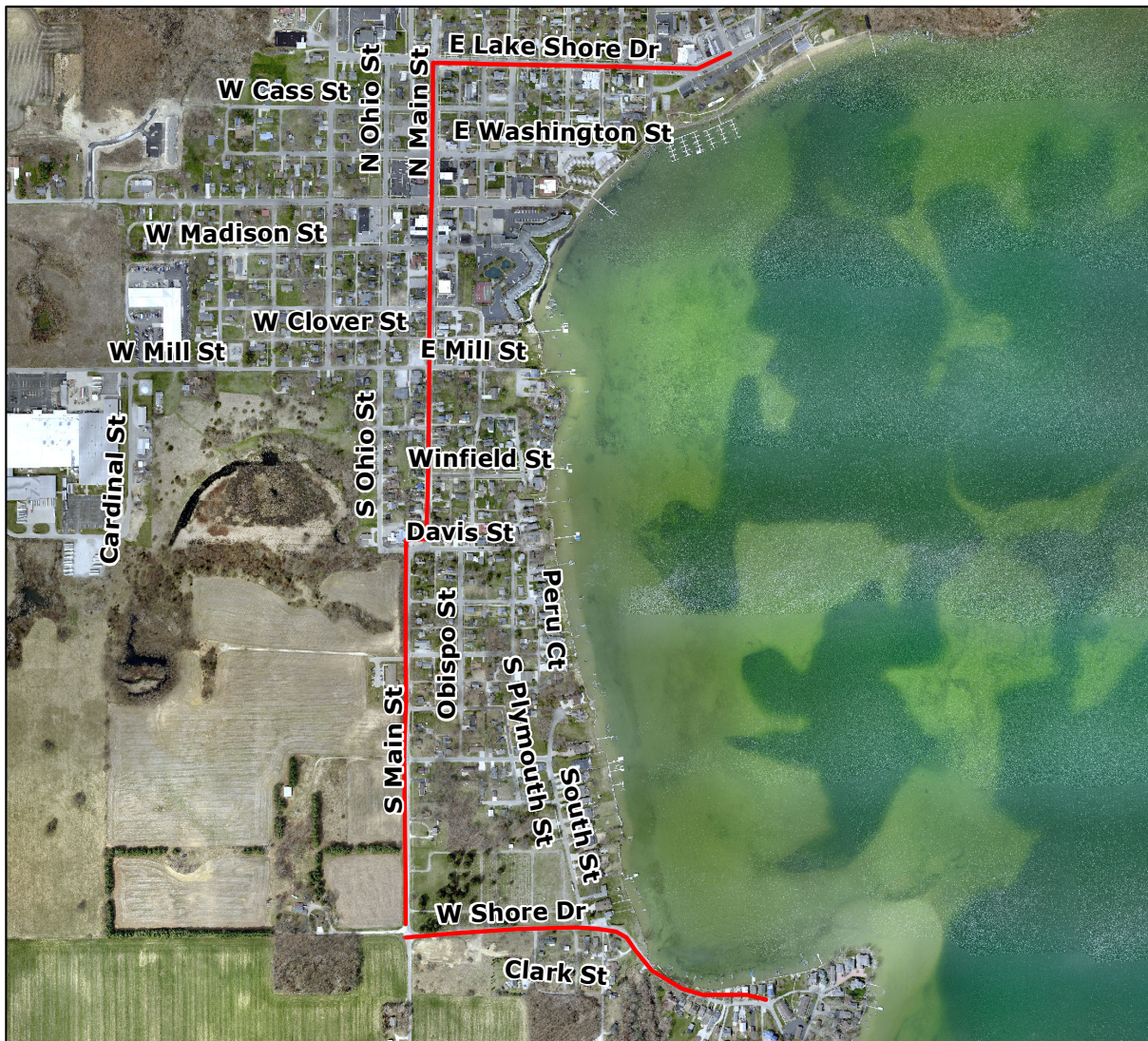
Project Location: Lake Max Trail Phase II - Culver Park to W. Shore Dr

Sponsor: Culver

County: Marshall



BIKE & PEDESTRIAN



Funding

Total Federal Funds: \$1,078,257.00

Funding Type(s): TAP

Obligation

Previous FY: \$0.00

SFY 2019: \$177,743.20

Total: \$177,743.20

Unobligated Balance

Total Unobligated: \$900,513.80

DES #: 1801238

Project Location: SR 10 Sidewalks from School St to M. Lakeshore Dr

Sponsor: Culver

County: Marshall



Funding

Total Federal Funds: \$201,742.00

Funding Type(s): TAP

Obligation

Previous FY: \$0.00

SFY 2019: \$58,258.40

Total: \$58,258.40

Unobligated Balance

Total Unobligated: \$143,483.60

DES #: 1801239

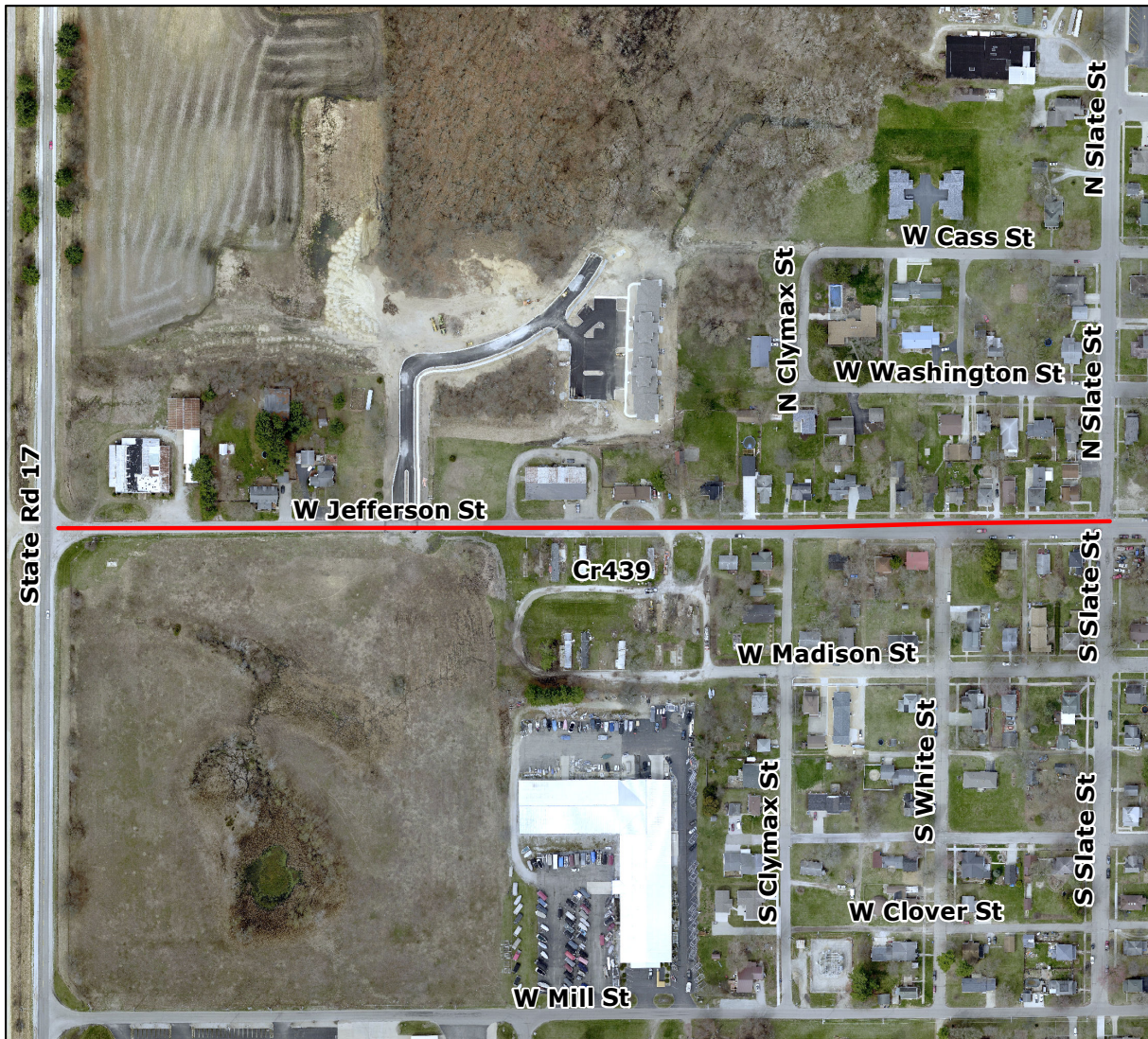
Project Location: West Jefferson Streetscape Improvements

Sponsor: Culver

County: Marshall



LOCAL ROAD



Funding

Total Federal Funds: \$668,869.00

Funding Type(s): TAP

Obligation

Previous FY: \$0.00

SFY 2019: \$99,131.20

Total: \$99,131.20

Unobligated Balance

Total Unobligated: \$596,737.80

DES #: 0200822

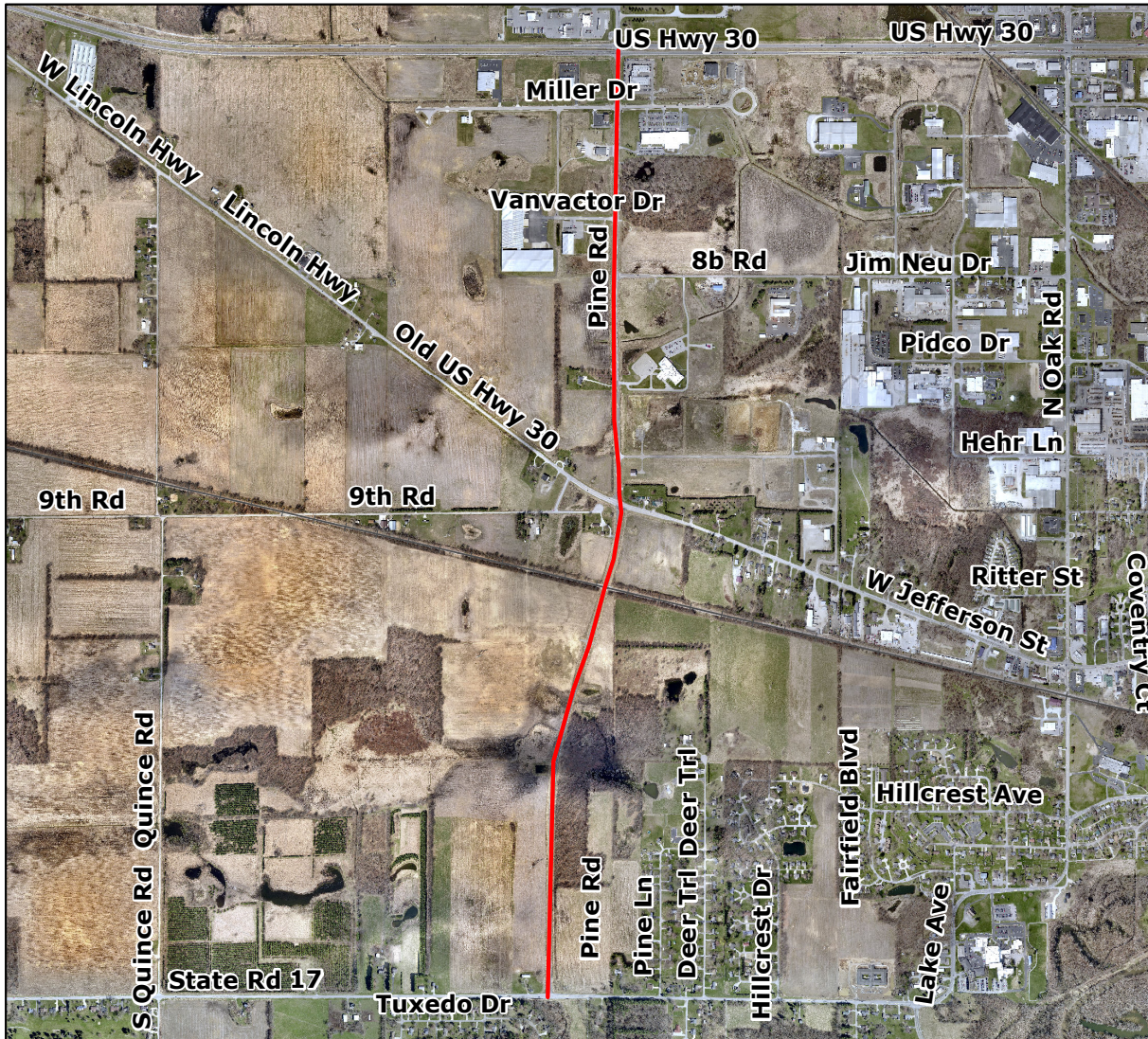
Project Location: Pine Road from SR17 to US 30

Sponsor: Marshall County

County: Marshall



LOCAL ROAD



Funding

Total Federal Funds: \$5,053,920.00

Funding Type(s): STBG Grp IV

Obligation

Previous FY: \$5,053,920.00

SFY 2019: \$1,043.66

Total: \$5,054,963.66

Unobligated Balance

Total Unobligated: \$0.00

DES #: 1383474

Project Location: Bridge #81 on Hickory Rd over Yellow River

Sponsor: Marshall County

County: Marshall



Funding

Total Federal Funds: \$1,608,000.00

Funding Type(s): Bridge

Obligation

Previous FY: \$1,268,234.42

SFY 2019: \$149,088.00

Total: \$1,417,322.42

Unobligated Balance

Total Unobligated: \$190,677.58

DES #: 1592161

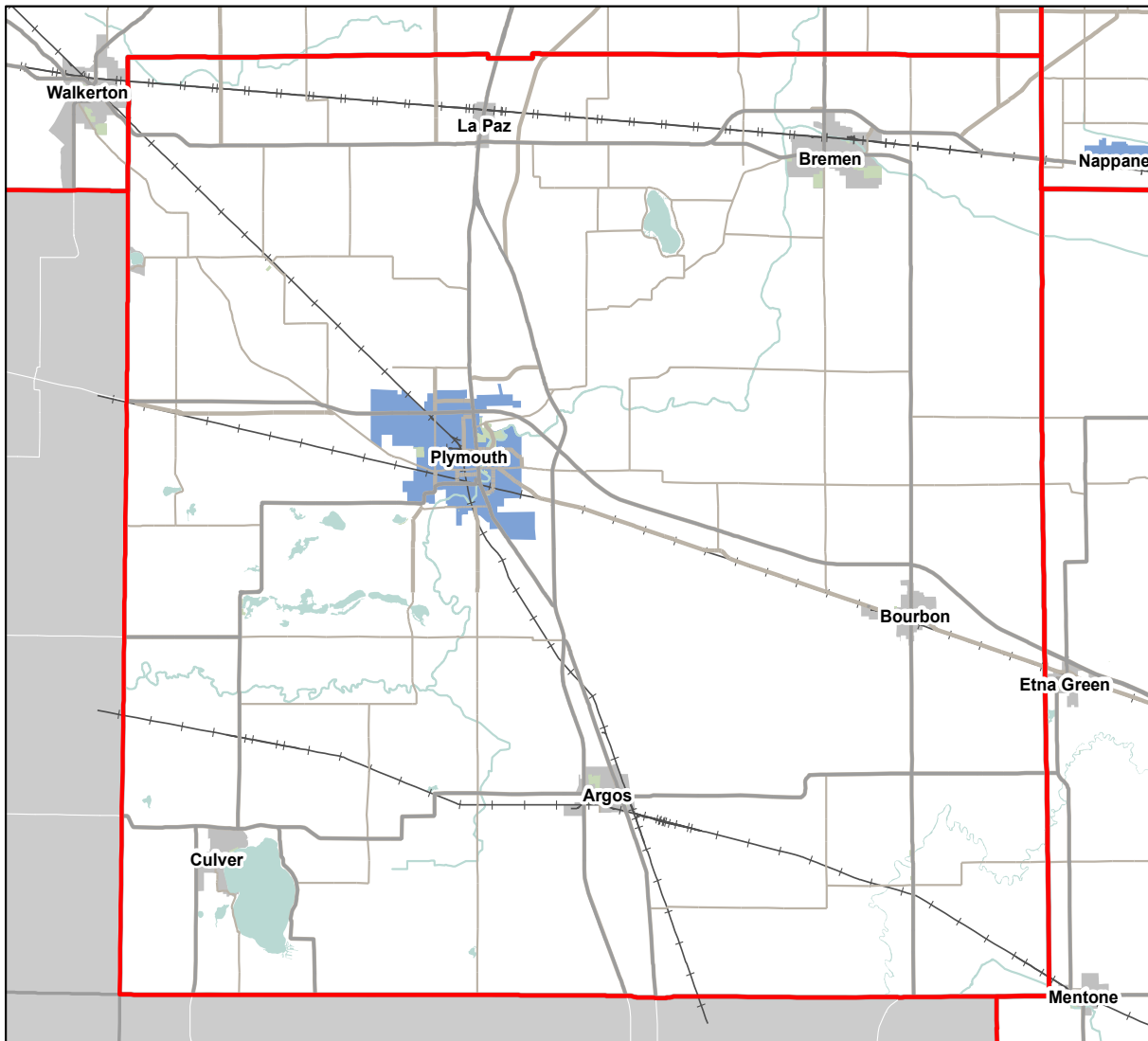
Project Location: Countywide Bridge Inspection and Inventory Program for Cycle Years 2018-2021

Sponsor: Marshall County

County: Marshall



BRIDGE



Funding

Total Federal Funds: \$181,025.00

Funding Type(s): Bridge

Obligation

Previous FY: \$75,809.00

SFY 2019: \$156,843.00

Total: \$232,652.20

Unobligated Balance

Total Unobligated: \$0.00

DES #: 1702838

Project Location: Marshall County Bridge #120: South Upas Road over Yellow River

Sponsor: Marshall County

County: Marshall



BRIDGE



Funding

Total Federal Funds: \$2,044,920.00

Funding Type(s): Bridge

Obligation

Previous FY: \$0.00

SFY 2019: \$225,680.80

Total: \$225,680.80

Unobligated Balance

Total Unobligated: \$1,819,239.20

DES #: 1702839

Project Location: Marshall County Bridge #87: 11th Road over Yellow River

Sponsor: Marshall County

County: Marshall



Funding

Total Federal Funds: \$1,806,281.00

Funding Type(s): Bridge

Obligation

Previous FY: \$0.00

SFY 2019: \$229,960.80

Total: \$229,960.80

Unobligated Balance

Total Unobligated: \$1,576,320.20

DES #: 1383475

Project Location: Greenways Trail between Jefferson & Garro St. near the Yellow River

Sponsor: Plymouth

County: Marshall



BIKE & PEDESTRIAN



Funding

Total Federal Funds: \$1,004,229.00

Funding Type(s): TAP

Obligation

Previous FY: \$892,924.42

SFY 2019: \$333,067.32

Total: \$1,225,981.74

Unobligated Balance

Total Unobligated: \$0.00

DES #: 1702837

Project Location: East LaPorte St. Footbridge over the Yellow River

Sponsor: Plymouth

County: Marshall



Funding

Total Federal Funds: \$1,472,090.00

Funding Type(s): TAP

Obligation

Previous FY: \$58,400.00

SFY 2019: \$227,960.00

Total: \$286,360.00

Unobligated Balance

Total Unobligated: \$1,185,730.00



ST. JOSEPH COUNTY



DES #	Project Description / Location	Sponsor	County	Project Type	Funding Type	Federally Programmed	Previously Obligated (Prior to SFY 2018)	SFY 2019 Obligated	Total Obligation	Unobligated Balance
1382760	Mishawaka River Walk Multi-Use Path through Merrifield park	Mishawaka	St. Joseph	Bike/Pedestrian Facilities	STBG Grp I	\$ 2,173,463.00	\$ 2,228,633.00	\$ 48,594.49	\$ 2,277,227.49	\$ -
1400633	Twelfth Street from Downey to Bykrit	Mishawaka	St. Joseph	Local Road	STBG Grp I	\$ 7,084,000.00	\$ -	\$ 5,650,003.02	\$ 5,650,003.02	\$ 1,433,996.98
1383396	East of Tamarack Road on Abandoned Railroad Properties	North Liberty	St. Joseph	Bike/Pedestrian Facilities	TAP	\$ 651,570.00	\$ 516,877.84	\$ 4,980.01	\$ 521,857.85	\$ 129,712.15
1382758	Boland Drive from Portage Ave. to Riverside Drive in Saint Joseph County	South Bend	St. Joseph	Bike/Pedestrian Facilities	CMAQ	\$ 1,260,036.00	\$ 1,250,105.22	\$ 150,691.95	\$ 1,400,797.17	\$ -
1401810	Coal Line Trail Phase 1 from Lincolnway W to Riverside Dr	South Bend	St. Joseph	Bike/Pedestrian Facilities	CMAQ	\$ 2,732,000.00	\$ 455,540.00	\$ 843,584.00	\$ 1,299,124.00	\$ 1,432,876.00
1401811	Coal Line Trail Phase 2 from Riverside Dr to Angela Blvd	South Bend	St. Joseph	Bike/Pedestrian Facilities	CMAQ	\$ 3,434,408.00	\$ 377,784.00	\$ 618,408.00	\$ 996,192.00	\$ 2,438,216.00
1600074	Corby Blvd/Ironwood Drive/Rockne Drive	South Bend	St. Joseph	Intersection	STBG Grp I	\$ 3,102,952.00	\$ 500,676.03	\$ 185,600.00	\$ 686,276.03	\$ 2,416,675.97
1600075	Monroe Primary Center and Studebaker Elementary School - SRTS	South Bend	St. Joseph	Bike/Pedestrian Facilities	TAP	\$ 1,956,097.00	\$ 1,860,337.00	\$ 30,400.00	\$ 1,890,737.00	\$ 65,360.00
1600076	LaSalle Intermediate Academy & Marquette Primary Montessori - SRTS	South Bend	St. Joseph	Bike/Pedestrian Facilities	TAP	\$ 1,800,000.00	\$ 192,231.29	\$ 1,403,301.38	\$ 1,595,532.67	\$ 204,467.33
1801240	Install School Zone Flashing Beacons	South Bend	St. Joseph	Safety	HSIP	\$ 680,000.00	\$ -	\$ 71,434.80	\$ 71,434.80	\$ 608,565.20
1382759	Intersection of Edison Road and Ash Road	St. Joseph County	St. Joseph	Intersection	CMAQ	\$ 1,860,000.00	\$ 1,673,287.65	\$ 14,455.00	\$ 1,687,742.65	\$ 172,257.35
1400638	Auten Road path from Laurel to SR 933	St. Joseph County	St. Joseph	Bike/Pedestrian Facilities	TAP	\$ 839,000.00	\$ 123,736.00	\$ 123,205.60	\$ 246,941.60	\$ 592,058.40
1401807	LaSalle Trail from Auten Road to Michigan State Line	St. Joseph County	St. Joseph	Bike/Pedestrian Facilities	TAP	\$ 1,090,680.00	\$ 639,702.45	\$ 10,516.00	\$ 650,218.45	\$ 440,461.55
1592165	Countywide Bridge Inspection and Inventory Program for Cycle Years 2016-2019	St. Joseph County	St. Joseph	Bridge	Bridge	\$ 457,712.00	\$ 240,967.88	\$ 60,112.41	\$ 301,080.29	\$ 156,631.71
1702832	Pierce Road from US 31 to Miami Hwy	St. Joseph County	St. Joseph	Local Road	STBG Grp IV	\$ 5,780,800.00	\$ -	\$ 307,294.40	\$ 307,294.40	\$ 5,473,505.60
1801362	Clean Air Campaign - 2019	MACOG	St. Joseph	UPWP	CMAQ	\$ 50,000.00		\$ 50,000.00	\$ 50,000.00	\$ -

Figure 14: Total Obligation by LPA Project Type

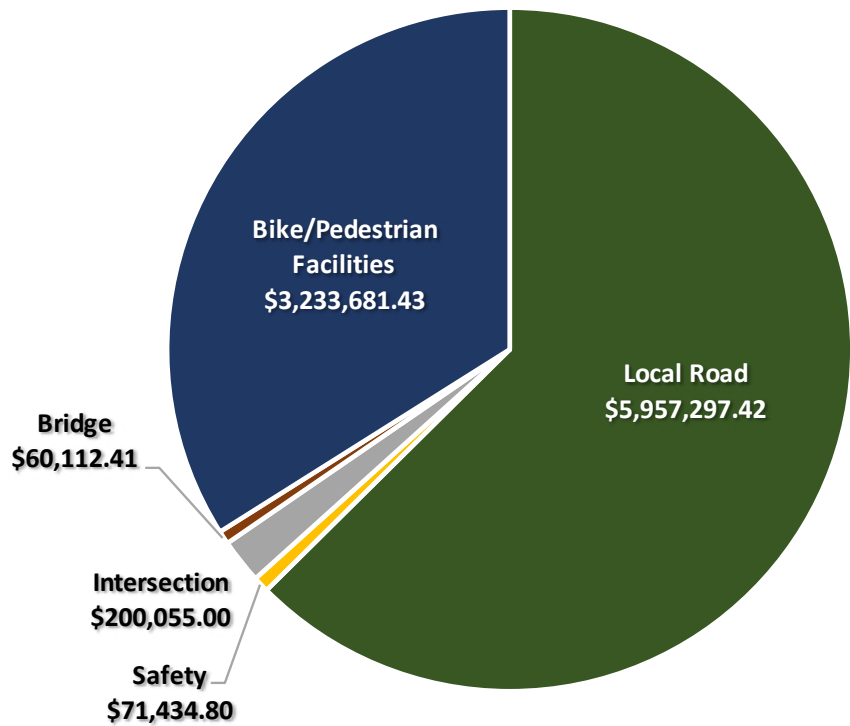
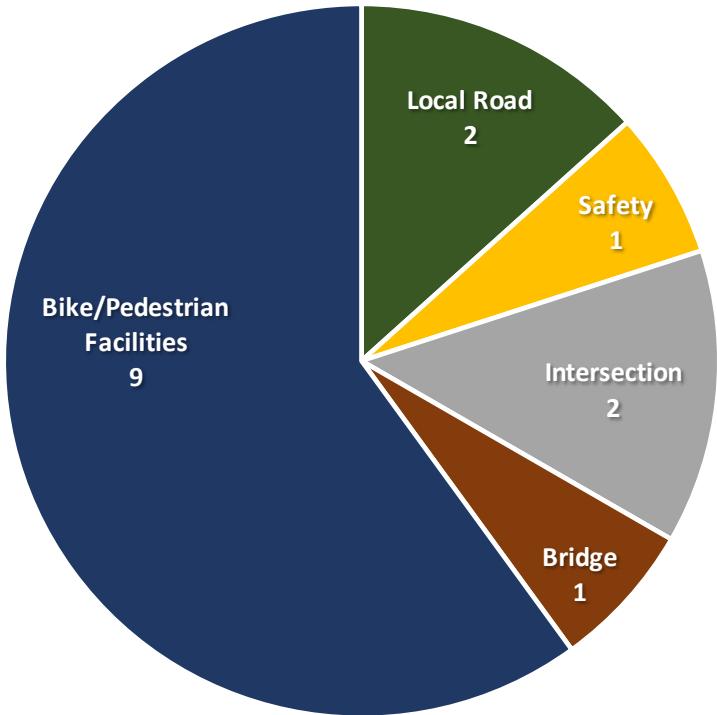


Figure 15: Total Number of LPA Projects by Type



DES #: 1382760

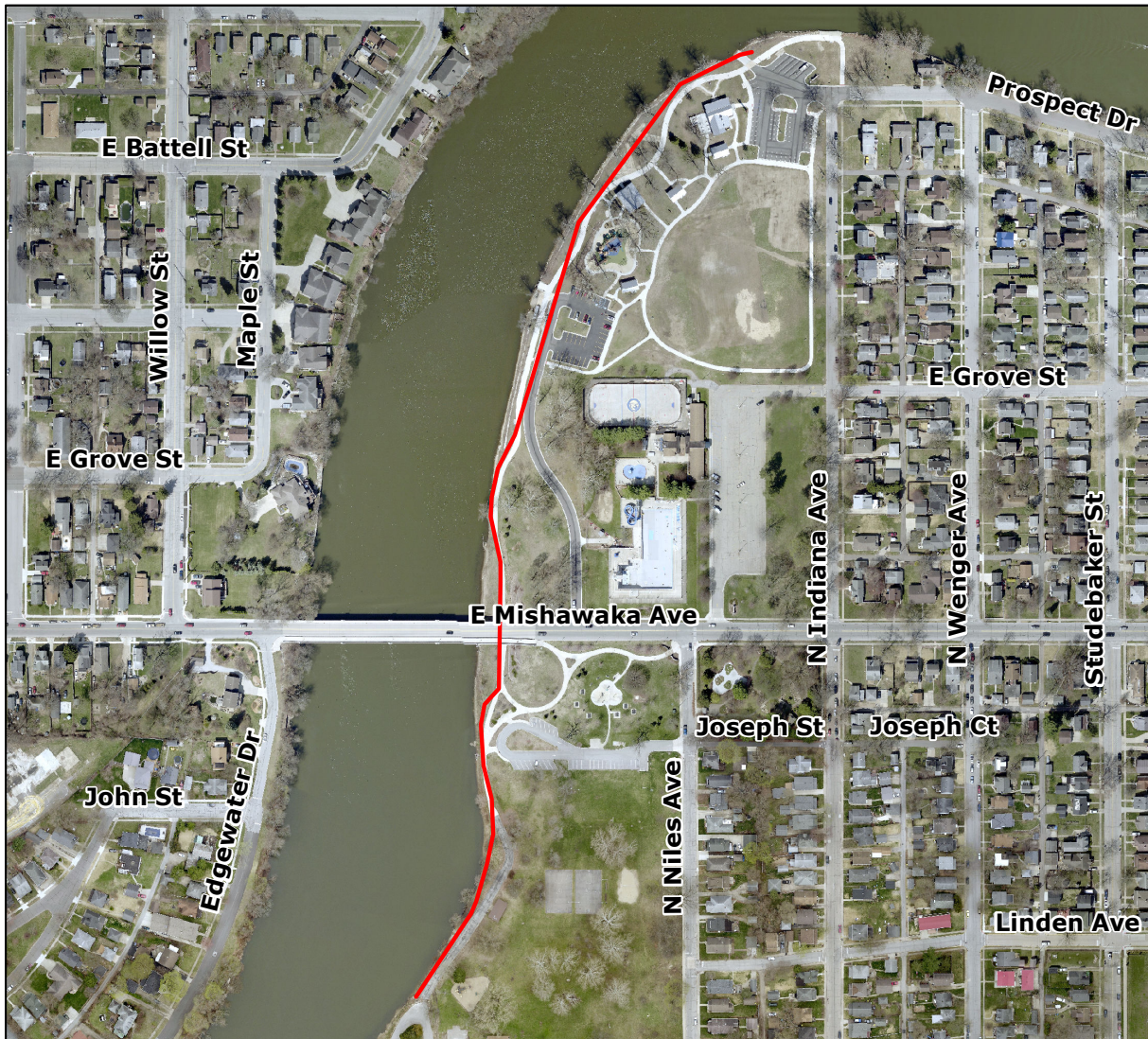
Project Location: Mishawaka River Walk Multi-Use Path through Merrifield park

Sponsor: Mishawaka

County: St. Joseph



BIKE & PEDESTRIAN



Funding

Total Federal Funds: \$2,173,463.00

Funding Type(s): STBG Grp I

Obligation

Previous FY: \$2,228,633.00

SFY 2019: \$48,594.49

Total: \$227,227.49

Unobligated Balance

Total Unobligated: \$0.00

DES #: 1400633

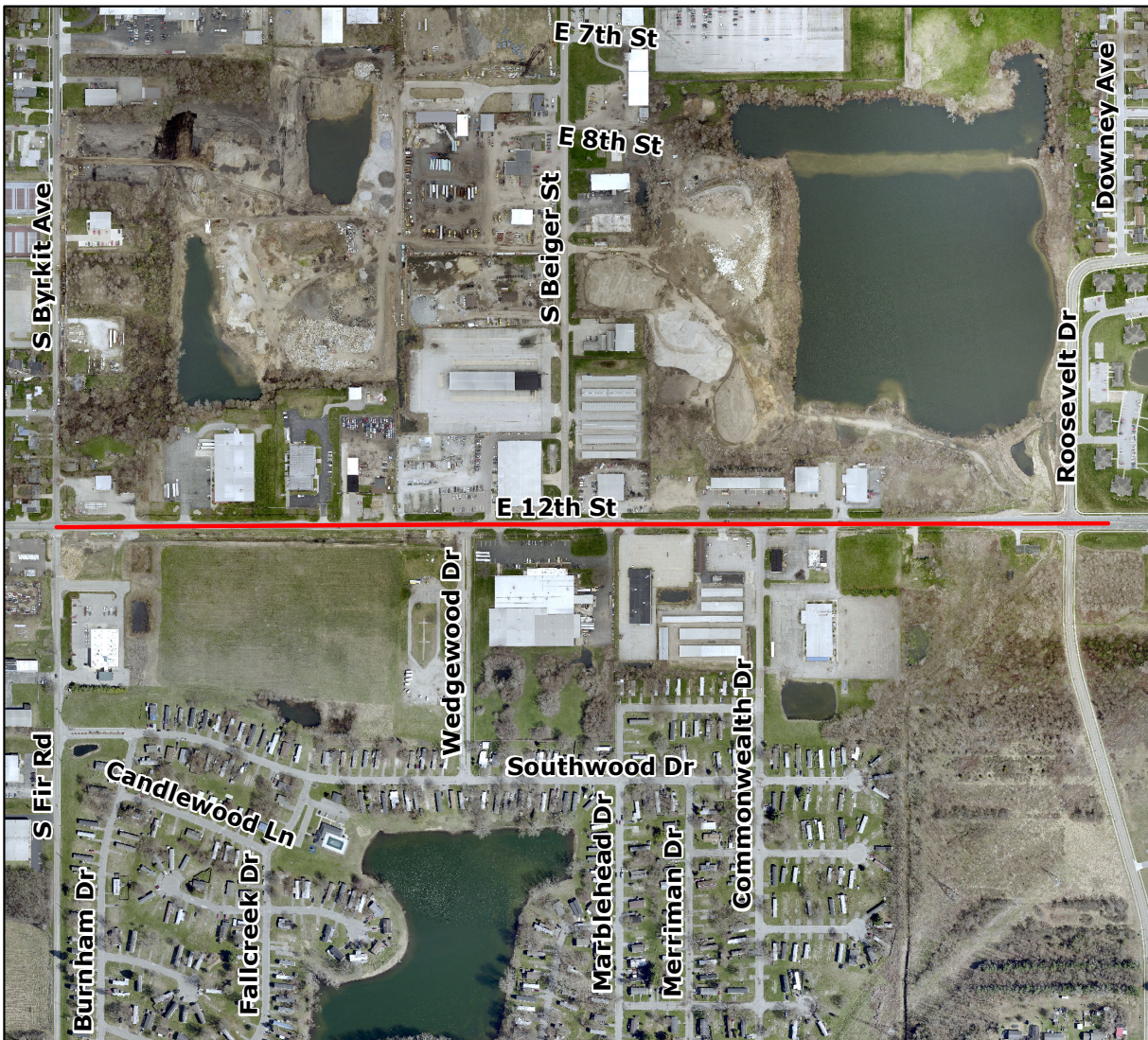
Project Location: Twelfth Street from Downey to Byrkit

Sponsor: Mishawaka

County: St. Joseph



LOCAL ROAD



Funding

Total Federal Funds: \$7,084,000.00

Funding Type(s): STBG Grp I

Obligation

Previous FY: \$0.00

SFY 2019: \$5,650,003.02

Total: \$5,650,003.02

Unobligated Balance

Total Unobligated: \$1,433,996.98

DES #: 1383396

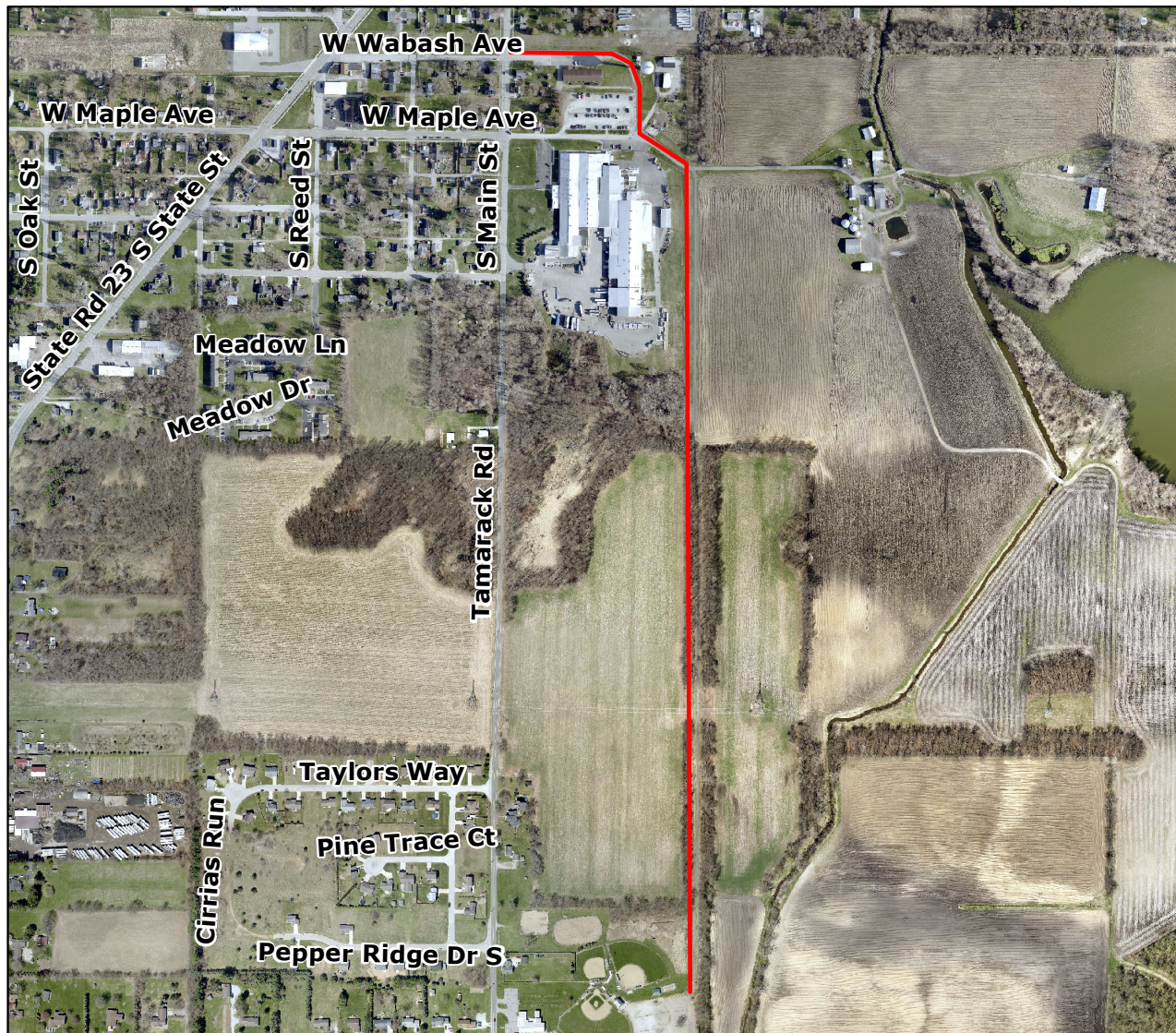
Project Location: East of Tamarack Road on Abandoned Railroad Properties

Sponsor: North Liberty

County: St. Joseph



BIKE & PEDESTRIAN



Funding

Total Federal Funds: \$651,570.00

Funding Type(s): TAP

Obligation

Previous FY: \$516,877.84

SFY 2019: \$4,980.01

Total: \$521,857.85

Unobligated Balance

Total Unobligated: \$129,712.15

DES #: 1382758

Project Location: Boland Drive from Portage Ave. to Riverside Drive in Saint Joseph County

Sponsor: South Bend

County: St. Joseph



Funding

Total Federal Funds: \$1,260,036.00

Funding Type(s): CMAQ

Obligation

Previous FY: \$1,250,105.22

SFY 2019: \$150,691.95

Total: \$1,400,797.17

Unobligated Balance

Total Unobligated: \$0.00

DES #: 1401810

Project Location: Coal Line Trail Phase I from Lincolnway W. to Riverside Dr

Sponsor: South Bend

County: St. Joseph



BIKE & PEDESTRIAN



Funding

Total Federal Funds: \$2,732,000.00

Funding Type(s): CMAQ

Obligation

Previous FY: \$455,540.00

SFY 2019: \$843,584.00

Total: \$1,299,124.00

Unobligated Balance

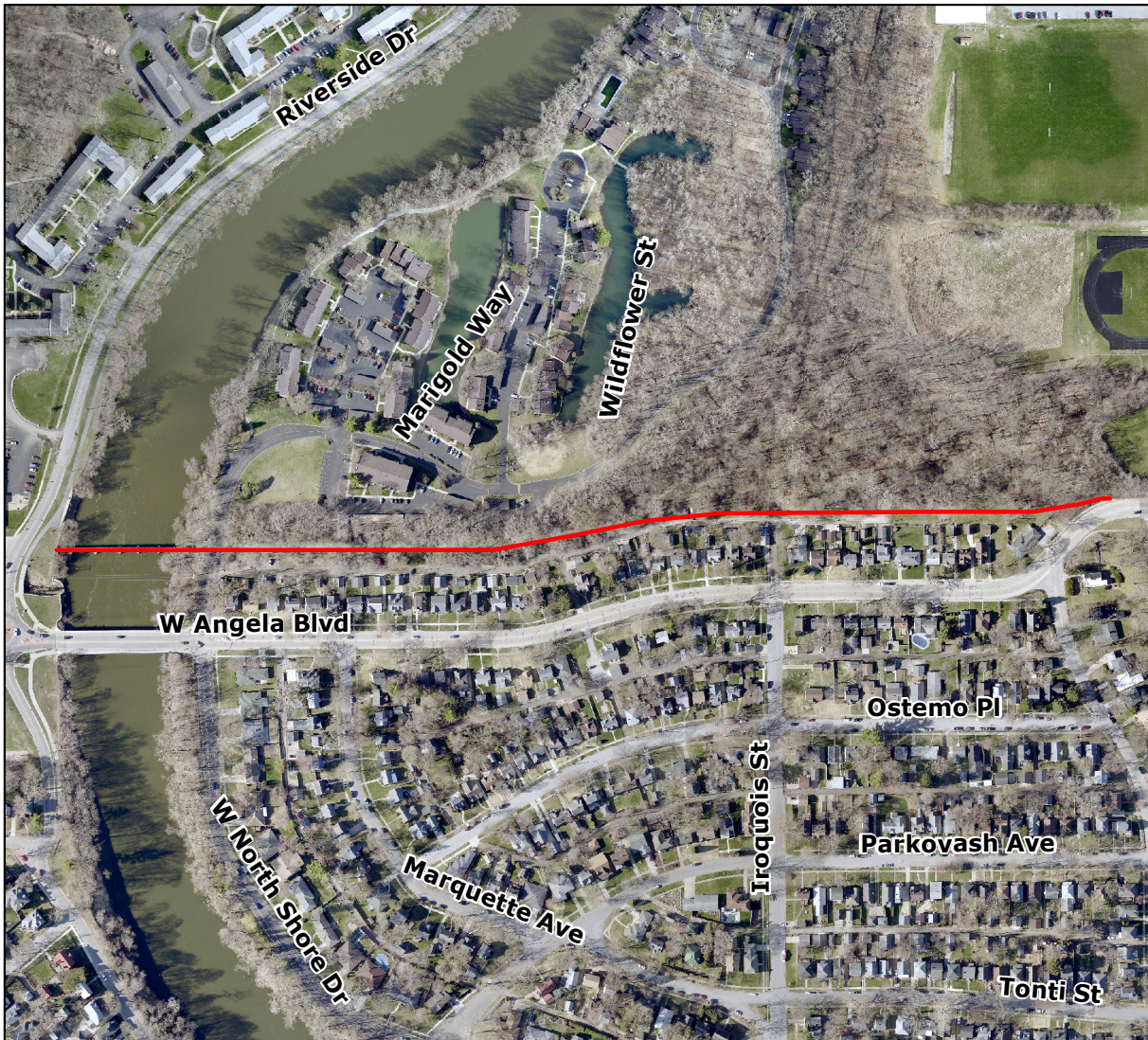
Total Unobligated: \$1,432,876.00

DES #: 1401811

Project Location: Coal Line Trail Phase II from Riverside Dr. to Angela Blvd.

Sponsor: South Bend

County: St. Joseph



Funding

Total Federal Funds: \$3,434,408.00

Funding Type(s): CMAQ

Obligation

Previous FY: \$377,784.00

SFY 2019: \$618,408.00

Total: \$996,192.00

Unobligated Balance

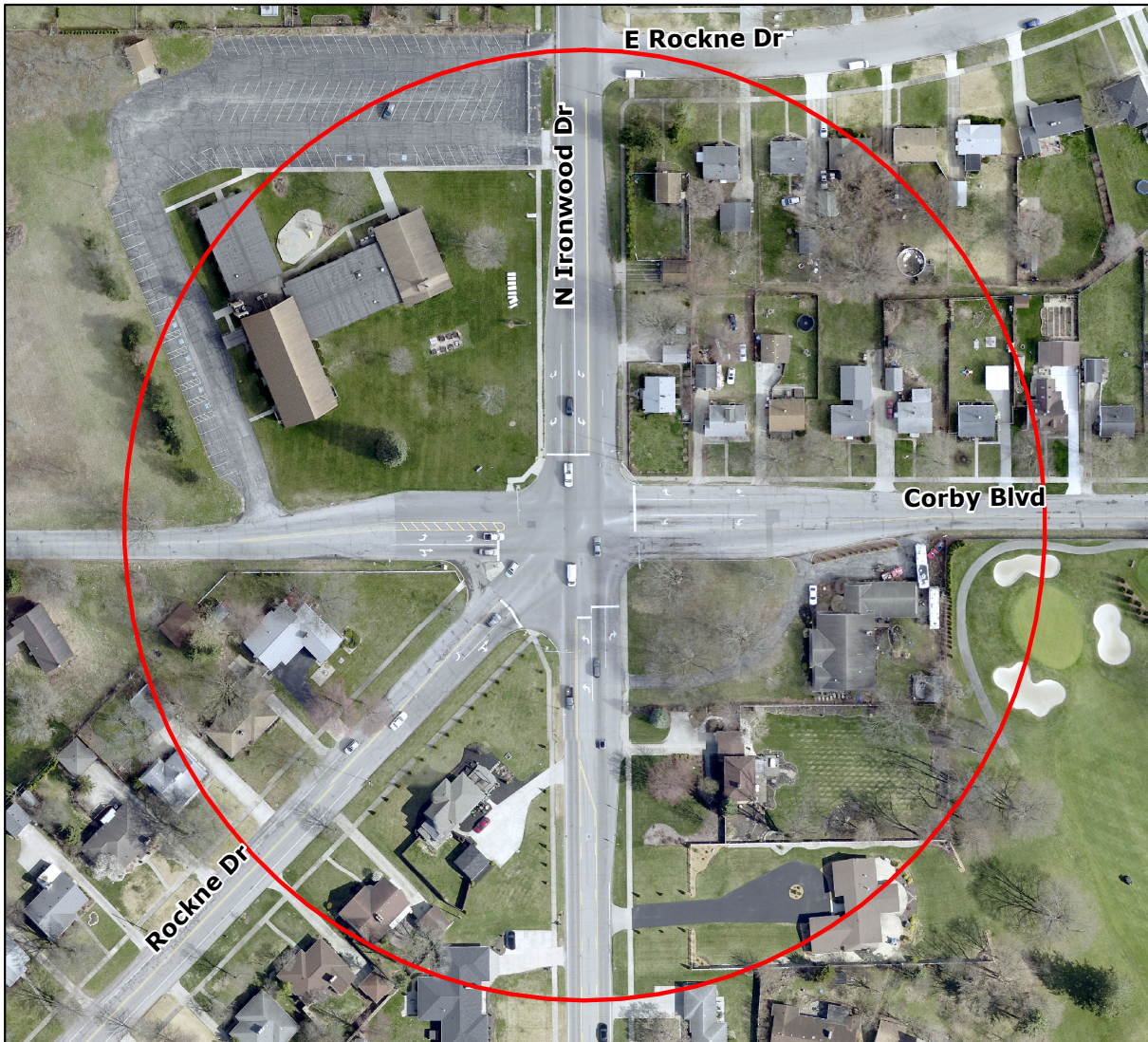
Total Unobligated: \$2,438,216.00

DES #: 1600074

Project Location: Corby Blvd/Ironwood Drive/Rockne Drive

Sponsor: South Bend

County: St. Joseph



Funding

Total Federal Funds: \$3,102,952.00

Funding Type(s): STBG Grp I

Obligation

Previous FY: \$500,676.03

SFY 2019: \$185,600.00

Total: \$686,276.03

Unobligated Balance

Total Unobligated: \$2,416,675.97

DES #: 1600075

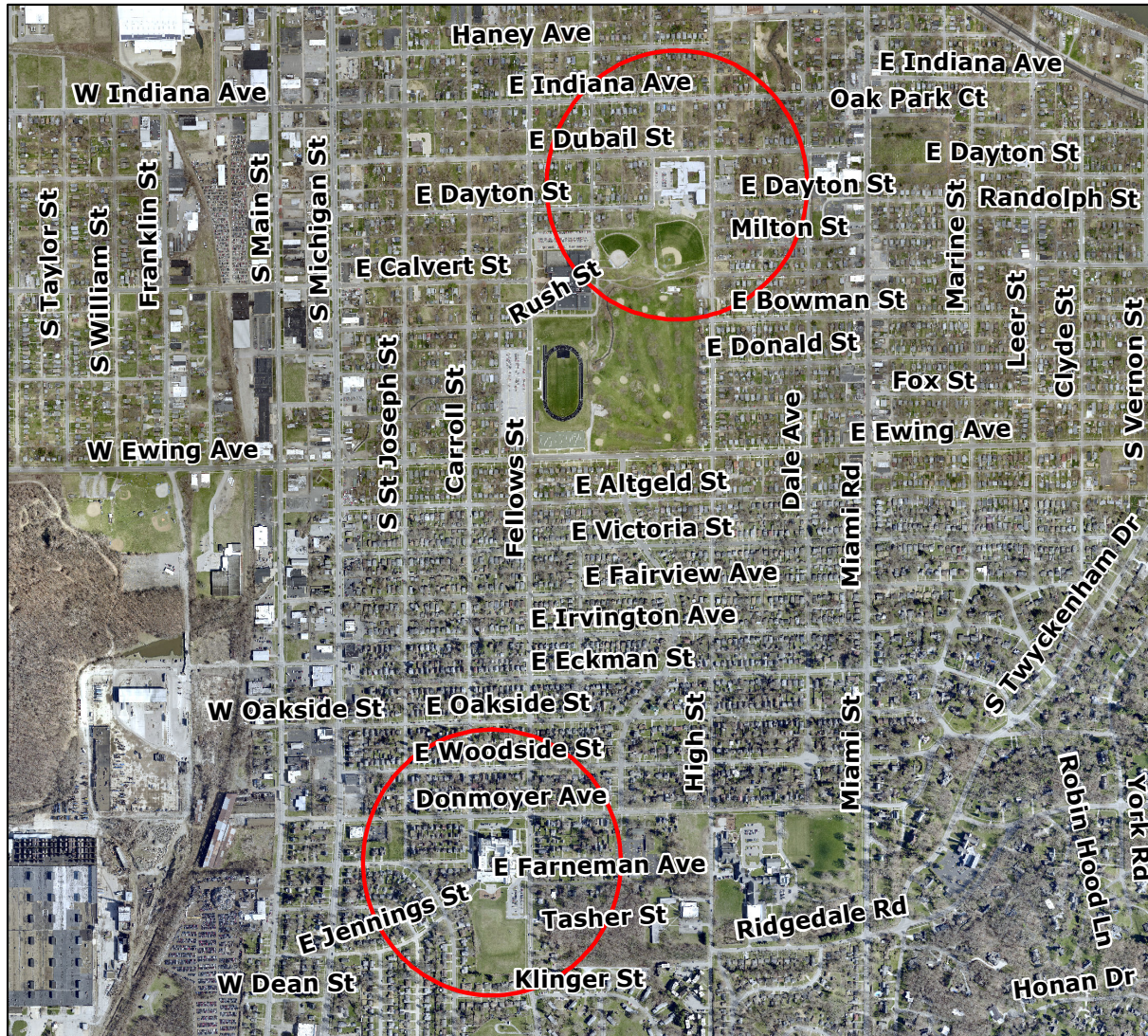
Project Location: Monroe Primary Center and Studebaker Elementary School - SRTS

Sponsor: South Bend

County: St. Joseph



BIKE & PEDESTRIAN



Funding

Total Federal Funds: \$1,956,097.00

Funding Type(s): TAP

Obligation

Previous FY: \$1,860,337.00

SFY 2019: \$30,400.00

Total: \$1,890,737.00

Unobligated Balance

Total Unobligated: \$65,360.00

DES #: 1600076

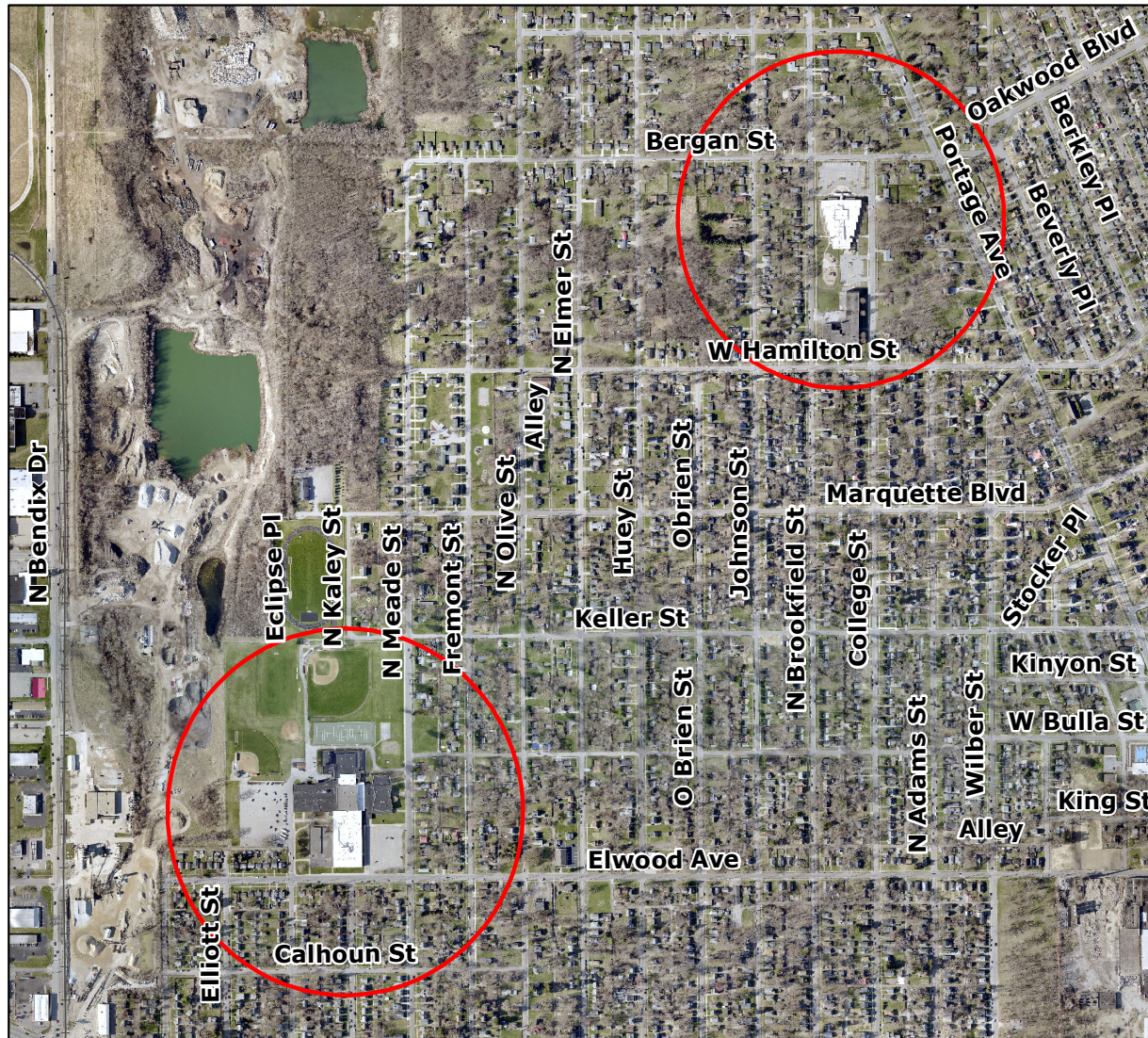
Project Location: LaSalle Intermediate Academy & Marquette Primary Montessori - SRTS

Sponsor: South Bend

County: St. Joseph



BIKE & PEDESTRIAN



Funding

Total Federal Funds: \$1,800,000.00

Funding Type(s): TAP

Obligation

Previous FY: \$192,231.29

SFY 2019: \$1,403,301.38

Total: \$1,595,532.67

Unobligated Balance

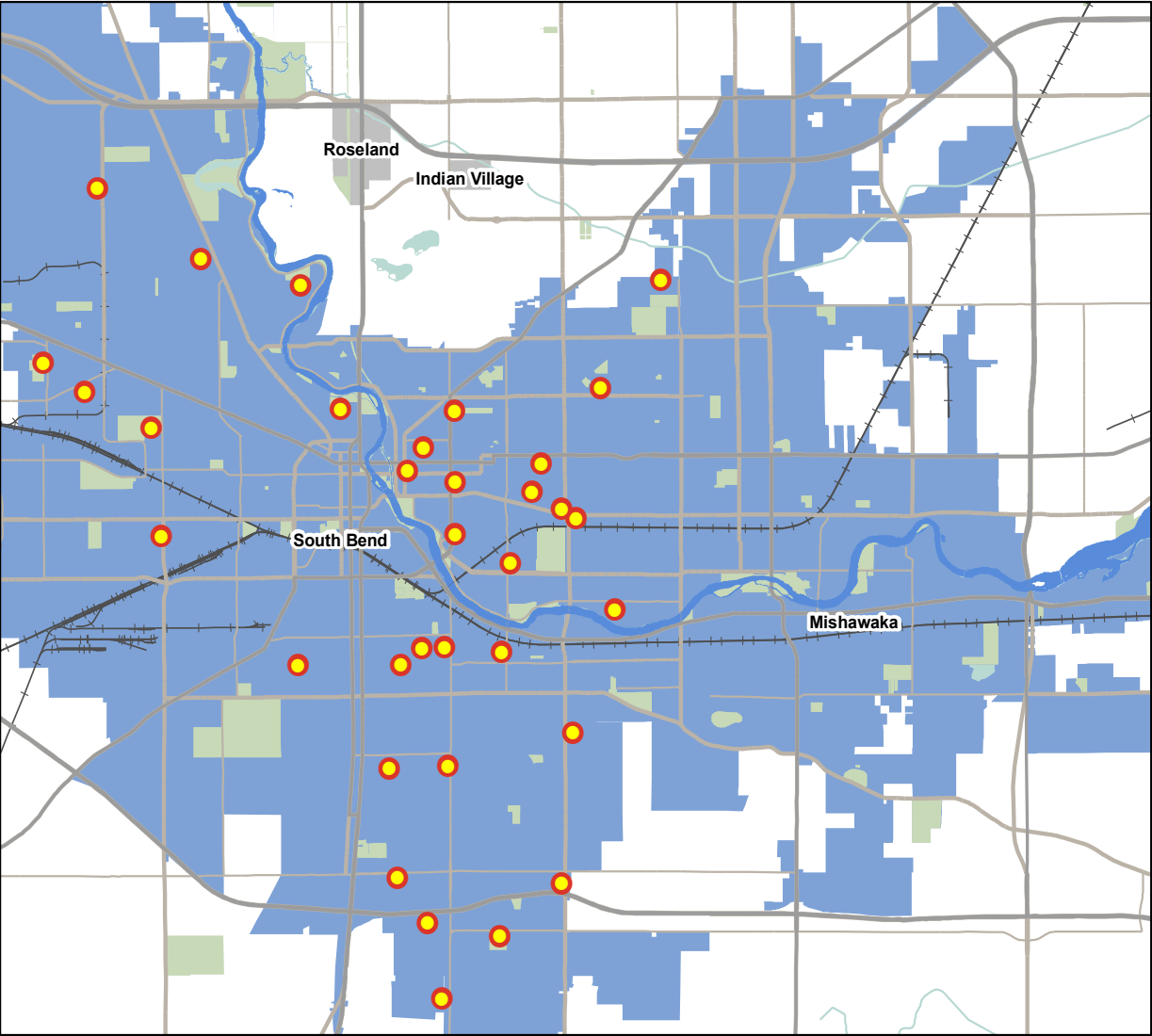
Total Unobligated: \$204,467.33

DES #: 1801240

Project Location: Install School Zone Flashing Beacons

Sponsor: South Bend

County: St. Joseph



Funding

Total Federal Funds: \$680,000.00

Funding Type(s): HSIP

Obligation

Previous FY: \$0.00

SFY 2019: \$71,434.80

Total: \$71,434.80

Unobligated Balance

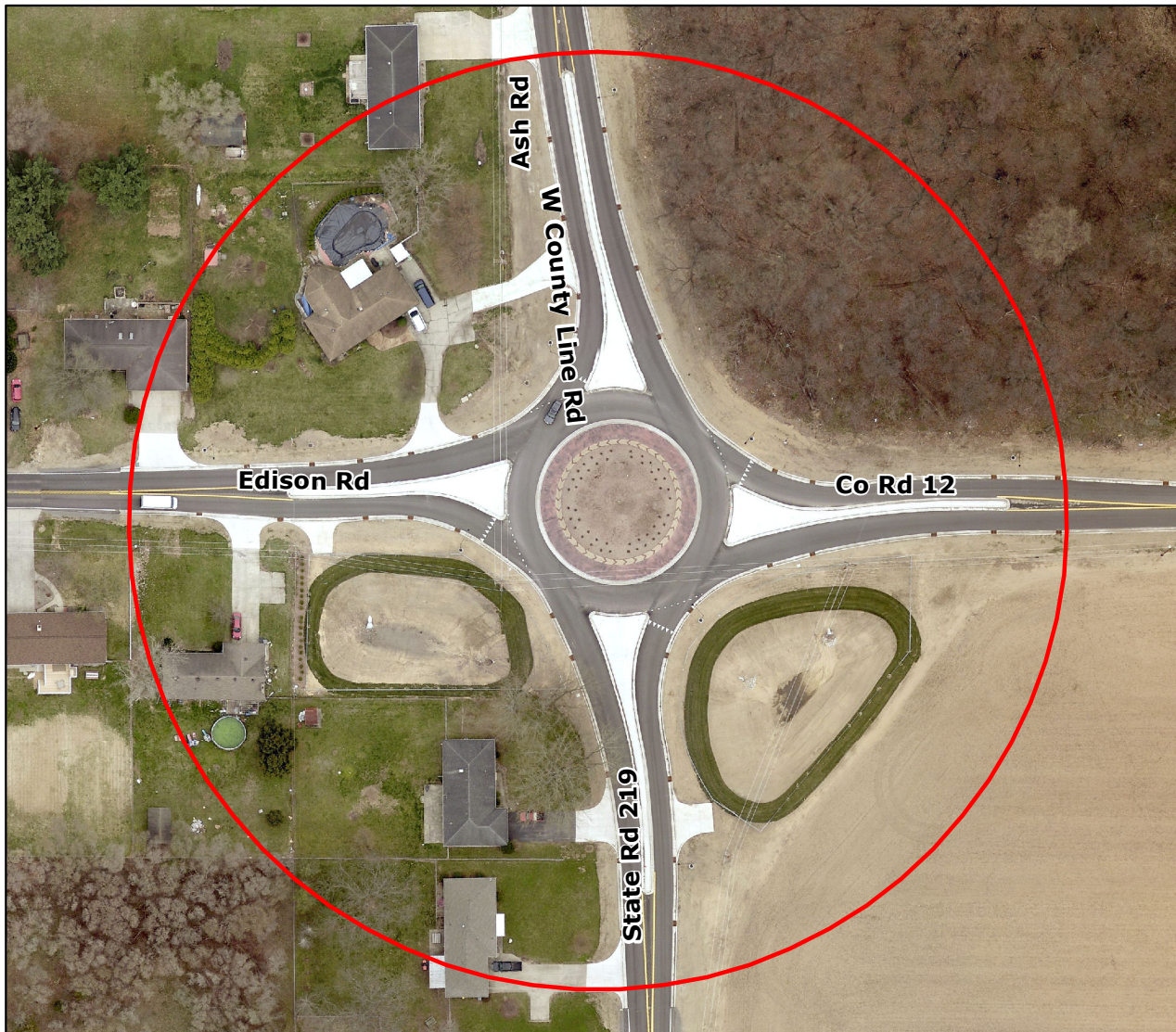
Total Unobligated: \$608,565.00

DES #: 1382759

Project Location: Intersection of Edison Road and Ash Road

Sponsor: St. Joseph County

County: St. Joseph



Funding

Total Federal Funds: \$1,860,000.00

Funding Type(s): CMAQ

Obligation

Previous FY: \$1,673,287.65

SFY 2019: \$14,455.00

Total: \$1,687,742.65

Unobligated Balance

Total Unobligated: \$172,257.35

DES #: 1400638

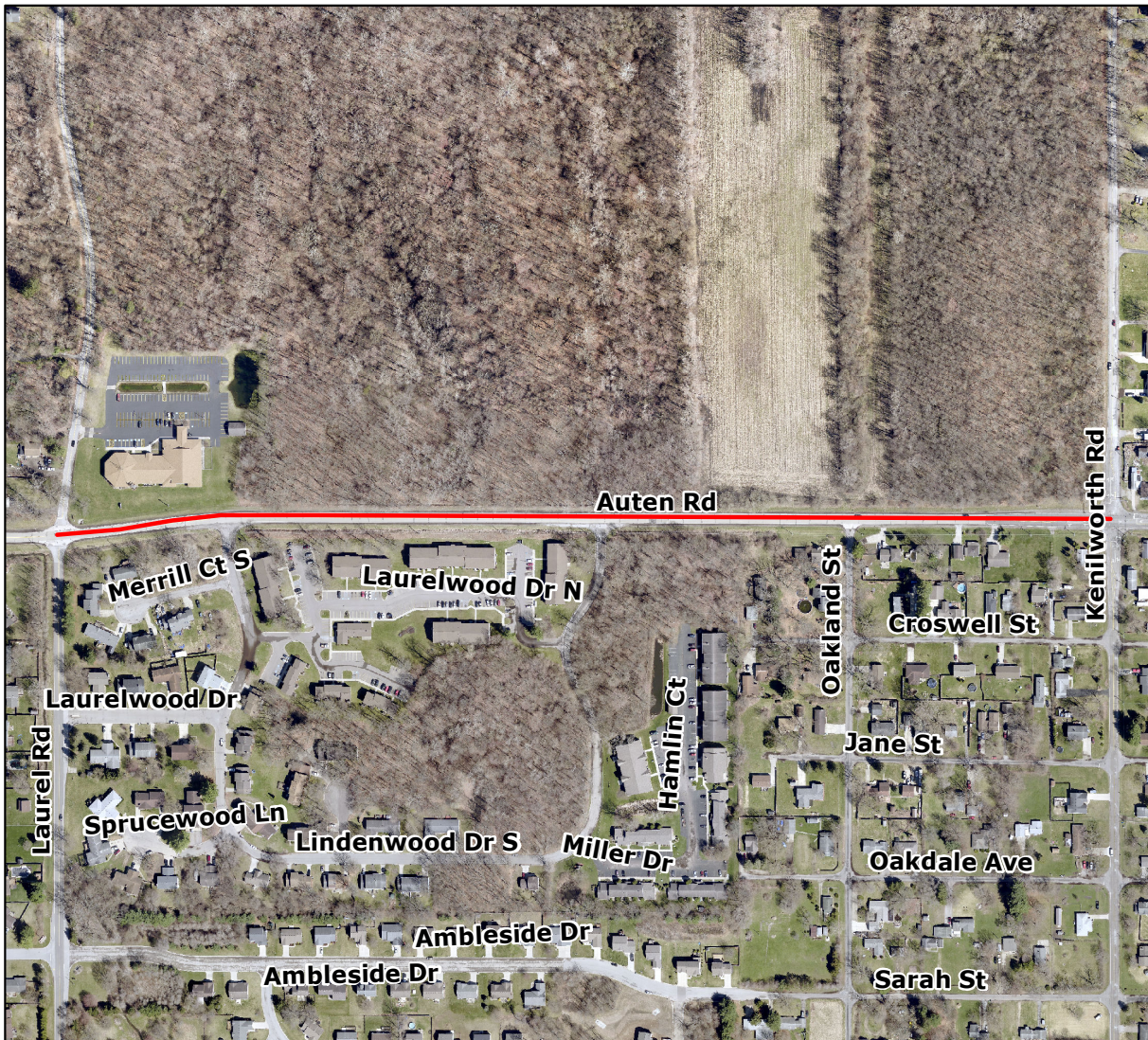
Project Location: Auten Road path from Laurel to SR 933

Sponsor: St. Joseph County

County: St. Joseph



BIKE & PEDESTRIAN



Funding

Total Federal Funds: \$839,000.00

Funding Type(s): TAP

Obligation

Previous FY: \$123,736.00

SFY 2019: \$123,205.60

Total: \$246,941.60

Unobligated Balance

Total Unobligated: \$592,058.40

DES #: 1401807

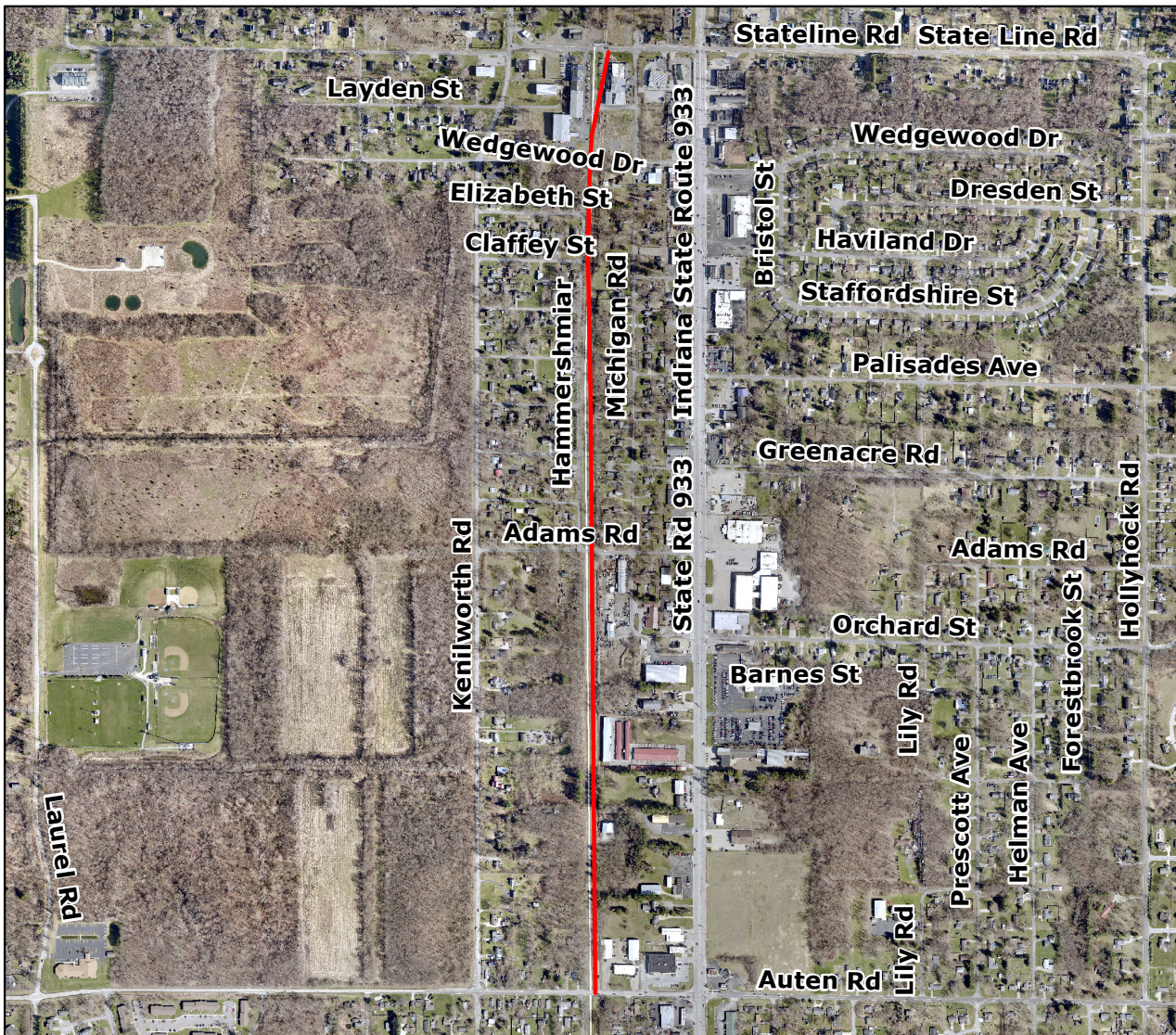
Project Location: LaSalle Trail from Auten Road to Michigan State Line

Sponsor: St. Joseph County

County: St. Joseph



BIKE & PEDESTRIAN



Funding

Total Federal Funds: \$1,090,680.00

Funding Type(s): TAP

Obligation

Previous FY: \$639,702.45

SFY 2019: \$10,516.00

Total: \$650,218.45

Unobligated Balance

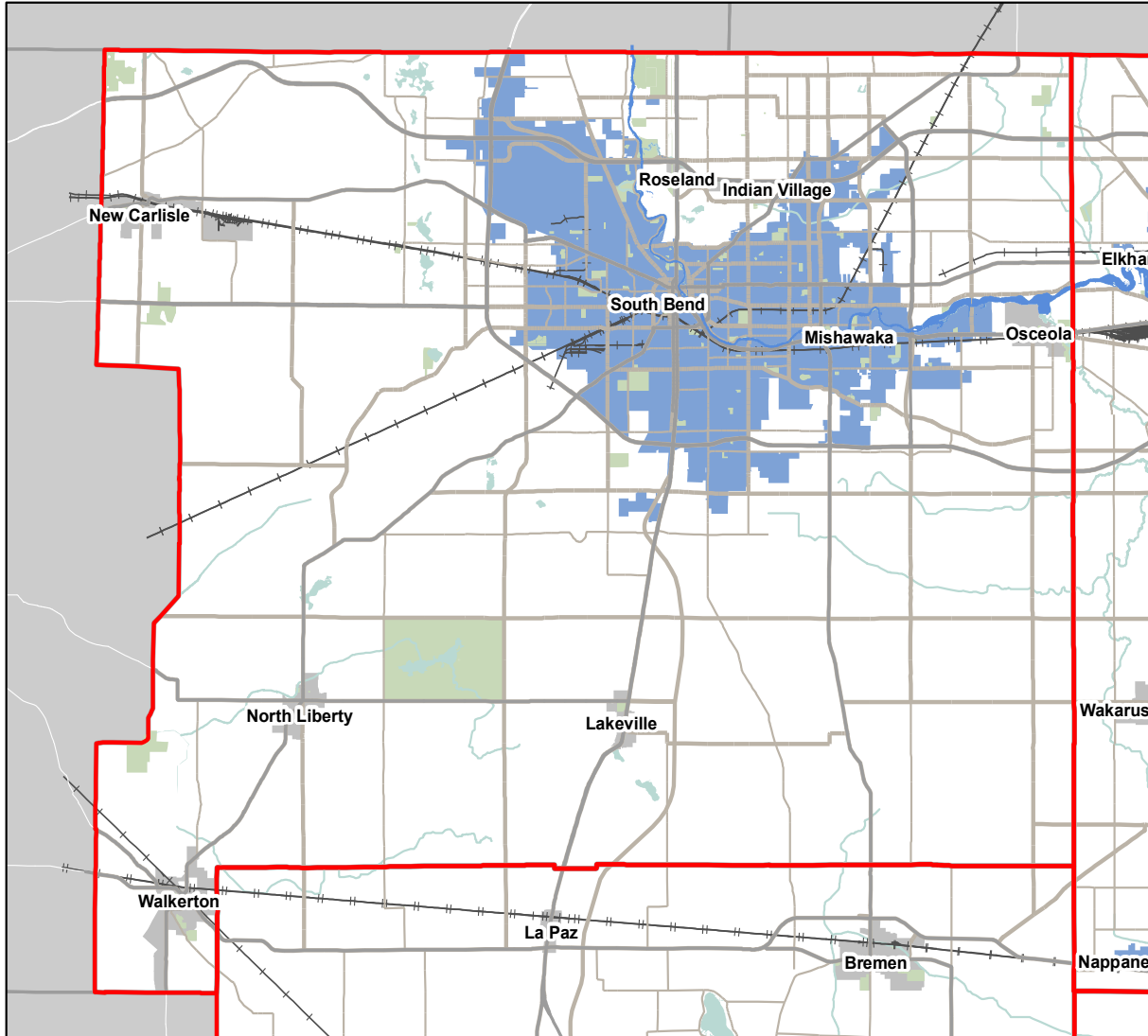
Total Unobligated: \$440,461.55

DES #: 1592165

Project Location: Countywide Bridge Inspection and Inventory Program for Cycle Years 2018-2021

Sponsor: St. Joseph County

County: St. Joseph



Funding

Total Federal Funds: \$457,712.00

Funding Type(s): Bridge

Obligation

Previous FY: \$240,968.00

SFY 2019: \$60,112.40

Total: \$301,080.29

Unobligated Balance

Total Unobligated: \$156,632.00

DES #: 1702832

Project Location: Pierce Rd. from US 31 to Miami Hwy

Sponsor: St. Joseph County

County: St. Joseph



LOCAL ROAD



Funding

Total Federal Funds: \$5,780,800.00

Funding Type(s): STBG Grp IV

Obligation

Previous FY: \$0.00

SFY 2019: \$307,294.40







Total: \$307,294.40

Unobligated Balance

Total Unobligated: \$5,473,505.60

APPENDICES

Appendix A: Below find the project type icon and category of work represented in each project profile page.

	Bike & Pedestrian Bike/Pedestrian Facilities Sidewalks and ADA Safe Routes to School
	Bridge Bridge Rehabilitation Bridge Replacement Bridge Maintenance New Bridge Construction Bridge Inspection
	Intersection Intersection Improvement Roundabouts
	Local Road Added Travel Lanes New Road Construction Road Reconstruction Surface Treatment
	Safety Local Safety Projects Sign Replacement Traffic Calming Railroad Grade Crossing
	Transportation Enhancement Downtown Beautification Transportation Enhancement

Appendix B: Funding sources referenced in the SFY 2019 Annual List of Obligated Projects.

Surface Transportation Block Group Program (STBG)

The Surface Transportation Block Group Program (STBG) is the primary funding source for transportation projects. It is separated into several categories: Group I, Group II, Group III, Group IV, and State.

Group I – This is designated for use for urbanized areas with populations of at least 200,000. In the Michiana region, it is available for the South Bend Urbanized Area.

Group II – This is designated for use for urbanized areas with populations greater than or equal to 50,000 but less than 200,000. In the Michiana region, it is available to the Elkhart/Goshen Urbanized Area.

Group III – Is available for use in cities and towns greater or equal to 5,000 but less than 50,000. In the Michiana region, it is available to Nappanee, Plymouth, and Warsaw.

Group IV – is available for use in towns in rural areas that have populations under 5,000 and non-urbanized portions of counties.

Transportation Alternative Program (TAP)

Transportation Alternative Program (TAP) provides funding for programs and projects defined as transportation alternatives. TAP projects could include bicycle and pedestrian facilities, improving access to public transportation, community improvement activities, safe routes to school sidewalk projects, and projects for constructing roadways largely in the right-of-way of former Interstate System routes or other divided highways.

Recreational Trails Program (RTP)

The Recreational Trails Program is a matching assistance program that provides funding for the acquisition and/or development of multi-use recreational trail projects. Both motorized and non-motorized projects may qualify for assistance. The funds are made available through a portion of revenue received by the Federal Highway Trust Fund from federal motor fuel excise tax paid by users of off-road recreational vehicles.

Congestion Mitigation Air Quality (CMAQ)

Congestion Mitigation Air Quality (CMAQ) provides flexible funding for transportation projects. Funding is available to reduce congestion and improve air quality for areas that do not meet NAAQS for ozone, carbon monoxide, or particulate matter (non-attainment) as well as for areas that were once out of compliance but now meet the standard (maintenance).

Bridge Funds

Bridge funds are available to all counties for bridge rehabilitations, replacements, and systematic preventative maintenance. Local public agency (LPA) must be in compliance with National Bridge Inspection Standards. To be eligible for bridge funding, a bridge must meet four (4) criteria: 1) it must be on NBI database 2) sufficiency rating of 80 or less 3) classified as structurally deficient or functionally obsolete 4) cannot have been rehabilitated or reconstructed in the last ten (10) years.

Highway Safety Improvement Program (HSIP)

The goal of the program is to achieve a significant reduction in traffic fatalities and injuries on all public roads. HSIP requires data driven and a strategic approach to improving road safety that focuses on performance.

Railway-Highway Crossing (Section 130) Program

The Section 130 program provides funds for the elimination of hazards at railway-highway crossings. The Program has been correlated with a significant decrease in fatalities at these crossings. This funding source began in 2014 and has seen a 57% reduction of fatalities at rail-highway crossings since that time. Money for Section 130 is set aside annually from the HSIP apportionment. In SFY 2019 \$240 million nationwide was set aside for these projects.



This Document was prepared by:



227 W. Jefferson Blvd.
11th Floor County-City Bldg.
South Bend, IN 46601

p: 574.287.1829 | f: 574.239.4072